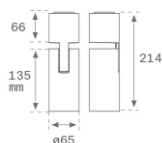


HS2SF10MF840NW



HANCE G2 SUR 1000 NW MFL WH

Description:

LAMP surface multidirectional spotlight HANCE G2 SUR 1000. Allowing 355° rotation and tilting up to 90°. Body made of die-cast aluminium for proper thermal management. Black polycarbonate injection moulded anti-glare ring. 25° middle flood reflector. LED COB, 4000K y CRI80. Electronic ON OFF control gear included. IP20, IK07 ratings. Insulation Class I. LED life time: 78.000 L80B10 (Ta=25°C). Available finishes: Textured white and textured black.

Finish: Texturised white RAL 9010

Installation: Surface

TECHNICAL SPECIFICATIONS:

Light output:	1.083 lm	°K :	4000
Plum:	8,6W	CRI :	80
Efficacy:	125,9 lm/w	R9 :	66
UGR:	<19	MacAdam:	3
Type:	COB	Power Supply:	220-240V 50/60Hz
LED Lifetime:	78.000 L80B10 (Ta=25°C)	Gear:	Electronic
Power:	7W		

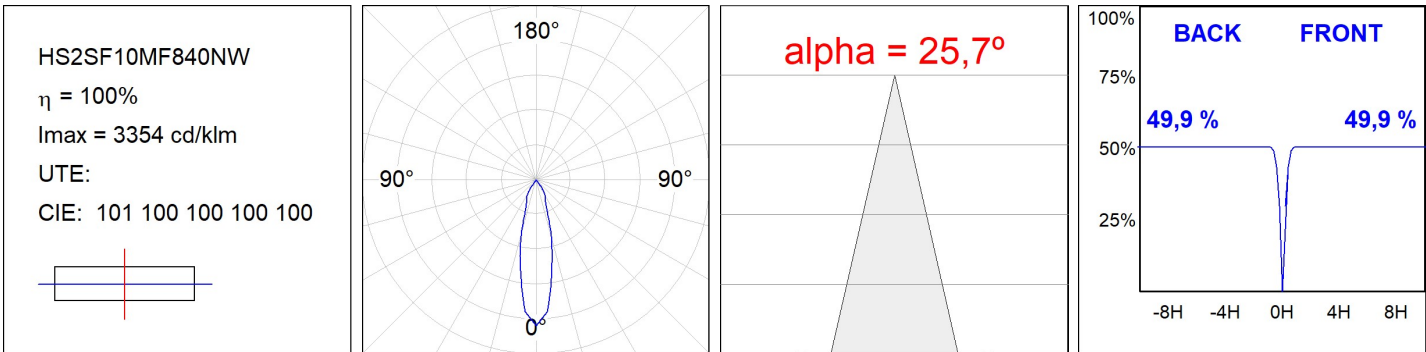
Light output tolerance +/- 10%

**CUSTOM MADE OPTIONS:**

HS2SF10MF840NW

HANCE G2 SUR 1000 NW MFL WH

PHOTOMETRIC DATA :



ACCESORIES :

Optical



Product code:
HSCU50

Description:
HANCE 1000/2000 ACC. CUTTING BEAM



Product code:
HSHO50

Description:
HANCE 1000/2000 ACC. HONEYCOMB GRILLE



Product code:
HSRI65C

Description:
HANCE 1000/2000 ACC. RING DECO CO.



Product code:
HSRI65M

Description:
HANCE 1000/2000 ACC. RING DECO MET.




Product code:
HSRI65W

Description:
HANCE 1000/2000 ACC. RING DECO WH.



Product code:
HSSL50

Description:
HANCE 1000/2000 ACC. SOFT LENS



Product code:
HSTR50

Description:
HANCE 1000/2000 ACC. DIF TRANS