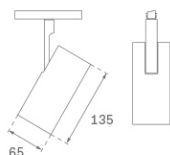


## HS1TL20SP840DBB



## HANCE TRACK 48 2000 NW SP DALI BK.

## Description:

Multi-directional projector for low voltage track (48V) model HANCE TRACK 48 2000 NW SP DALI BK., LAMP brand. Made of injected aluminium, painted in textured black colour. With quick connection system without the need for tools and passive dissipation for a proper thermal management. Model with LED COB with a neutral white colour temperature, Spot high purity aluminium reflector and control DALI gear included. Insulation class III.

**Finish:** Texturised black RAL 9011

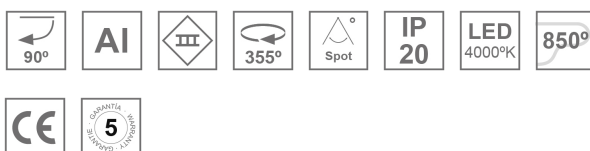
**Weight:** 435 g

**Installation:** 48V track

## TECHNICAL SPECIFICATIONS:

<b>Light output:</b>	1.633 lm	<b>°K :</b>	4000
<b>Plum:</b>	16,9W	<b>CRI :</b>	80
<b>Efficacy:</b>	96,6 lm/w	<b>MacAdam:</b>	3
<b>Type:</b>	COB	<b>Power Supply:</b>	48V DC
<b>LED Lifetime:</b>	50.000 L80 B10 (Ta=25°C)	<b>Gear:</b>	Adjustable DALI
<b>Power:</b>	18W		

*Light output tolerance +/- 10%*



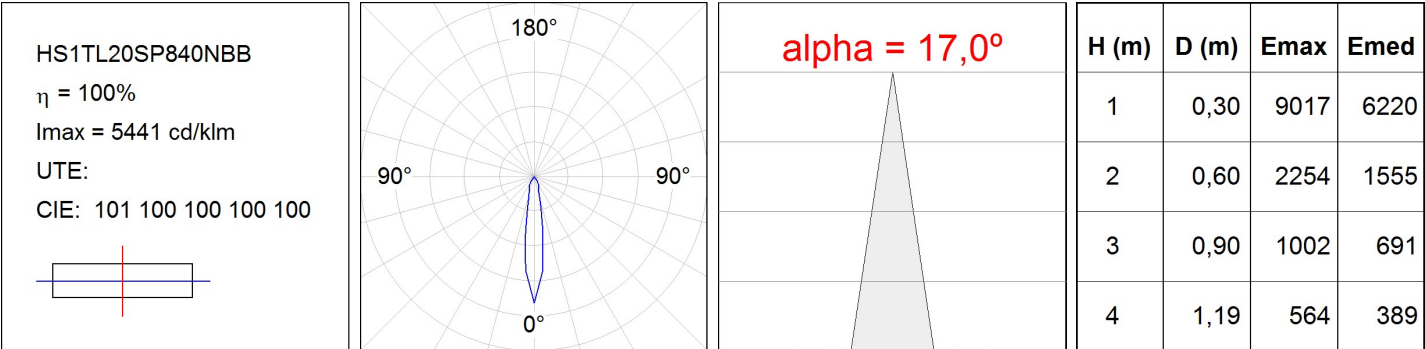
## CUSTOM MADE OPTIONS:



HS1TL20SP840DBB

HANCE TRACK 48 2000 NW SP DALI BK.

PHOTOMETRIC DATA :



ACCESORIES :

Assembly



**Product code:**  
TLAMJB

**Description:**  
TRACK 48V ACC. MECHANICAL JOINT BK.



**Product code:**  
TLAMJW

**Description:**  
TRACK 48V ACC. MECHANICAL JOINT WH.



**Product code:**  
TLASUADNB

**Description:**  
TRACK 48V ACC. MAIN SUPPLY DALI/ONOFF BK



**Product code:**  
TLASUADNW

**Description:**  
TRACK 48V ACC. MAIN SUPPLY DALI/ONOFF WH



**Product code:**  
TLASUECB

**Description:**  
TRACK 48V ACC. END COVER BK.



**Product code:**  
TLASUECB

**Description:**  
TRACK 48V ACC. END COVER CABLE BK.



**Product code:**  
TLASUECCW

**Description:**  
TRACK 48V ACC. END COVER CABLE WH.



**Product code:**  
TLASUECW

**Description:**  
TRACK 48V ACC. END COVER WH.



**Product code:**  
TLASUIJDNB

**Description:**  
TRACK 48V ACC. INTM JOINT DALI/ONOFF BK.



**Product code:**  
TLASUIJDW

**Description:**  
TRACK 48V ACC. INTM JOINT DALI/ONOFF WH.



**Product code:**  
TLASULDNB

**Description:**  
TRACK 48V ACC. 90° CORNER DALI/ONOFF BK.



**Product code:**  
TLASULDNW

**Description:**  
TRACK 48V ACC. 90° CORNER DALI/ONOFF WH.



**Product code:**  
TLASUWI1500B  
TLASUWI3000B  
TLASUWI1500B

**Description:**  
SUSPENSION CABLE TRACK 48V 1500MM BK  
SUSPENSION CABLE TRACK 48V 3000MM BK  
SUSPENSION CABLE TRACK 48V 1500MM BK



**Product code:**  
TLASUWI1500W  
TLASUWI3000W

**Description:**  
SUSPENSION CABLE TRACK 48V 1500MM WH  
SUSPENSION CABLE TRACK 48V 3000MM WH



**Product code:**  
TLASUXJDNB

**Description:**  
TRACK 48V ACC. X JOINT DALI/ONOFF BK.



**Product code:**  
TLASUXJDNW

**Description:**  
TRACK 48V ACC. X JOINT DALI/ONOFF WH.



**Product code:**  
TLSUPR1000DNB  
TLSUPR2000DNB

**Description:**  
TRACK 48V DALI/ONOFF 1M BK.  
TRACK 48V DALI/ONOFF 2M BK.



**Product code:**  
TLSUPR1000DNW  
TLSUPR2000DNW

**Description:**  
TRACK 48V DALI/ONOFF 1M WH.  
TRACK 48V DALI/ONOFF 2M WH.

## ACCESSORIES :

### Optical



**Product code:**  
HSCU50

**Description:**  
HANCE 1000/2000 ACC. CUTTING BEAM



**Product code:**  
HSEL50

**Description:**  
HANCE 1000/2000 ACC. ELIPTICAL LENS



**Product code:**

HSHO50

**Description:**

HANCE 1000/2000 ACC. HONEYCOMB GRILLE



**Product code:**

HSRI65C

**Description:**

HANCE 1000/2000 ACC. RING DECO CO.



**Product code:**

HSRI65M

**Description:**

HANCE 1000/2000 ACC. RING DECO MET.



**Product code:**

HSRI65W

**Description:**

HANCE 1000/2000 ACC. RING DECO WH.



**Product code:**

HSSL50

**Description:**

HANCE 1000/2000 ACC. SOFT LENS



**Product code:**

HSTR50

**Description:**

HANCE 1000/2000 ACC. DIF TRANS

## ACCESORIES :

### Adjustment and control



**Product code:**

TLDRV2010048N

**Description:**

DRIVER 100W 48V 220-240V NR IND LIN



**Product code:**

TLDRV2015048N

**Description:**

DRIVER 150W 48V 220-240V NR IND