

HS1TL10SS830NBB



HANCE TRACK 48 1000 WW SSP BK.

Description:

Multi-directional projector for low voltage track (48V) model HANCE TRACK 48 1000 WW SSP BK., LAMP brand. Made of injected aluminium, painted in textured black colour. With quick connection system without the need for tools and passive dissipation for a proper thermal management. Model with LED HI-POWER with a warm white colour temperature, Superspot optics and control gear included. Insulation class III.

Finish: Texturised black RAL 9011

Weight: 460 g

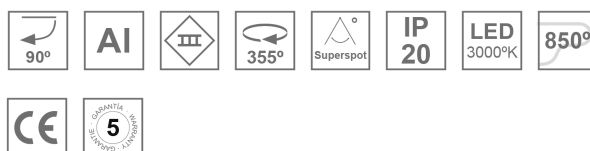


Installation: 48V track

TECHNICAL SPECIFICATIONS:

Light output:	605 lm	°K :	3000
Plum:	9W	CRI :	80
Efficacy:	66 lm/w	MacAdam:	3
Type:	HIGH POWER LED	Power Supply:	48V DC
LED Lifetime:	50.000 L90 (Ta=25°C)	Gear:	Electronic
Power:	8W		

Light output tolerance +/- 10%



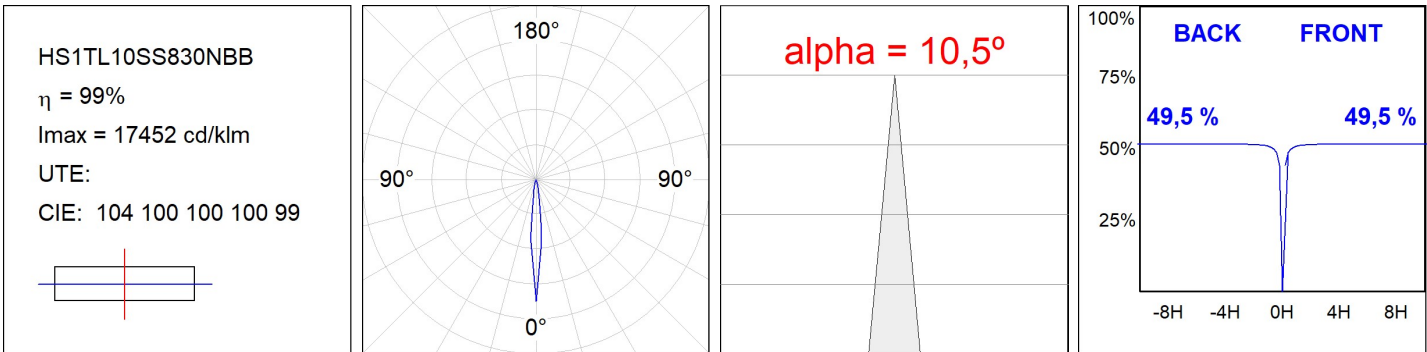
CUSTOM MADE OPTIONS:



HS1TL10SS830NBB

HANCE TRACK 48 1000 WW SSP BK.

PHOTOMETRIC DATA :



ACCESORIES :

Assembly



Product code:
TLAMJB

Description:
TRACK 48V ACC. MECHANICAL JOINT BK.



Product code:
TLAMJW

Description:
TRACK 48V ACC. MECHANICAL JOINT WH.



Product code:
TLASUADNB

Description:
TRACK 48V ACC. MAIN SUPPLY DALI/ONOFF BK



Product code:
TLASUADNW

Description:
TRACK 48V ACC. MAIN SUPPLY DALI/ONOFF WH



Product code:
TLASUECB

Description:
TRACK 48V ACC. END COVER BK.



Product code:
TLASUECB

Description:
TRACK 48V ACC. END COVER CABLE BK.



Product code:
TLASUECCW

Description:
TRACK 48V ACC. END COVER CABLE WH.



Product code:
TLASUECW

Description:
TRACK 48V ACC. END COVER WH.



Product code:
TLASUIJDNB

Description:
TRACK 48V ACC. INTM JOINT DALI/ONOFF BK.



Product code:
TLASUIJDW

Description:
TRACK 48V ACC. INTM JOINT DALI/ONOFF WH.



Product code:
TLASULDNB

Description:
TRACK 48V ACC. 90° CORNER DALI/ONOFF BK.



Product code:
TLASULDNW

Description:
TRACK 48V ACC. 90° CORNER DALI/ONOFF WH.



Product code:
TLASUWI1500B
TLASUWI3000B
TLASUWI1500B

Description:
SUSPENSION CABLE TRACK 48V 1500MM BK
SUSPENSION CABLE TRACK 48V 3000MM BK
SUSPENSION CABLE TRACK 48V 1500MM BK



Product code:
TLASUWI1500W
TLASUWI3000W

Description:
SUSPENSION CABLE TRACK 48V 1500MM WH
SUSPENSION CABLE TRACK 48V 3000MM WH



Product code:
TLASUXJDNB

Description:
TRACK 48V ACC. X JOINT DALI/ONOFF BK.



Product code:
TLASUXJDNW

Description:
TRACK 48V ACC. X JOINT DALI/ONOFF WH.



Product code:
TLSUPR1000DNB
TLSUPR2000DNB

Description:
TRACK 48V DALI/ONOFF 1M BK.
TRACK 48V DALI/ONOFF 2M BK.



Product code:
TLSUPR1000DNW
TLSUPR2000DNW

Description:
TRACK 48V DALI/ONOFF 1M WH.
TRACK 48V DALI/ONOFF 2M WH.

ACCESSORIES :

Optical



Product code:
HSCU50

Description:
HANCE 1000/2000 ACC. CUTTING BEAM



Product code:
HSEL50

Description:
HANCE 1000/2000 ACC. ELIPTICAL LENS



Product code:
HSRI65C

Description:
HANCE 1000/2000 ACC. RING DECO CO.




Product code:
HSRI65M

Description:
HANCE 1000/2000 ACC. RING DECO MET.



Product code:
HSRI65W

Description:
HANCE 1000/2000 ACC. RING DECO WH.



Product code:
HSSL50

Description:
HANCE 1000/2000 ACC. SOFT LENS

ACCESORIES :
Adjustment and control



Product code:
TLDRV2010048N

Description:
DRIVER 100W 48V 220-240V NR IND LIN



Product code:
TLDRV2015048N

Description:
DRIVER 150W 48V 220-240V NR IND