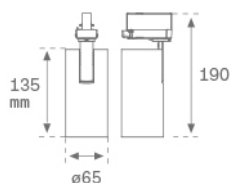


**HS1TK10SS940NBW**

**HANCE TRACK 220 1000 NW SSP WH.**
**Description:**

Projector to adapt to three-phase universal multidirectional track model HANCE TRACK 220 1000 NW SSP BK/WH., LAMP brand. Body made of aluminum injection painted in textured white. Passive dissipation for a correct thermal management. Model for LED COB, with neutral white color temperature and built-in electronic equipment. High purity aluminum reflector Superspot. Class of insulation I.

**Finish:** Texturised white RAL 9010

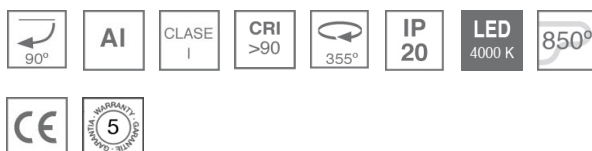
**Weight:** 650 g

**Installation:** 3-Circuit track

**TECHNICAL SPECIFICATIONS:**

<b>Light output:</b>	492 lm	<b>°K :</b>	4000
<b>Plum:</b>	8,6W	<b>CRI :</b>	90
<b>Efficacy:</b>	57 lm/w	<b>MacAdam:</b>	3
<b>Type:</b>	HIGH POWER LED	<b>Power Supply:</b>	220-240V 50/60Hz
<b>LED Lifetime:</b>	60.000 L90 (Ta=25°C)	<b>Gear:</b>	Electronic
<b>Power:</b>	7W		

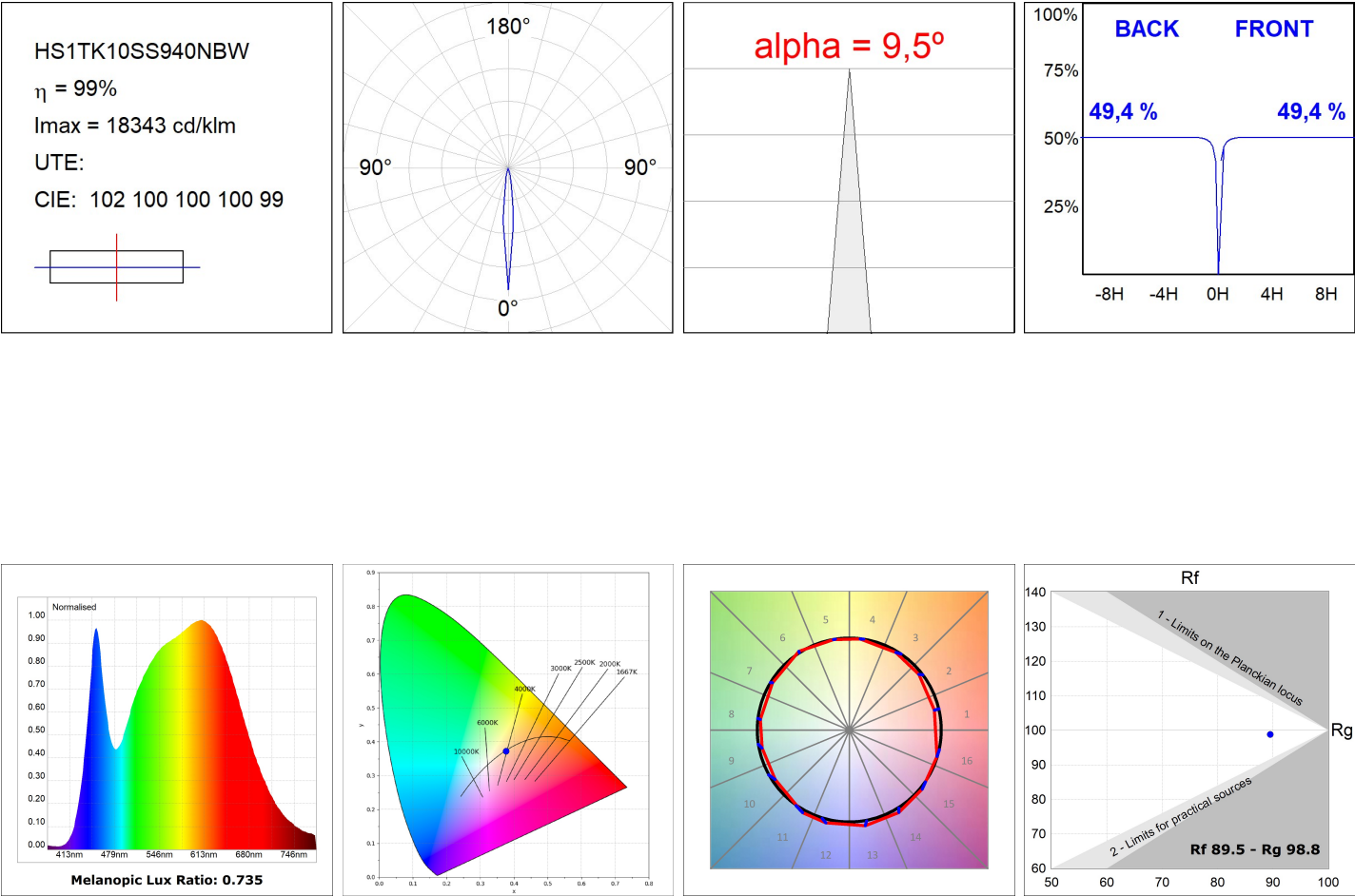
*Light output tolerance +/- 10%*


**CUSTOM MADE OPTIONS:**


HS1TK10SS940NBW

HANCE TRACK 220 1000 NW SSP WH.

PHOTOMETRIC DATA :



ACCESORIES :

Optical



**Product code:**  
HSCU50

**Description:**  
HANCE 1000/2000 ACC. CUTTING BEAM



**Product code:**  
HSEL50

**Description:**  
HANCE 1000/2000 ACC. ELIPTICAL LENS



**Product code:**  
HSRI65C

**Description:**  
HANCE 1000/2000 ACC. RING DECO CO.



**Product code:**  
HSRI65M

**Description:**  
HANCE 1000/2000 ACC. RING DECO MET.



**Product code:**  
HSRI65W

**Description:**  
HANCE 1000/2000 ACC. RING DECO WH.



**Product code:**  
HSSL50

**Description:**  
HANCE 1000/2000 ACC. SOFT LENS