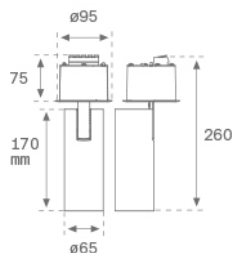


HS1SR20SS930NBW



HANCE SEMIREC 2000 WW SSP BK/WH.

Description:

Projector semi-recessed multidirectional track model HANCE SEMIREC 2000 WW SSP BK/WH., LAMP brand. Body made of injected aluminum painted in white textured color. Passive dissipation for a correct thermal management. Model for LED COB, with warm white color temperature and built-in electronic equipment. High purity aluminum reflector Superspot. Class of insulation II.

Finish: Texturised white RAL 9010

Weight: 900 g

Installation: Semi-Recessed

TECHNICAL SPECIFICATIONS:

Light output:	652 lm	°K :	3000
Plum:	13,9W	CRI :	90
Efficacy:	46,8 lm/w	MacAdam:	3
Type:	HIGH POWER LED	Power Supply:	220-240V 50/60Hz
LED Lifetime:	50.000 L80 (Ta=25°C)	Gear:	Electronic
Power:	13W		

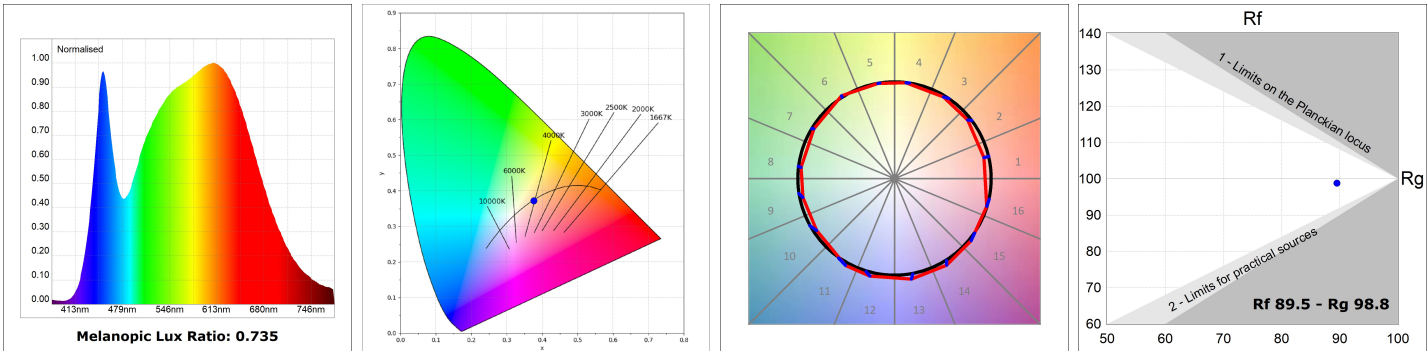
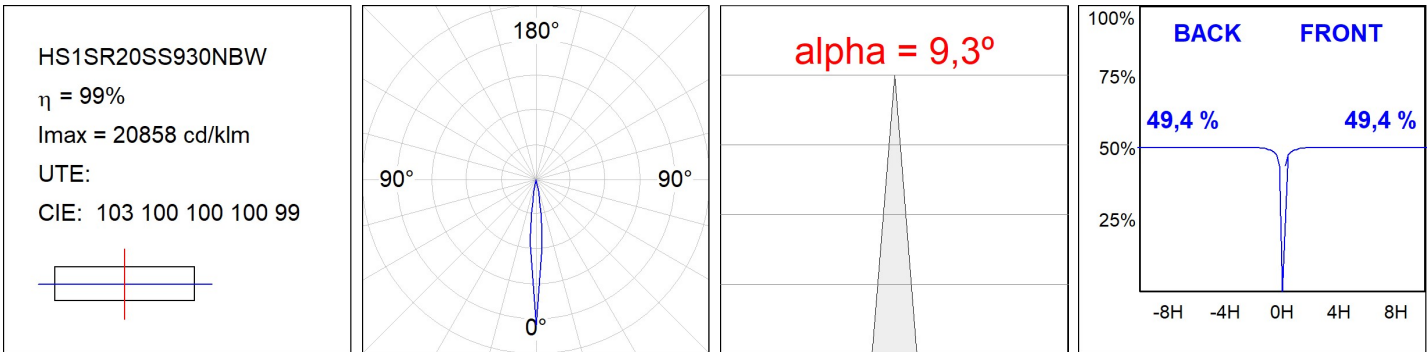
Light output tolerance +/- 10%

**CUSTOM MADE OPTIONS:**

HS1SR20SS930NBW

HANCE SEMIREC 2000 WW SSP BK/WH.

PHOTOMETRIC DATA :



ACCESORIES :

Optical



Product code:
HSCU50

Description:
HANCE 1000/2000 ACC. CUTTING BEAM



Product code:
HSEL50

Description:
HANCE 1000/2000 ACC. ELIPTICAL LENS



Product code:
HSRI65C

Description:
HANCE 1000/2000 ACC. RING DECO CO.



Product code:
HSRI65M

Description:
HANCE 1000/2000 ACC. RING DECO MET.



Product code:
HSRI65W

Description:
HANCE 1000/2000 ACC. RING DECO WH.



Product code:
HSSL50

Description:
HANCE 1000/2000 ACC. SOFT LENS