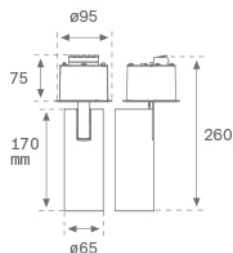


**HS1SR20SS930NBB**

**HANCE SEMIREC 2000 WW SSP BK/BK.**
**Description:**

Projector semi-recessed multidirectional track model HANCE SEMIREC 2000 NW SSP BK/WH., LAMP brand. Body made of injected aluminum painted in White textured color. Passive dissipation for a correct thermal management. Model for LED COB, with neutral White color temperature and built-in electronic equipment. High purity aluminum reflector Superspot. Class of insulation II.

**Finish:** Texturised black RAL 9011

**Weight:** 900 g

**Installation:** Semi-Recessed

**TECHNICAL SPECIFICATIONS:**

<b>Light output:</b>	652 lm	<b>°K :</b>	3000
<b>Plum:</b>	13,9W	<b>CRI :</b>	90
<b>Efficacy:</b>	46,8 lm/w	<b>MacAdam:</b>	3
<b>Type:</b>	HIGH POWER LED	<b>Power Supply:</b>	220-240V 50/60Hz
<b>LED Lifetime:</b>	50.000 L80 (Ta=25°C)	<b>Gear:</b>	Electronic
<b>Power:</b>	13W		

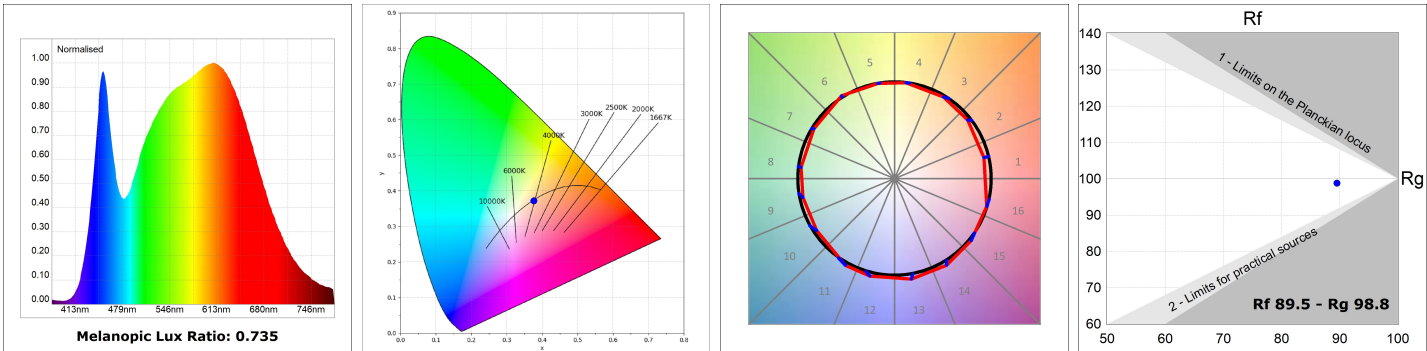
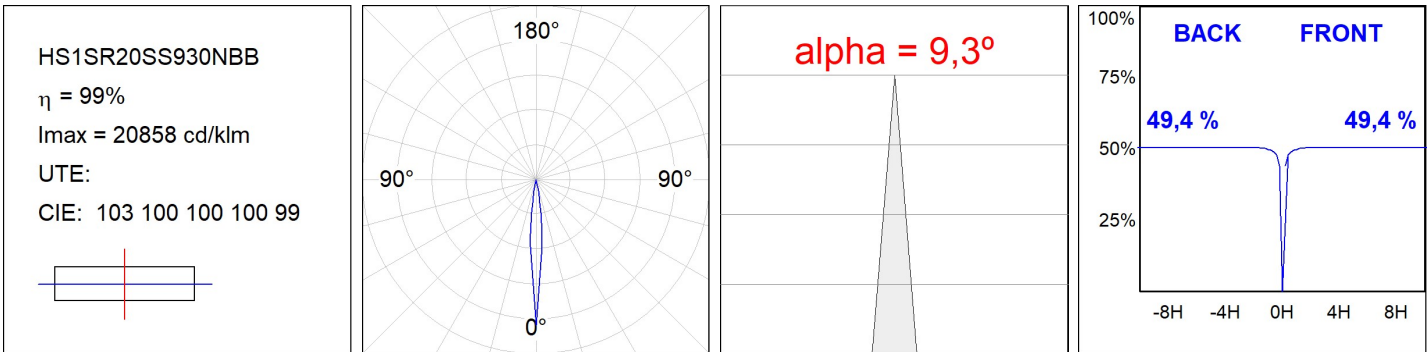
*Light output tolerance +/- 10%*


**CUSTOM MADE OPTIONS:**


HS1SR20SS930NBB

HANCE SEMIREC 2000 WW SSP BK/BK.

PHOTOMETRIC DATA :



ACCESORIES :

Optical



**Product code:**  
HSCU50

**Description:**  
HANCE 1000/2000 ACC. CUTTING BEAM



**Product code:**  
HSEL50

**Description:**  
HANCE 1000/2000 ACC. ELIPTICAL LENS



**Product code:**  
HSRI65C

**Description:**  
HANCE 1000/2000 ACC. RING DECO CO.



**Product code:**  
HSRI65M

**Description:**  
HANCE 1000/2000 ACC. RING DECO MET.



**Product code:**  
HSRI65W

**Description:**  
HANCE 1000/2000 ACC. RING DECO WH.



**Product code:**  
HSSL50

**Description:**  
HANCE 1000/2000 ACC. SOFT LENS