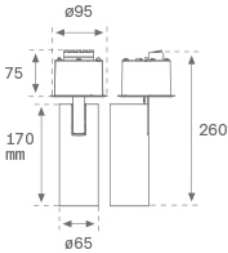


HS1SR20MF830NBW



HANCE SEMIREC 2000 WW MFL WH.

Description:

Multi-directional semi-recessed projector model HANCE SEMIREC 2000 WW MFL WH., LAMP brand. Made of textured white color painted injected aluminium. Passive dissipation for a proper thermal management. Model for LED COB, with warm white colour temperature and control gear included. With Medium Flood high purity aluminium reflector. Insulation class II.

Finish: Texturised white RAL 9010

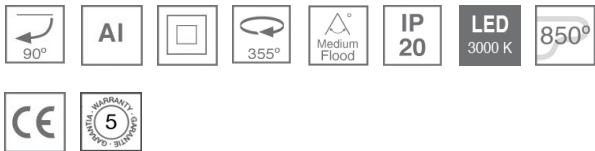
Weight: 850 g

Installation: Semi-Recessed

TECHNICAL SPECIFICATIONS:

Light output:	1.760 lm	°K :	3000
Plum:	20,7W	CRI :	80
Efficacy:	85 lm/w	MacAdam:	3
Type:	COB	Power Supply:	220-240V 50/60Hz
LED Lifetime:	50.000 L80 B10 (Ta=25°C)	Gear:	Electronic
Power:	18W		

Light output tolerance +/- 10%



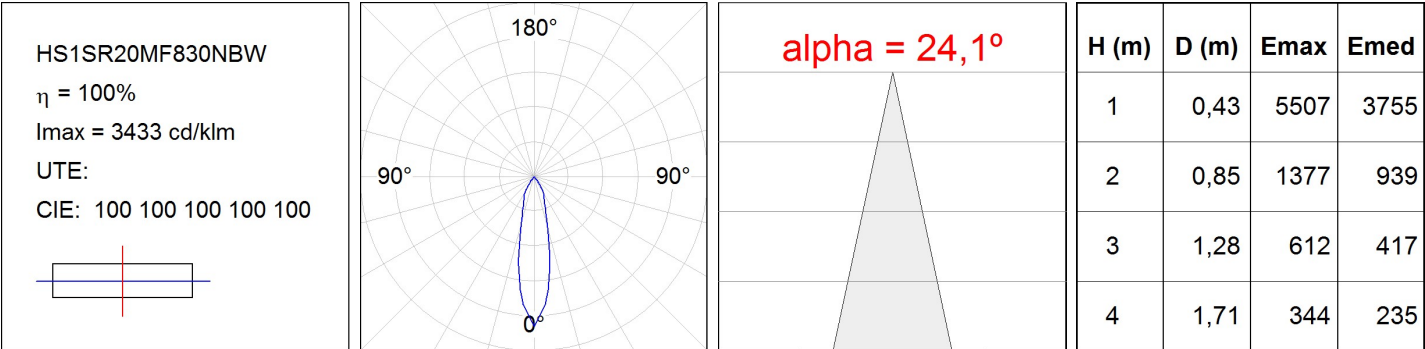
CUSTOM MADE OPTIONS:



HS1SR20MF830NBW

HANCE SEMIREC 2000 WW MFL WH.

PHOTOMETRIC DATA :



ACCESORIES :

Optical



Product code:
HSCU50

Description:
HANCE 1000/2000 ACC. CUTTING BEAM



Product code:
HSHO50

Description:
HANCE 1000/2000 ACC. HONEYCOMB GRILLE



Product code:
HSRI65C

Description:
HANCE 1000/2000 ACC. RING DECO CO.




Product code:
HSRI65M

Description:
HANCE 1000/2000 ACC. RING DECO MET.



Product code:
HSRI65W

Description:
HANCE 1000/2000 ACC. RING DECO WH.



Product code:
HSTR50

Description:
HANCE 1000/2000 ACC. DIF TRANS