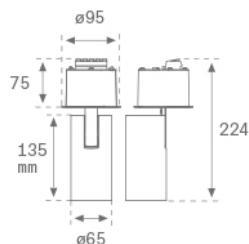


HS1SR10SS930NBB

HANCE SEMIREC 1000 WW SSP BK/BK.
Description:

Projector semi-recessed multidirectional track model HANCE SEMIREC 1000 WW SSP BK/BK., LAMP brand. Body made of injected aluminum painted in textured black. Passive dissipation for a correct thermal management. Model for LED COB, with warm White color temperature and built-in electronic equipment. High purity aluminum reflector Superspot. Class of insulation II.

Finish: Texturised black RAL 9011

Weight: 750 g

Installation: Semi-Recessed

TECHNICAL SPECIFICATIONS:

Light output:	438 lm	°K :	3000
Plum:	8,6W	CRI :	90
Efficacy:	51 lm/w	MacAdam:	3
Type:	HIGH POWER LED	Power Supply:	220-240V 50/60Hz
LED Lifetime:	60.000 L90 (Ta=25°C)	Gear:	Electronic
Power:	7W		

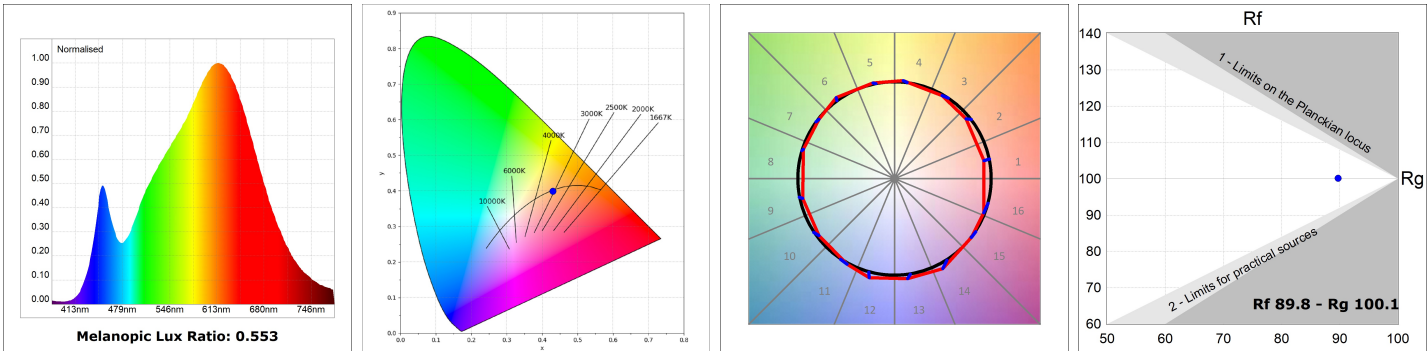
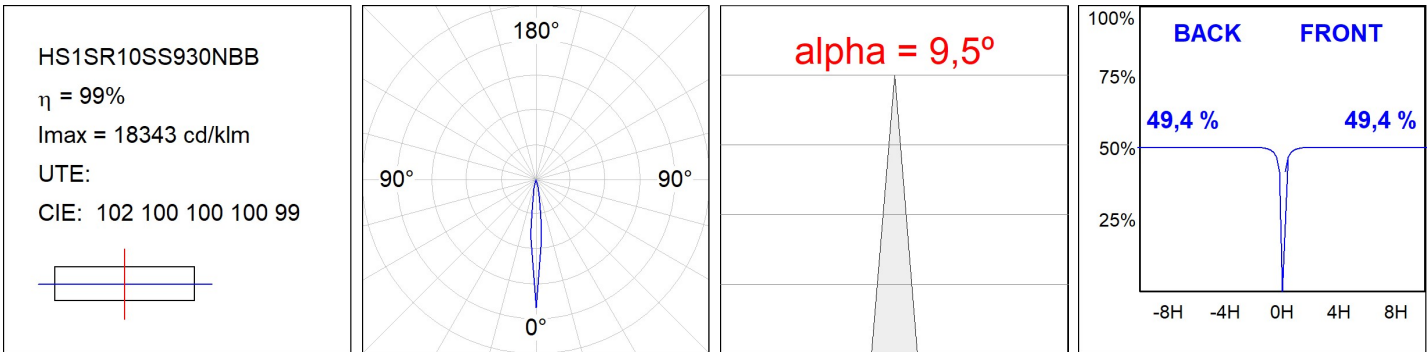
Light output tolerance +/- 10%


CUSTOM MADE OPTIONS:


HS1SR10SS930NBB

HANCE SEMIREC 1000 WW SSP BK/BK.

PHOTOMETRIC DATA :



ACCESORIES :

Optical



Product code:

HSCU50

Description:

HANCE 1000/2000 ACC. CUTTING BEAM



Product code:

HSEL50

Description:

HANCE 1000/2000 ACC. ELIPTICAL LENS



Product code:

HSRI65C

Description:

HANCE 1000/2000 ACC. RING DECO CO.



Product code:

HSRI65M

Description:

HANCE 1000/2000 ACC. RING DECO MET.



Product code:

HSRI65W

Description:

HANCE 1000/2000 ACC. RING DECO WH.



Product code:

HSSL50

Description:

HANCE 1000/2000 ACC. SOFT LENS