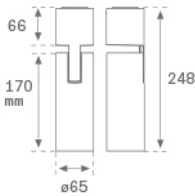


HS1SF20SS930NBB



HANCE SUR 2000 WW SSP BK/BK.

Description:

Projector to adapt surface multidirectional rail model HANCE SUR 2000 WW SSP BK/BK., LAMP brand. Body made of injected aluminum painted in textured black. Passive dissipation for a correct thermal management. Model for LED COB, with warm White color temperature and built-in electronic equipment. High purity aluminum reflector Superspot. Class of insulation I.

Finish: Texturised black RAL 9011

Weight: 620 g

Installation: Surface

TECHNICAL SPECIFICATIONS:

Light output:	652 lm	°K :	3000
Plum:	13,9W	CRI :	90
Efficacy:	46,8 lm/w	MacAdam:	3
Type:	HIGH POWER LED	Power Supply:	220-240V 50/60Hz
LED Lifetime:	50.000 L80 (Ta=25°C)	Gear:	Electronic
Power:	13W		

Light output tolerance +/- 10%



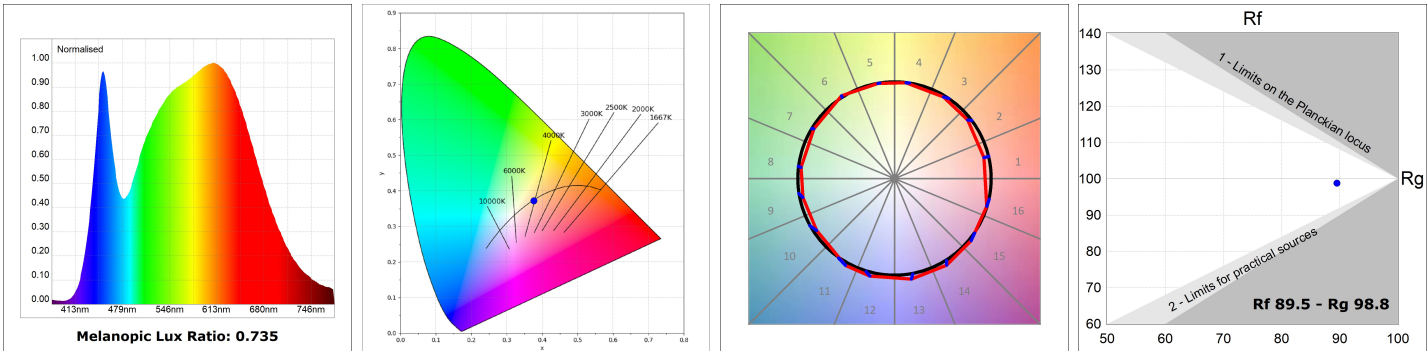
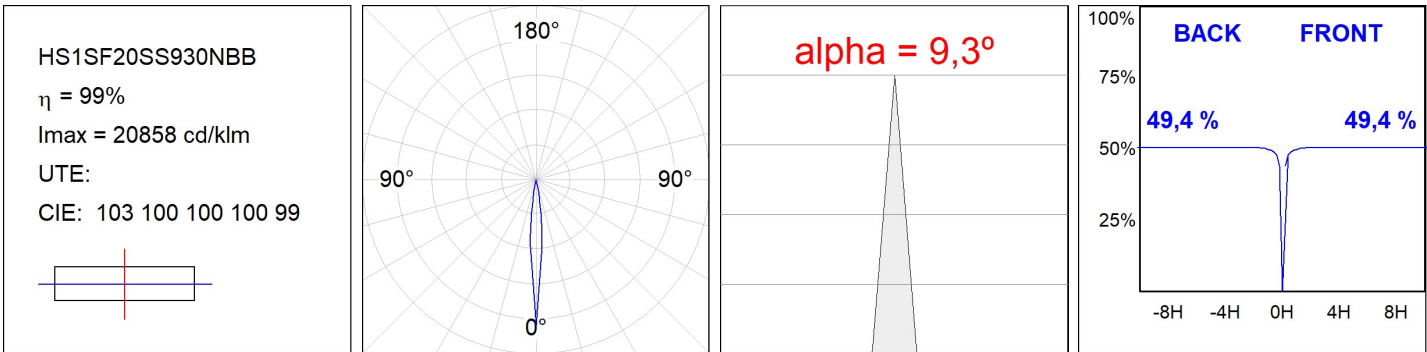
CUSTOM MADE OPTIONS:



HS1SF20SS930NBB

HANCE SUR 2000 WW SSP BK/BK.

PHOTOMETRIC DATA :



ACCESORIES :

Optical



Product code:
HSCU50

Description:
HANCE 1000/2000 ACC. CUTTING BEAM



Product code:
HSEL50

Description:
HANCE 1000/2000 ACC. ELIPTICAL LENS



Product code:
HSRI65C

Description:
HANCE 1000/2000 ACC. RING DECO CO.



Product code:
HSRI65M

Description:
HANCE 1000/2000 ACC. RING DECO MET.



Product code:
HSRI65W

Description:
HANCE 1000/2000 ACC. RING DECO WH.



Product code:
HSSL50

Description:
HANCE 1000/2000 ACC. SOFT LENS