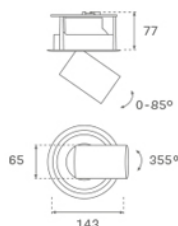


HANCE DOWNLIGHT

HD2SR20MF930NB



HANCE G2 DOWN SEMIREC 2000 9WW MFL BK

Description:

LAMP multidirectional semi-recessed downlight HANCE G2 DOWN SEMIREC 2000. Allowing 355° rotation and tilting up to 85°. Body and frame made of die-cast aluminium for proper thermal management. Black polycarbonate injection moulded anti-glare ring. 25° middle flood reflector. LED COB, 3000K and CRI90. Electronic ON OFF control gear included. IP20, IK07 ratings. Insulation Class II. LED life time: 72.000 L80B10 (Ta=25°C). Available finishes: Textured white and textured black.

Finish: Texturised black RAL 9011

Installation: Recessed

TECHNICAL SPECIFICATIONS:

Light output:	1.943 lm	°K :	3000
Plum:	20,8W	CRI :	90
Efficacy:	93,4 lm/w	R9 :	60
UGR:	<19	MacAdam:	3
Type:	COB	Power Supply:	220-240V 50/60Hz
LED Lifetime:	72.000 L80B10 (Ta=25°C)	Gear:	Electronic
Power:	18W		

Light output tolerance +/- 10%

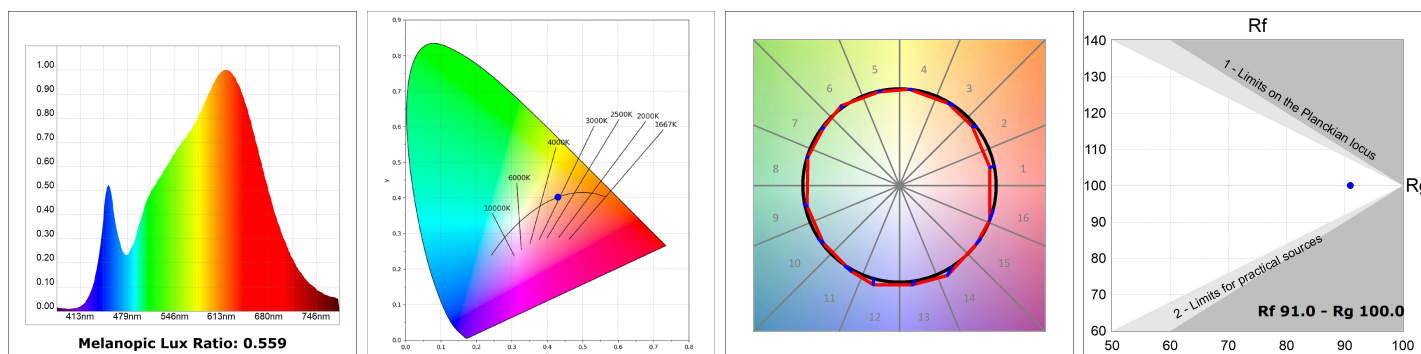
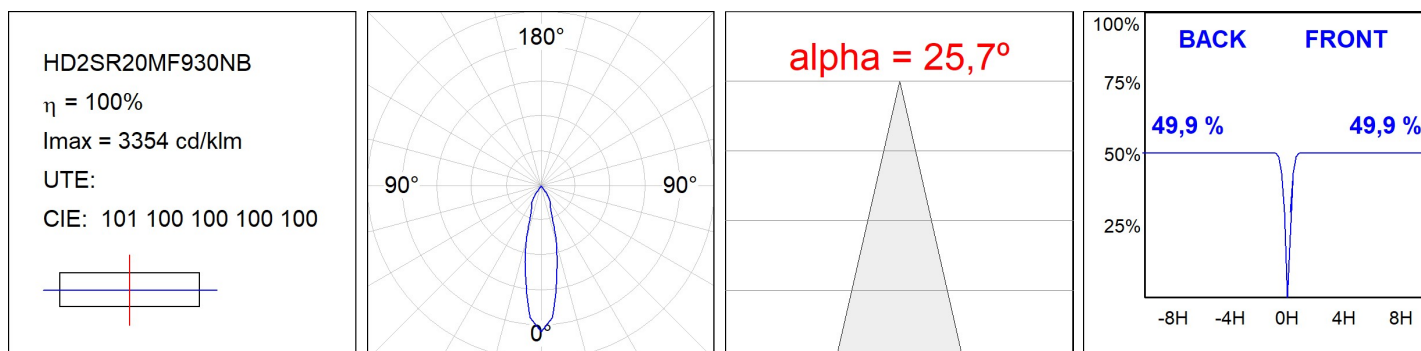
**CUSTOM MADE OPTIONS:**

HANCE DOWNLIGHT

HD2SR20MF930NB

HANCE G2 DOWN SEMIREC 2000 9WW MFL BK

PHOTOMETRIC DATA :



ACCESSORIES :

Optical



Product code:

HSCU50

Description:

HANCE 1000/2000 ACC. CUTTING BEAM



Product code:

HSO50

Description:

HANCE 1000/2000 ACC. HONEYCOMB GRILLE



Product code:

HSRI65B

Description:

HANCE 1000/2000 ACC. RING DECO BK.



Product code:

HSRI65C

Description:

HANCE 1000/2000 ACC. RING DECO CO.



Product code:

HSRI65M

Description:

HANCE 1000/2000 ACC. RING DECO MET.



Product code:

HSRI65W

Description:

HANCE 1000/2000 ACC. RING DECO WH.



Product code:

HSTR50

Description:

HANCE 1000/2000 ACC. DIF TRANS