

HD2SR07SS940NW



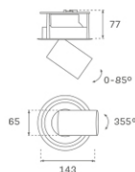
HANCE G2 DOWN SEMIREC 700 9NW SSP WH

Description:

LAMP multidirectional semi-recessed downlight HANCE G2 DOWN SEMIREC 700. Allowing 355° rotation and tilting up to 85°. Body and frame made of die-cast aluminium for proper thermal management. Black polycarbonate injection moulded anti-glare ring. 10° super spot polycarbonate optics. LED HIGH POWER, 4000K and CRI90. Electronic ON OFF control gear included. IP20, IK07 ratings. Insulation Class II. LED life time: 60.000 L90B10 (Ta=25°C). Available finishes: Textured white and textured black.

Finish: Texturised white RAL 9010

Installation: Recessed

**TECHNICAL SPECIFICATIONS:**

Light output:	492 lm	°K :	4000
Plum:	8,6W	CRI :	90
Efficacy:	57 lm/w	R9 :	62
UGR:	<16	MacAdam:	3
Type:	HIGH POWER	Power Supply:	220-240V 50/60Hz
LED Lifetime:	60.000 L90B10 (Ta=25°C)	Gear:	Electronic
Power:	7W		

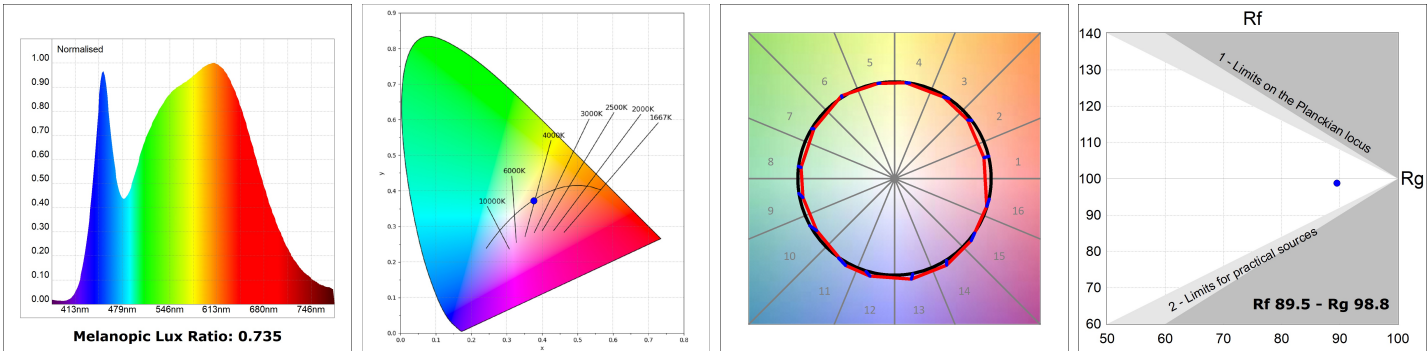
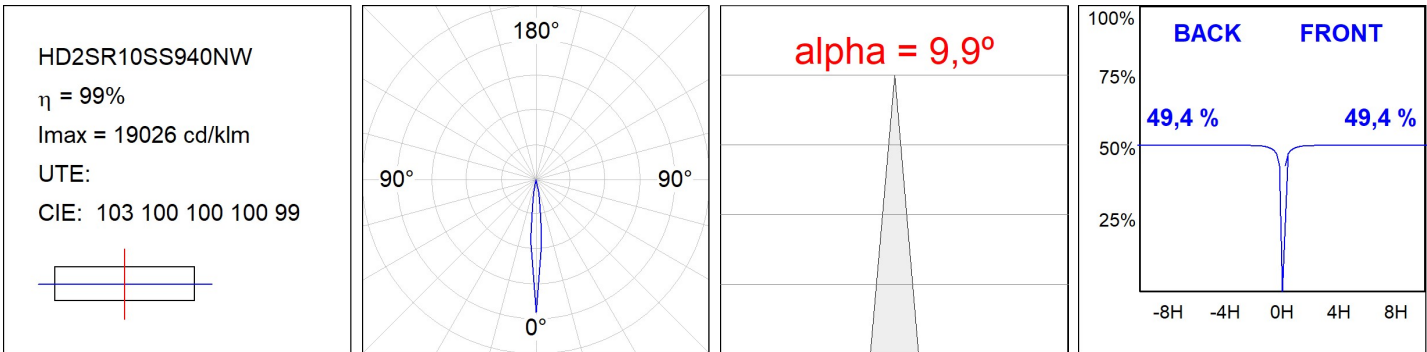
Light output tolerance +/- 10%

**CUSTOM MADE OPTIONS:**

HD2SR07SS940NW

HANCE G2 DOWN SEMIREC 700 9NW SSP WH

PHOTOMETRIC DATA :



ACCESSORIES :

Optical



Product code:

HSCU50

Description:

HANCE 1000/2000 ACC. CUTTING BEAM



Product code:

HSO50

Description:

HANCE 1000/2000 ACC. HONEYCOMB GRILLE



Product code:

HSRI65B

Description:

HANCE 1000/2000 ACC. RING DECO BK.



Product code:

HSRI65C

Description:

HANCE 1000/2000 ACC. RING DECO CO.



Product code:

HSRI65M

Description:

HANCE 1000/2000 ACC. RING DECO MET.



Product code:

HSRI65W

Description:

HANCE 1000/2000 ACC. RING DECO WH.



Product code:

HSTR50

Description:

HANCE 1000/2000 ACC. DIF TRANS