

# HANCE DOWNLIGHT

HD1SR10SS940DBB



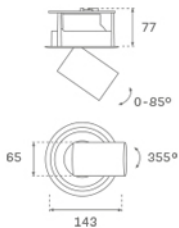
## HANCE DOWN SEMIREC 1000 NW SSP DALI BK.

### Description:

Multidirectional semi-recessed downlight model HANCE DOWN SEMIREC 1000 NW SSP DALI BK., LAMP brand. Body and frame made of injected aluminium in textured black colour and decorative rings made of injected polycarbonate in black colour. Passive dissipation for a proper thermal management. Model with LED HI-POWER, with a neutral white colour temperature and control DALI gear included. With Superspot optics. It allows for a rotation of 355° and a tilt up to 85°. Insulation class II.

**Finish:** Texturised white RAL 9010

**Weight:** 790 g



**Installation:** Recessed

### TECHNICAL SPECIFICATIONS:

<b>Light output:</b>	492 lm	<b>°K :</b>	4000
<b>Plum:</b>	8,6W	<b>CRI :</b>	90
<b>Efficacy:</b>	57 lm/w	<b>MacAdam:</b>	3
<b>Type:</b>	HIGH POWER LED	<b>Power Supply:</b>	220-240V 50/60Hz
<b>LED Lifetime:</b>	60.000 L90 (Ta=25°C)	<b>Gear:</b>	Adjustable DALI
<b>Power:</b>	7W		

*Light output tolerance +/- 10%*



### CUSTOM MADE OPTIONS:



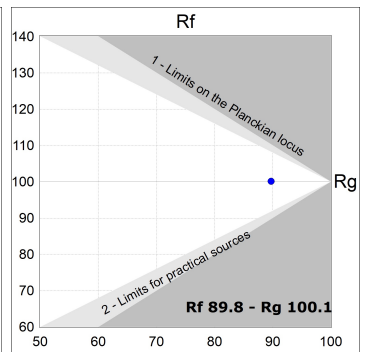
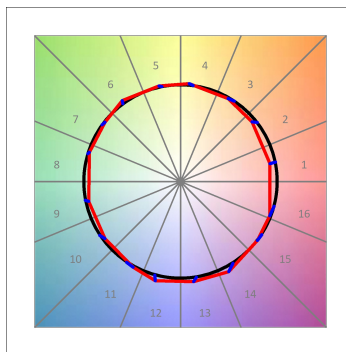
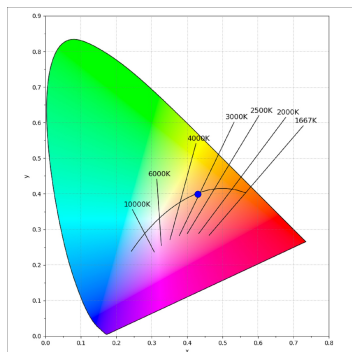
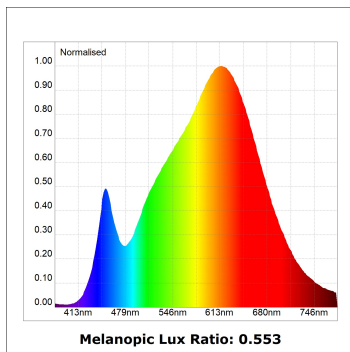
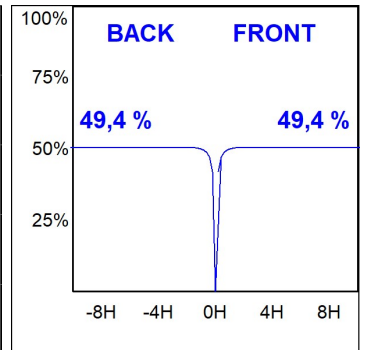
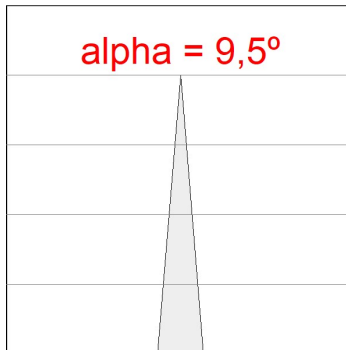
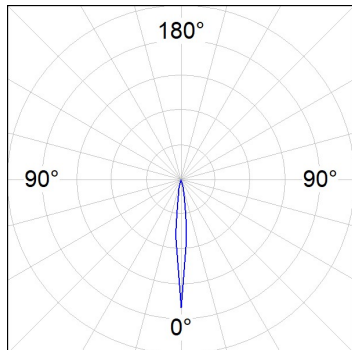
**HANCE DOWNLIGHT**

HD1SR10SS940DBB

HANCE DOWN SEMIREC 1000 NW SSP DALI BK.

**PHOTOMETRIC DATA :**

HD1SR10SS940NBB  
 $\eta = 99\%$   
 $I_{max} = 18343 \text{ cd/klm}$   
 UTE:  
 CIE: 102 100 100 100 99



ACCESORIES :

Optical



**Product code:**

HSCU50

**Description:**

HANCE 1000/2000 ACC. CUTTING BEAM



**Product code:**

HSEL50

**Description:**

HANCE 1000/2000 ACC. ELIPTICAL LENS



**Product code:**

HSRI65C

**Description:**

HANCE 1000/2000 ACC. RING DECO CO.



**Product code:**

HSRI65M

**Description:**

HANCE 1000/2000 ACC. RING DECO MET.



**Product code:**

HSRI65W

**Description:**

HANCE 1000/2000 ACC. RING DECO WH.



**Product code:**

HSSL50

**Description:**

HANCE 1000/2000 ACC. SOFT LENS