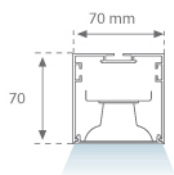


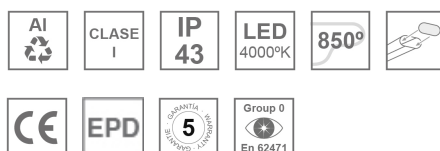
F71SF200MOTS840DG

**FIL 70 TECH SUS 2M 3200 NW DALI GR.****Description:**

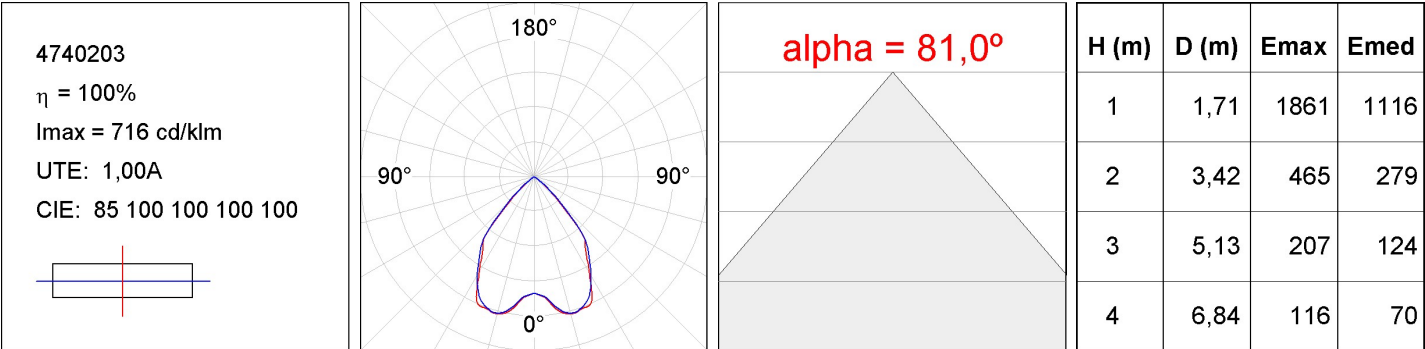
Suspended or mounted surface luminaire model FIL 70 TECH SUS. Suspended or mounted surface luminaire model FIL 70 TECH SUS 2M 3200 NW DALI GR, LAMP brand. Made of satin grey painted extruded aluminium. Model for MID-POWER LED with neutral white colour temperature and control DALI gear included. Insulation class I. Photobiological safety group 0. Environmental Product Declaration - EPD available, according to UNE-EN ISO 9001:2015 and UNE-EN ISO 14001:2015.

Finish: Gloss grey**Dimensions:** 2.000 x 70 x 70 mm**Weight:** 3.378 g**Installation:** Suspended**TECHNICAL SPECIFICATIONS:**

Light output:	3.060 lm	°K :	4000
Plum:	26,8W	CRI :	80
Efficacy:	114,1 lm/w	MacAdam:	3
UGR:	<19	Power Supply:	220-240V 50/60Hz
Type:	MID POWER LED	Gear:	Adjustable DALI
LED Lifetime:	50.000 L80 B10 (Ta=25°C)		
Power:	25W		

Light output tolerance +/- 10%**CUSTOM MADE OPTIONS:**

PHOTOMETRIC DATA :



ACCESORIES :
Assembly



Product code:
ELWRST

Description:
ACC. ELECTROSTATICS WRIST STRAP



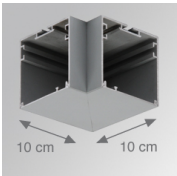
Product code:
F7JO

Description:
ACC. INTM JOINT



Product code:
F7SUECG
F7SUECW

Description:
FIL 70 ACC. SUS END COVER PC GR.
FIL 70 ACC. SUS END COVER PC WH.



Product code:
F7TESUHCG
F7TESUHCW

Description:
FIL 70 TECH ACC. SUS 90° CORNER GR.
FIL 70 TECH ACC. SUS 90° CORNER WH.

ACCESORIES :
Suspension



Product code:
SFRG41G
SFRG41W

Description:
ACC. SUR FIXING NK.
ACC. SUR FIXING WH.



Product code:
SUCA4000DG
SUCA4000NG

Description:
ACC. ELEC 5P SUSP GR.
ACC. ELEC 3P SUSP GR.



Product code:
SUCA4000DW
SUCA4000NW

Description:
ACC. ELEC 5P SUSP WH.
ACC. ELEC 3P SUSP WH.



Product code:
SUCAEMDEG

Description:
ACC. ELECMEC SUR FIXING GR.



Product code:

SUCDEMFA1000NG

Description:

ACC. ELECMEC SUR FIXING WH.



Product code:

SUCDEMFA4000NG

Description:

ACC. ELECMEC QUICK SUSP 1M GR.

ACC. ELECMEC QUICK SUSP 4M GR.



Product code:

SUCDEMFA1000NW

SUCDEMFA4000NW

Description:

ACC. ELECMEC QUICK SUSP 1M WH.

ACC. ELECMEC QUICK SUSP 4M WH.



Product code:

SUCARG0100G

SUCARG0250G

SUCARG0500G

SUCARG1000G

Description:

ACC. ELECMEC RIGID SUSP 100MM GR.

ACC. ELECMEC RIGID SUSP 250MM GR.

ACC. ELECMEC RIGID SUSP 500MM GR.

ACC. ELECMEC RIGID SUSP 1000MM GR.



Product code:

SUCARG0100W

SUCARG0250W

SUCARG0500W

SUCARG1000W

Description:

ACC. ELECMEC RIGID SUSP 100MM WH.

ACC. ELECMEC RIGID SUSP 250MM WH.

ACC. ELECMEC RIGID SUSP 500MM WH.

ACC. ELECMEC RIGID SUSP 1000MM WH.



Product code:

SUCAWI1000DG

SUCAWI4000DG

Description:

ACC. ELECMEC QUICK SUSP 1M 5P GR.

ACC. ELECMEC QUICK SUSP 4M 5P GR.



Product code:

SUCAWI1000DW

SUCAWI4000DW

Description:

ACC. ELECMEC QUICK SUSP 1M 5P WH.

ACC. ELECMEC QUICK SUSP 4M 5P WH.



Product code:

SURG0100W

SURG0250W

SURG0500W

SURG1000W

Description:

ACC. RIGID SUSP 100MM WH.

ACC. RIGID SUSP 250MM WH.

ACC. RIGID SUSP 500MM WH.

ACC. RIGID SUSP 1000MM WH.



Product code:

SURGJO41W

Description:

ACC. RIGID SUSP FIXING JOINT WH.



Product code:

SUWIDE1000G

SUWIDE4000G

Description:

ACC. QUICK STEEL CABLE 1M NK.

ACC. QUICK STEEL CABLE 4M NK.

ACCESORIES :

Optical



Product code:

DIOPST1000

Description:

ACC. DIF. SOFT TECH OPAL