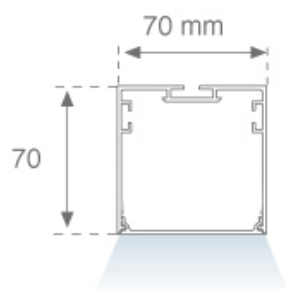


F71SF120LOOP830NW

**FIL 70 OPAL SUS 2600 WW WH.****Description:**

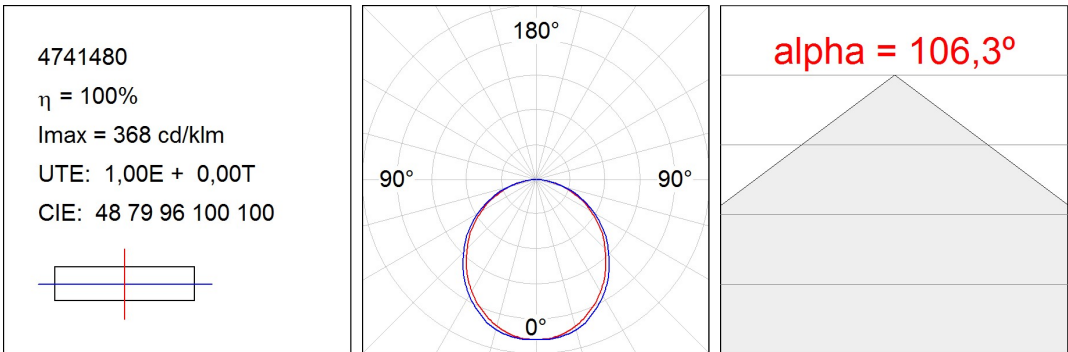
Suspended or mounted surface luminaire model FIL 70 OPAL SUS 2600 WW WH., LAMP brand. Made of matt white painted extruded aluminium with opal polycarbonate diffuser. Model for LED MID-POWER with warm white colour temperature and control gear included. IP43, IK06 protection rating. Insulation class I. Photobiological safety group 0. Environmental Product Declaration - EPD@available, according to UNE-EN ISO 9001:2015 and UNE-EN ISO 14001:2015.

Finish: Matte white RAL 9010**Dimensions:** 1.162 x 70 x 70 mm**Weight:** 2.536 g**Installation:** Surface**TECHNICAL SPECIFICATIONS:**

Light output:	1.992 lm	°K :	3000
Plum:	19,2W	CRI :	80
Efficacy:	103,8 lm/w	MacAdam:	3
Type:	MID POWER LED	Power Supply:	220-240V 50/60Hz
LED Lifetime:	60.000 L80 B10 (Ta=25°C)	Gear:	Electronic
Power:	17W		

Light output tolerance +/- 10%**CUSTOM MADE OPTIONS:**

PHOTOMETRIC DATA :



ACCESORIES :

Assembly



Product code:
ELWRST

Description:
ACC. ELECTROSTATICS WRIST STRAP



Product code:
F7COSUX/MMG
F7COSUX/MMW
F7PRSUX/MMG
F7PRSUX/MMW

Description:
FIL 70 ACC. COVER X/MM GR.
FIL 70 ACC. COVER X/MM WH.
FIL 70 ACC. SUS PROFILE X/MM GR.
FIL 70 ACC. SUS PROFILE X/MM WH.



Product code:
F7JO

Description:
ACC. INTM JOINT




Product code:
F7SFVCG
F7SFVCW

Description:
FIL 70 ACC. 90° WALL CORNER GR.
FIL 70 ACC. 90° WALL CORNER WH.



Product code:
F7SUECG
F7SUECW

Description:
FIL 70 ACC. SUS END COVER PC GR.
FIL 70 ACC. SUS END COVER PC WH.



Product code:
F7SUHCG
F7SUHCW

Description:
FIL 70 ACC. SUS 90° CORNER GR.
FIL 70 ACC. SUS 90° CORNER WH.

ACCESORIES :

Suspension



Product code:
SFRG41G
SFRG41W

Description:
ACC. SUR FIXING NK.
ACC. SUR FIXING WH.



Product code:
SUCA4000DW
SUCA4000NW

Description:
ACC. ELEC 5P SUSP WH.
ACC. ELEC 3P SUSP WH.



Product code:
SUCADMDEW

Description:
ACC. ELECMEC SUR FIXING WH.



Product code:
SUCAEMFA1000NW
SUCAEMFA4000NW

Description:
ACC. ELECMEC QUICK SUSP 1M WH.
ACC. ELECMEC QUICK SUSP 4M WH.



Product code:
SUCARG0100W
SUCARG0250W
SUCARG0500W
SUCARG1000W

Description:
ACC. ELECMEC RIGID SUSP 100MM WH.
ACC. ELECMEC RIGID SUSP 250MM WH.
ACC. ELECMEC RIGID SUSP 500MM WH.
ACC. ELECMEC RIGID SUSP 1000MM WH.



Product code:
SUCAWI1000DG
SUCAWI4000DG

Description:
ACC. ELECMEC QUICK SUSP 1M 5P GR.
ACC. ELECMEC QUICK SUSP 4M 5P GR.




Product code:
SUCAWI1000DW
SUCAWI4000DW

Description:
ACC. ELECMEC QUICK SUSP 1M 5P WH.
ACC. ELECMEC QUICK SUSP 4M 5P WH.



Product code:
SURG0100W
SURG0250W
SURG0500W
SURG1000W

Description:
ACC. RIGID SUSP 100MM WH.
ACC. RIGID SUSP 250MM WH.
ACC. RIGID SUSP 500MM WH.
ACC. RIGID SUSP 1000MM WH.



Product code:
SURGJO41W

Description:
ACC. RIGID SUSP FIXING JOINT WH.



Product code:
SUWIDE1000G
SUWIDE4000G

Description:
ACC. QUICK STEEL CABLE 1M NK.
ACC. QUICK STEEL CABLE 4M NK.

ACCESSORIES :

Support



Product code:

F5FX75W

Description:

ACC. WALL BRACKET 75MM WH.

ACCESORIES :

Optical



Product code:

F7DIX/MMOP

Description:

FIL 70 ACC. OPAL DIFFUSER X/MM

