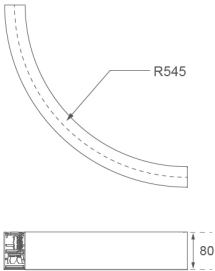


F41SFCC5MOOP930NB

- FIL45 CR CV SUR R545 1950 9WW OP BK



Description:

LAMP suspended or surface mounted structure FIL45 CORNER CURVE SUR R365. Manufactured from extruded recycled aluminum with a rate of 80%, with opal polycarbonate diffuser. Model for LED MID-POWER, colour temperature 3000K with CRI90 and with electronic gear included. IP43, except for suspended installation, which becomes IP20, IK07 ratings. Insulation Class I. Photobiological safety group 0. LED lifetime: 72.000h L80 B10. White, black and grey finishes available.

Finish: Matte black RAL 9011

Dimensions: 545 x 45 x 80 mm

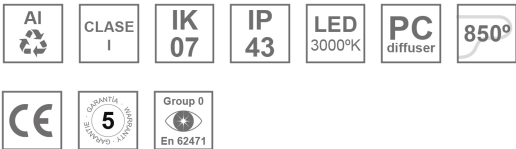
Weight: 2.400 g

Installation: Surface

TECHNICAL SPECIFICATIONS:

Light output:	1.109 lm	°K :	3000
Plum:	13,7W	CRI :	90
Efficacy:	80,9 lm/w	R9 :	59
Type:	MID POWER LED	MacAdam:	3
LED Lifetime:	72.000 L80 B10 (Ta=25°C)	Power Supply:	220-240V 50/60Hz
Power:	12W	Gear:	Electronic

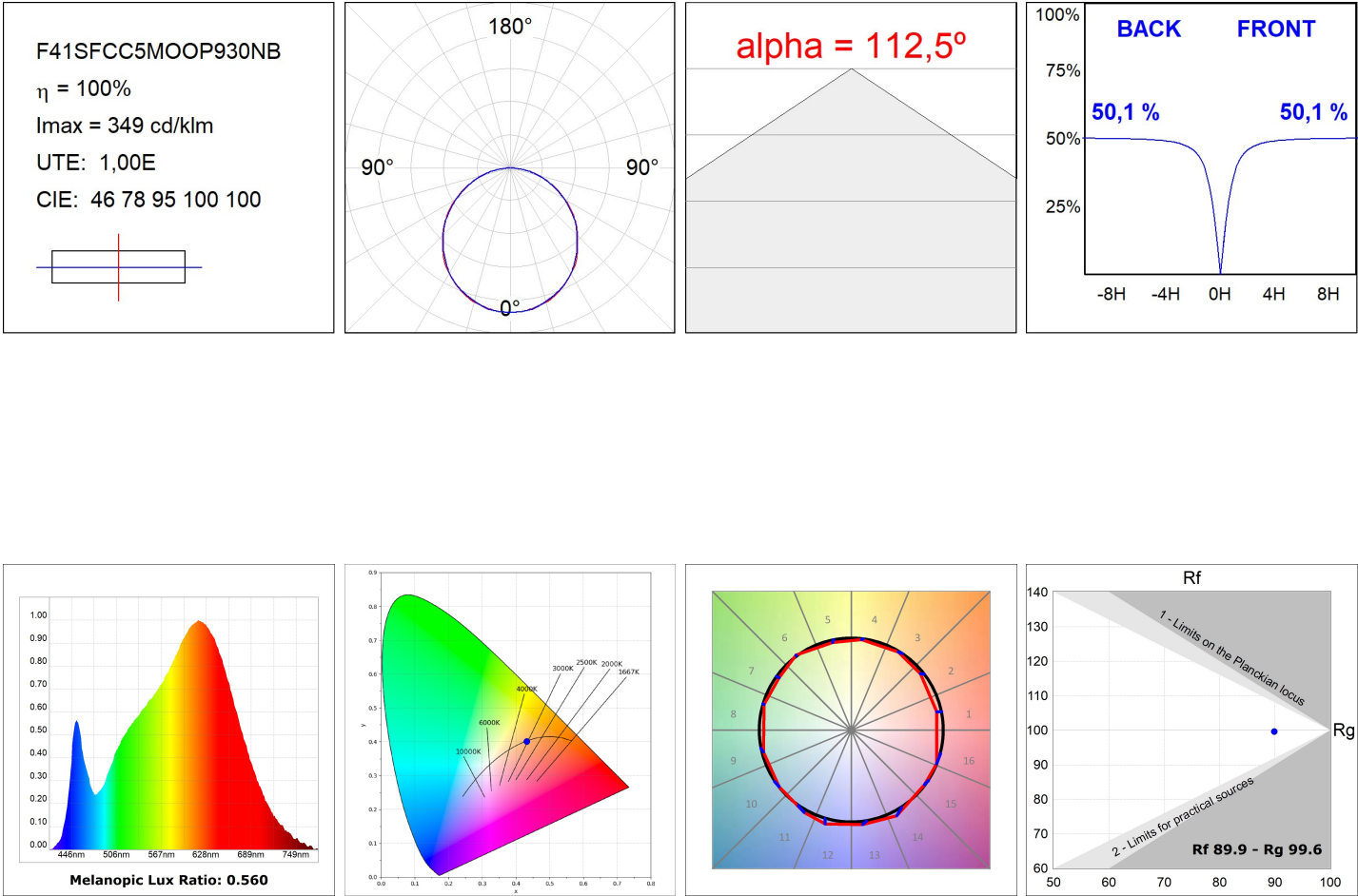
Light output tolerance +/- 10%



CUSTOM MADE OPTIONS:



PHOTOMETRIC DATA :



ACCESORIES :

Assembly



Product code:
F4SFCCECB

Description:
FIL45 CURVE ACC. SUR END COVER BK.



Product code:
F4SFCCECG

Description:
FIL45 CURVE ACC. SUR END COVER GR.



Product code:
F4SFCCECW

Description:
FIL45 CURVE ACC. SUR END COVER WH.

ACCESORIES :

Suspension



Product code:
F4SUCCWIDE1000G

Description:
FIL45 CURVE ACC. QUICK STEEL CABLE 1M NK



Product code:
F4SUCCWIDE4000G

Description:
FIL45 CURVE ACC. QUICK STEEL CABLE 4M NK