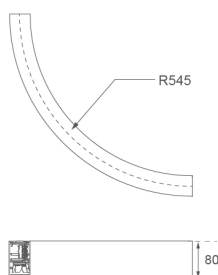


F41SFCC5MOOP930DG

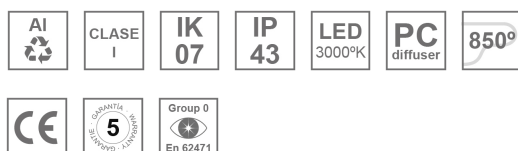
- FIL45 CR CV SUR R545 1950 9WW OP DA GR

**Description:**

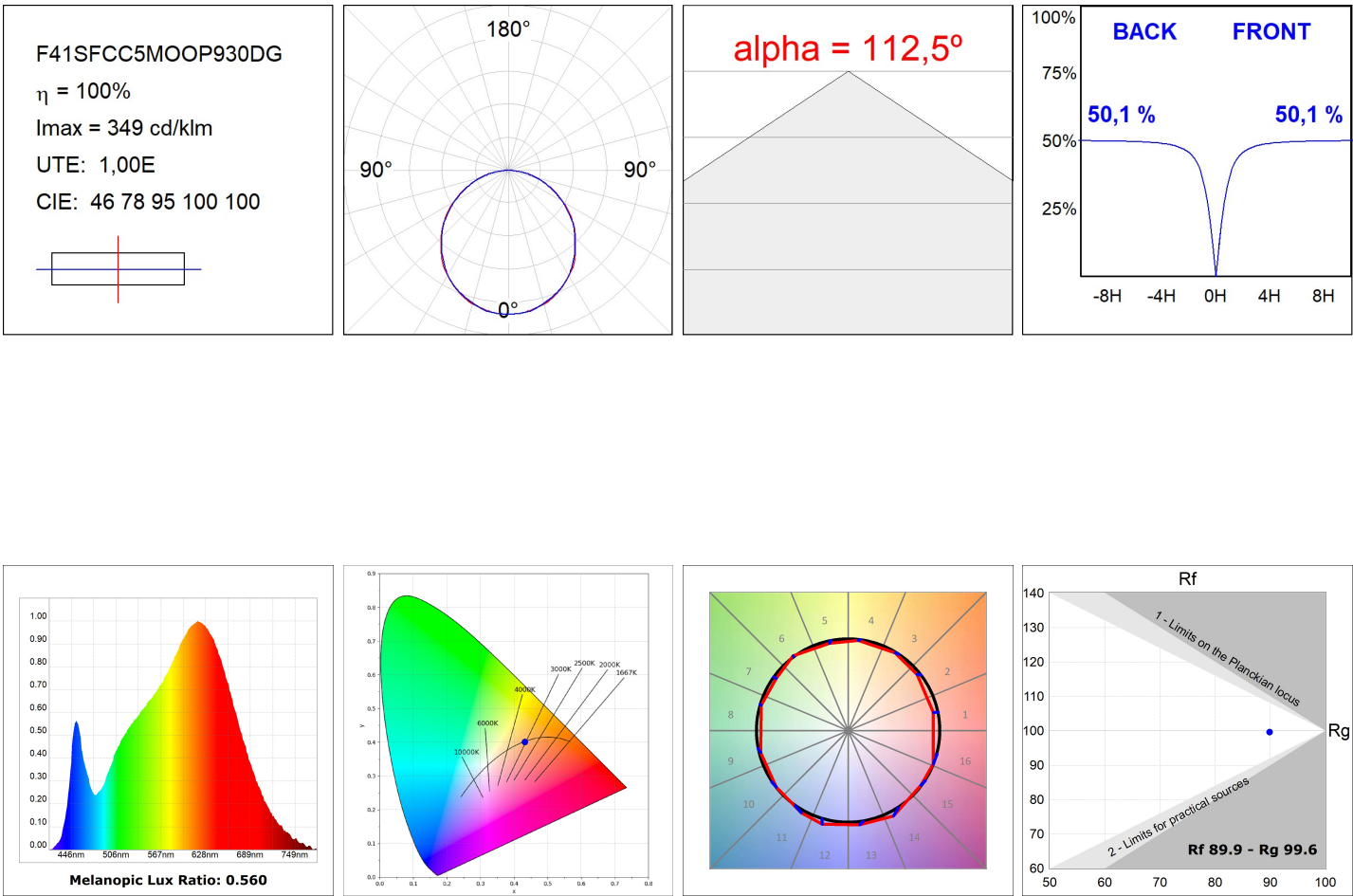
LAMP suspended or surface mounted structure FIL45 CORNER CURVE SUR R365. Manufactured from extruded recycled aluminum with a rate of 80%, with opal polycarbonate diffuser. Model for LED MID-POWER, colour temperature 3000K with CRI90 and DALI electronic gear included. IP43, except for suspended installation, which becomes IP20, IK07 ratings. Insulation Class I. Photobiological safety group 0. LED lifetime: 72.000h L80 B10. White, black and grey finishes available.

Finish: Gloss grey**Dimensions:** 545 x 45 x 80 mm**Weight:** 2.400 g**Installation:** Surface**TECHNICAL SPECIFICATIONS:**

Light output:	1.109 lm	°K :	3000
Plum:	13,7W	CRI :	90
Efficacy:	80,9 lm/w	R9 :	59
Type:	MID POWER LED	MacAdam:	3
LED Lifetime:	72.000 L80 B10 (Ta=25°C)	Power Supply:	220-240V 50/60Hz
Power:	12W	Gear:	Adjustable DALI


Light output tolerance +/- 10%**CUSTOM MADE OPTIONS:**

PHOTOMETRIC DATA :



ACCESORIES :

Assembly



Product code:

F4SFCCECB

Description:

FIL45 CURVE ACC. SUR END COVER BK.



Product code:

F4SFCCECG

Description:

FIL45 CURVE ACC. SUR END COVER GR.



Product code:

F4SFCCECW

Description:

FIL45 CURVE ACC. SUR END COVER WH.

ACCESORIES :

Suspension



Product code:

F4SUCCWIDE1000G

Description:

FIL45 CURVE ACC. QUICK STEEL CABLE 1M NK



Product code:

F4SUCCWIDE4000G

Description:

FIL45 CURVE ACC. QUICK STEEL CABLE 4M NK