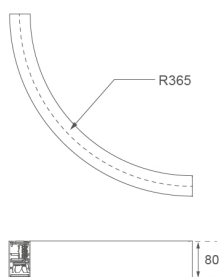


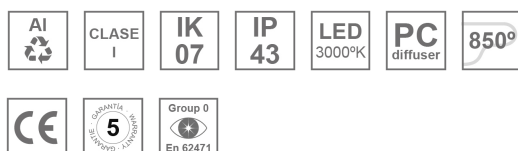
F41SFCC3MOPR830NB

**FIL45 CR CV SUR R365 1300 WW COMF BK****Description:**

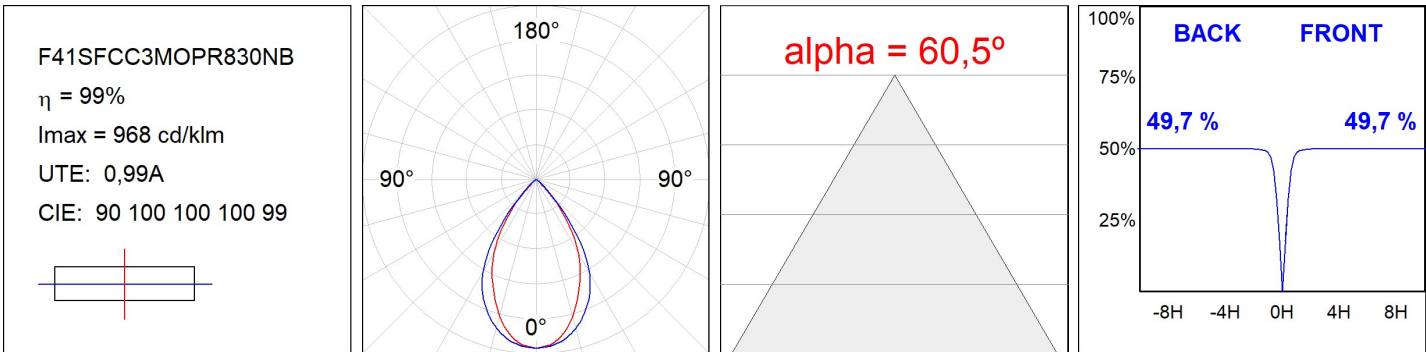
LAMP suspended or surface mounted structure FIL45 CORNER CURVE SUR R365. Manufactured from extruded aluminum with an 80% recycling rate, opal comfort diffuser of translucent polycarbonate and an optical film to control light distribution and reduce glare UGR <19. Model for LED MID-POWER, colour temperature 3000K with CRI80 and with electronic gear included. IP43, except for suspended installation, which becomes IP20, IK07 ratings. Insulation Class I. Photobiological safety group 0. LED lifetime: 72.000h L80 B10. White, black and grey finishes available.

Finish: Matte black RAL 9011**Dimensions:** 365 x 45 x 80 mm**Weight:** 1.600 g**Installation:** Surface**TECHNICAL SPECIFICATIONS:**

Light output:	960 lm	°K :	3000
Plum:	9,3W	CRI :	80
Efficacy:	103,2 lm/w	MacAdam:	3
UGR:	<19	Power Supply:	220-240V 50/60Hz
Type:	MID POWER LED	Gear:	Electronic
LED Lifetime:	72.000 L80 B10 (Ta=25°C)		
Power:	8W		

Light output tolerance +/- 10%**CUSTOM MADE OPTIONS:**

PHOTOMETRIC DATA :



ACCESORIES :

Assembly



Product code:

F4SFCCECB

Description:

FIL45 CURVE ACC. SUR END COVER BK.



Product code:

F4SFCCECG

Description:

FIL45 CURVE ACC. SUR END COVER GR.



Product code:

F4SFCCECW

Description:

FIL45 CURVE ACC. SUR END COVER WH.

ACCESORIES :

Suspension



Product code:

F4SUCCWIDE1000G

Description:

FIL45 CURVE ACC. QUICK STEEL CABLE 1M NK



Product code:

F4SUCCWIDE4000G

Description:

FIL45 CURVE ACC. QUICK STEEL CABLE 4M NK