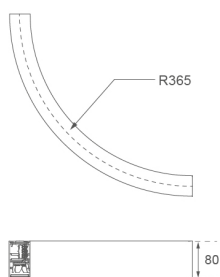


F41SFCC3MOOP940DB

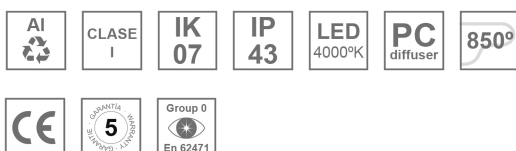
- FIL45 CR CV SUR R365 1300 9NW OP DA BK

**Description:**

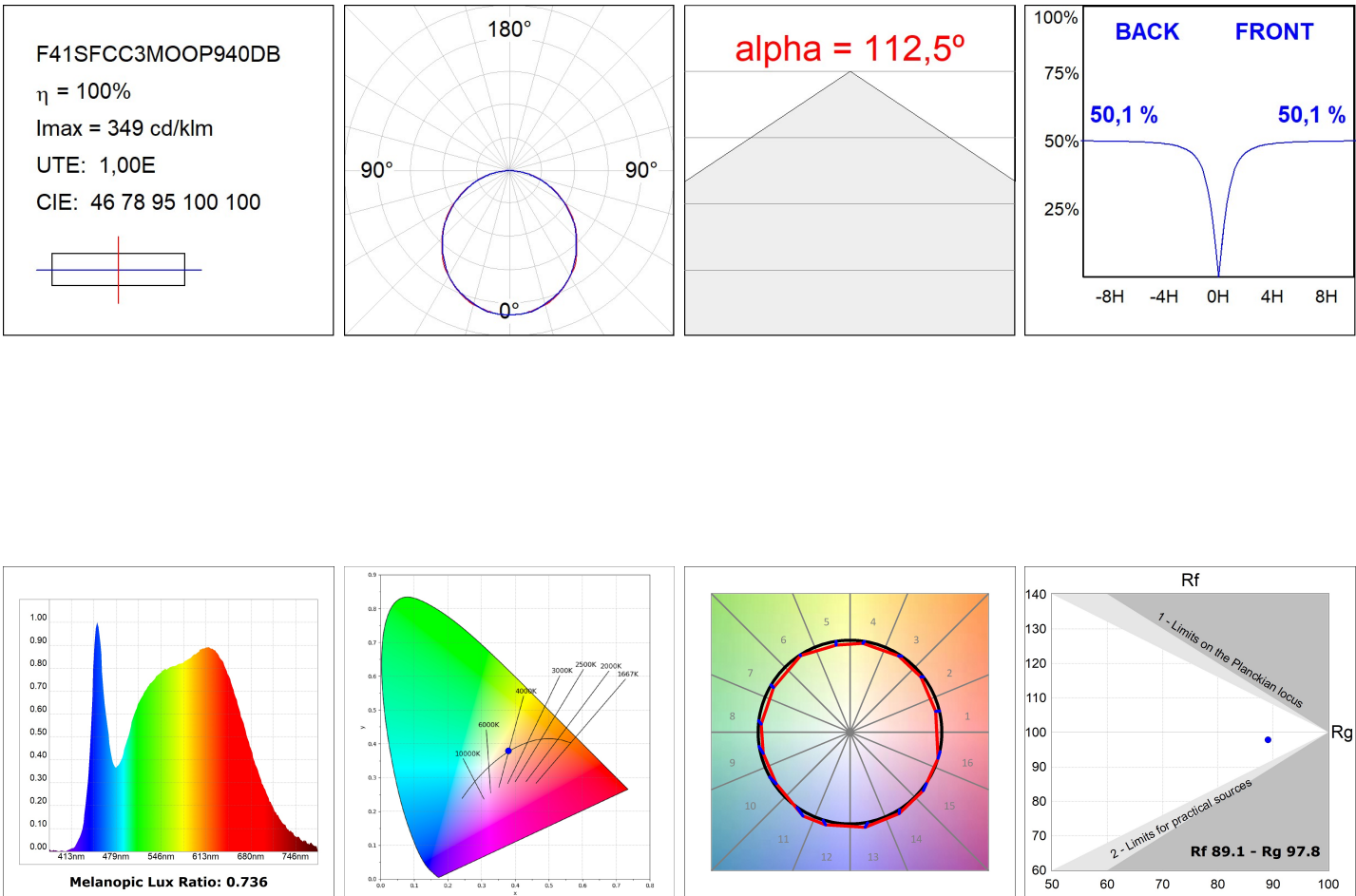
LAMP suspended or surface mounted structure FIL45 CORNER CURVE SUR R365. Manufactured from extruded recycled aluminum with a rate of 80%, with opal polycarbonate diffuser. Model for LED MID-POWER, colour temperature 4000K with CRI90 and DALI electronic gear included. IP43, except for suspended installation, which becomes IP20, IK07 ratings. Insulation Class I. Photobiological safety group 0. LED lifetime: 72.000h L80 B10. White, black and grey finishes available.

Finish: Matte black RAL 9011**Dimensions:** 365 x 45 x 80 mm**Weight:** 1.600 g**Installation:** Surface**TECHNICAL SPECIFICATIONS:**

| | | | |
|----------------------|--------------------------|----------------------|------------------|
| Light output: | 776 lm | °K : | 4000 |
| Plum: | 9,3W | CRI : | 90 |
| Efficacy: | 83,4 lm/w | R9 : | 70 |
| Type: | MID POWER LED | MacAdam: | 3 |
| LED Lifetime: | 72.000 L80 B10 (Ta=25°C) | Power Supply: | 220-240V 50/60Hz |
| Power: | 8W | Gear: | Adjustable DALI |


Light output tolerance +/- 10%**CUSTOM MADE OPTIONS:**

PHOTOMETRIC DATA :



ACCESORIES :

Assembly



Product code:

F4SFCCECB

Description:

FIL45 CURVE ACC. SUR END COVER BK.



Product code:

F4SFCCECG

Description:

FIL45 CURVE ACC. SUR END COVER GR.



Product code:

F4SFCCECW

Description:

FIL45 CURVE ACC. SUR END COVER WH.

ACCESORIES :

Suspension



Product code:

F4SUCCWIDE1000G

Description:

FIL45 CURVE ACC. QUICK STEEL CABLE 1M NK



Product code:

F4SUCCWIDE4000G

Description:

FIL45 CURVE ACC. QUICK STEEL CABLE 4M NK