

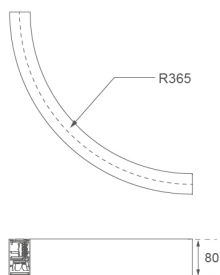
TECHNICAL DATA ON REVIEW

F41SFCC3MOOP930NW

FIL45 CR CV SUR R365 1300 9WW OP WH

**Description:**

LAMP suspended or surface mounted structure FIL45 CORNER CURVE SUR R365. Manufactured from extruded recycled aluminum with a rate of 80%, with opal polycarbonate diffuser. Model for LED MID-POWER, colour temperature 3000K with CRI90 and with electronic gear included. IP43, except for suspended installation, which becomes IP20, IK07 ratings. Insulation Class I. Photobiological safety group 0. LED lifetime: 72.000h L80 B10. White, black and grey finishes available.

Finish: Matte white RAL 9010**Dimensions:** 365 x 45 x 80 mm**Weight:** 1.600 g**Installation:** Surface**TECHNICAL SPECIFICATIONS:**

Light output:	739 lm	°K :	3000
Plum:	9,3W	CRI :	90
Efficacy:	79,5 lm/w	R9 :	59
Type:	MID POWER LED	MacAdam:	3
LED Lifetime:	72.000 L80 B10 (Ta=25°C)	Power Supply:	220-240V 50/60Hz
Power:	8W	Gear:	Electronic

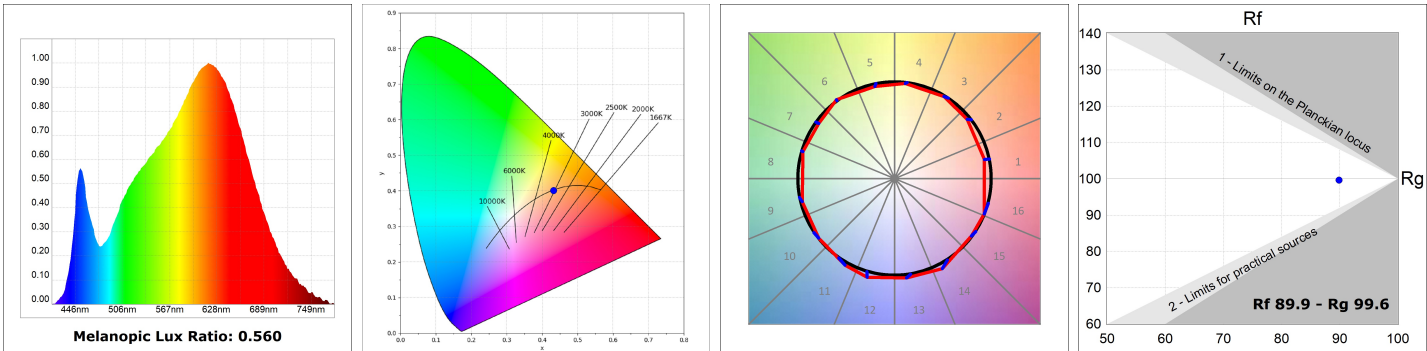
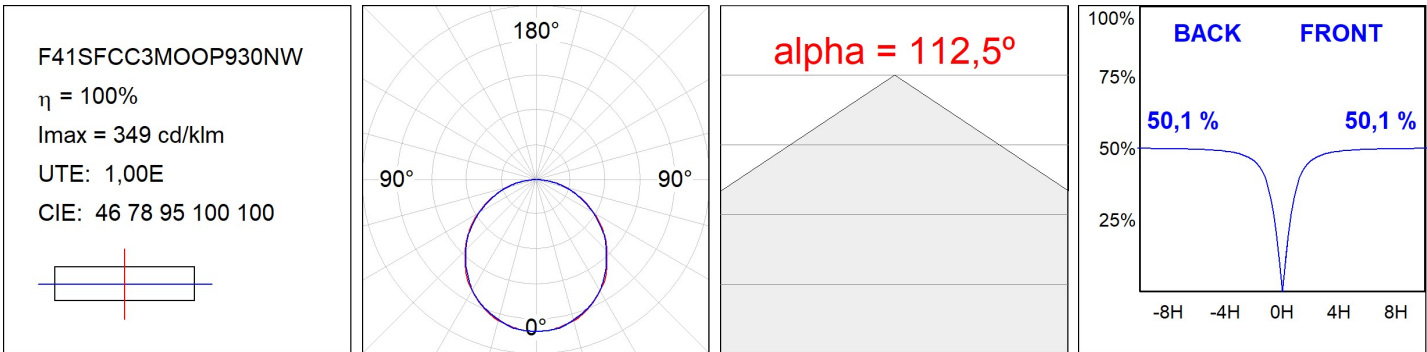
Light output tolerance +/- 10%**CUSTOM MADE OPTIONS:**

TECHNICAL DATA ON REVIEW

F41SFCC3MOOP930NW

FIL45 CR CV SUR R365 1300 9WW OP WH

PHOTOMETRIC DATA :



TECHNICAL DATA ON REVIEW**ACCESORIES :****Assembly****Product code:**

F4SFCCECB

Description:

FIL45 CURVE ACC. SUR END COVER BK.

**Product code:**

F4SFCCECG

Description:

FIL45 CURVE ACC. SUR END COVER GR.

**Product code:**

F4SFCCECW

Description:

FIL45 CURVE ACC. SUR END COVER WH.

ACCESORIES :**Suspension****Product code:**

F4SUCCWIDE1000G

Description:

FIL45 CURVE ACC. QUICK STEEL CABLE 1M NK

**Product code:**

F4SUCCWIDE4000G

Description:

FIL45 CURVE ACC. QUICK STEEL CABLE 4M NK