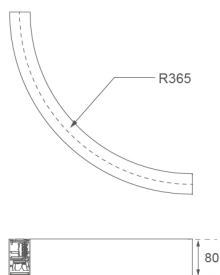


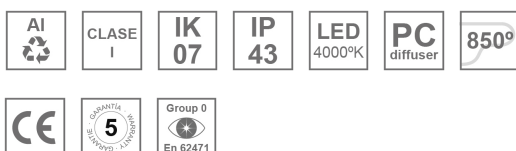
F41SFCC3MOOP840DB

**FIL45 CR CV SUR R365 1300 NW OP DA BK****Description:**

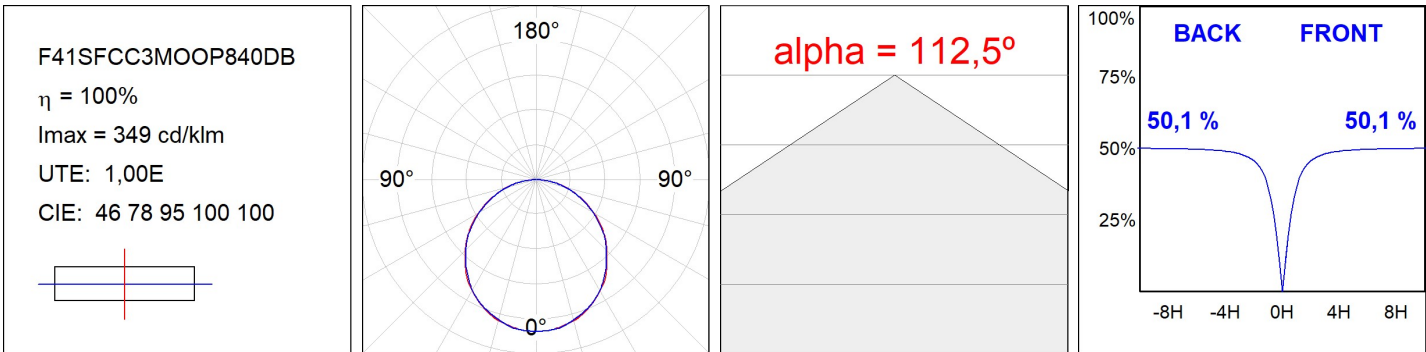
LAMP suspended or surface mounted structure FIL45 CORNER CURVE SUR R365. Manufactured from extruded recycled aluminum with a rate of 80%, with opal polycarbonate diffuser. Model for LED MID-POWER, colour temperature 4000K with CRI80 and DALI electronic gear included. IP43, except for suspended installation, which becomes IP20, IK07 ratings. Insulation Class I. Photobiological safety group 0. LED lifetime: 72.000h L80 B10. White, black and grey finishes available.

**Finish:** Matte black RAL 9011**Dimensions:** 365 x 45 x 80 mm**Weight:** 1.600 g**Installation:** Surface**TECHNICAL SPECIFICATIONS:**

<b>Light output:</b>	903 lm	<b>°K :</b>	4000
<b>Plum:</b>	9,3W	<b>CRI :</b>	80
<b>Efficacy:</b>	97,1 lm/w	<b>MacAdam:</b>	3
<b>Type:</b>	MID POWER LED	<b>Power Supply:</b>	220-240V 50/60Hz
<b>LED Lifetime:</b>	72.000 L80 B10 (Ta=25°C)	<b>Gear:</b>	Adjustable DALI
<b>Power:</b>	8W		

**Light output tolerance +/- 10%****CUSTOM MADE OPTIONS:**

PHOTOMETRIC DATA :



---

**ACCESORIES :**

**Assembly**



**Product code:**

F4SFCCECB

**Description:**

FIL45 CURVE ACC. SUR END COVER BK.



**Product code:**

F4SFCCECG

**Description:**

FIL45 CURVE ACC. SUR END COVER GR.



**Product code:**

F4SFCCECW

**Description:**

FIL45 CURVE ACC. SUR END COVER WH.

---

**ACCESORIES :**

**Suspension**



**Product code:**

F4SUCCWIDE1000G

**Description:**

FIL45 CURVE ACC. QUICK STEEL CABLE 1M NK



**Product code:**

F4SUCCWIDE4000G

**Description:**

FIL45 CURVE ACC. QUICK STEEL CABLE 4M NK