


F31SF224LOIC830NB

**FIL35 SUR 2240 6200 WW D/I COMF BK.****Description:**

Suspended structure model FIL35 SUR 2240 6200 WW D/I OP COMF BK. LAMP brand. Made of extruded aluminium painted in matt black. Indirect-direct light. With an opal comfort diffuser made of a translucent polycarbonate diffuser and an optical film to achieve a controlled light distribution and low glare level, less than UGR 19. Model for LED MID-POWER, warm white color temperature and control gear included. With IP20, IK07 protection rating. Insulation class I. Photobiological safety group 0.

Finish: Matte black RAL 9011

Dimensions: 2.240 x 35 x 80 mm

Installation: Suspended
TECHNICAL SPECIFICATIONS:

UGR:	19	°K :	3000
Type:	MID POWER TRIDONIC	CRI :	80
LED Lifetime:	50.000 L90 B10 (Ta=25°C)	MacAdam:	3
		Power Supply:	220-240V 50/60Hz
		Gear:	Electronic


CUSTOM MADE OPTIONS:

ACCESSORIES :
Assembly**Product code:**

F3COX/MMB

Description:


FIL 35 ACC. COVER X/MM BK.

**Product code:**

F3COX/MMG

Description:

FIL 35 ACC. COVER X/MM GR.

**Product code:**

F3COX/MMW

Description:

FIL 35 ACC. COVER X/MM WH.

**Product code:**

F3FX50B

Description:

ACC. WALL BRACKET FIL45 50MM BK.

**Product code:**

F3FX50G

Description:


ACC. WALL BRACKET FIL35 50MM GR.

**Product code:**

F3FX50W

Description:


ACC. WALL BRACKET FIL35 50MM WH.

**Product code:**

F3SUECB

Description:

FIL35 ACC. SUR END COVER BK.

**Product code:**

F3SUECG

Description:

FIL35 ACC. SUR END COVER GR.

**Product code:**

F3SUECW

Description:

FIL35 ACC. SUR END COVER WH.

ACCESSORIES :
Suspension

FIL35



Product code:
F3SUCAEMFA1000NB
F3SUCAEMFA4000NB

Description:
ACC. ELECMEC FIL35 QUICK SUSP 1M BK.
ACC. ELECMEC FIL35 QUICK SUSP 4M BK.



Product code:
F3SUCAEMFA1000NG
F3SUCAEMFA4000NG

Description:
ACC. ELECMEC FIL35 QUICK SUSP 1M GR.
ACC. ELECMEC FIL35 QUICK SUSP 4M GR.



Product code:
F3SUCAEMFA1000NW
F3SUCAEMFA4000NW

Description:
ACC. ELECMEC FIL35 QUICK SUSP 1M WH.
ACC. ELECMEC FIL35 QUICK SUSP 4M WH.



Product code:
F3SUCAWI1000DB
F3SUCAWI4000DB

Description:
ACC. ELECMEC FIL35 QUICK SUSP 1M 5P BK.
ACC. ELECMEC FIL35 QUICK SUSP 4M 5P BK.



Product code:
F3SUCAWI1000DG
F3SUCAWI4000DG

Description:
ACC. ELECMEC FIL35 QUICK SUSP 1M 5P GR.
ACC. ELECMEC FIL35 QUICK SUSP 4M 5P GR.



Product code:
F3SUCAWI1000DW
F3SUCAWI4000DW

Description:
ACC. ELECMEC FIL35 QUICK SUSP 1M 5P WH.
ACC. ELECMEC FIL35 QUICK SUSP 4M 5P WH.



Product code:
F3SUWIDE1000G

Description:
FIL35 ACC. QUICK STEEL CABLE 1M NK.



Product code:
F3SUWIDE4000G

Description:
FIL35 ACC. QUICK STEEL CABLE 4M NK.

ACCESSORIES :
Support



Product code:
F3FX15G

Description:
ACC. CEILING BRACKET FIL35 15MM GR.