


F31SF196LOOC830NB

**FIL35 SUR 1960 2800 WW OP COMF BK.****Description:**

Suspended or mounted structure model FIL35 SUR 1960 2800 WW OPAL COMF BK., LAMP brand. Made of extruded aluminium painted in matt black with and opal comfort diffuser made of a translucent polycarbonate diffuser and an optical film to achieve a controlled light distribution and low glare level, less than UGR 19. Model for LED MID-POWER, warm white color temperature and control gear included. With IP20, IK07 protection rating. Insulation class I. Photobiological safety group 0.

Finish: Matte black RAL 9011

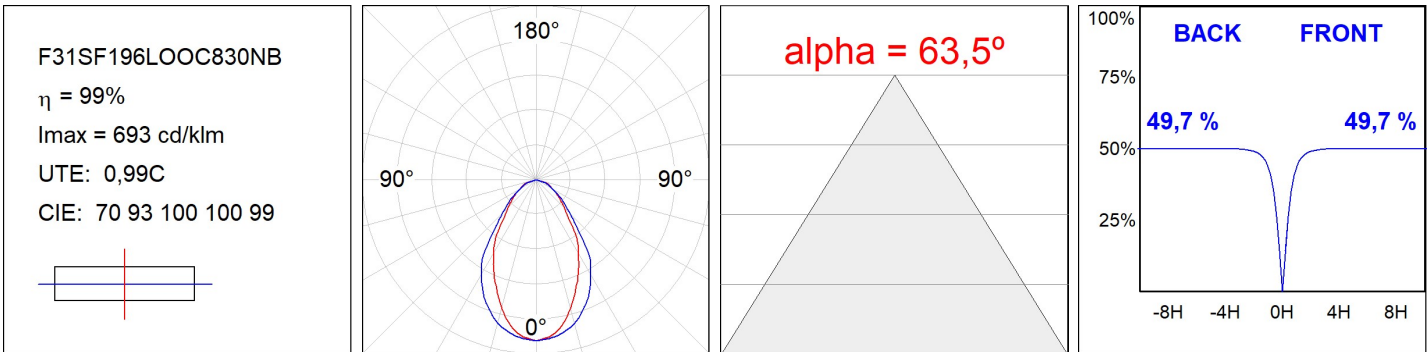
Dimensions: 1.960 x 35 x 80 mm

Installation: Surface
TECHNICAL SPECIFICATIONS:

UGR:	19	°K :	3000
Type:	MID POWER TRIDONIC	CRI :	80
LED Lifetime:	50.000 L90 B10 (Ta=25°C)	MacAdam:	3
		Power Supply:	220-240V 50/60Hz
		Gear:	Electronic

CUSTOM MADE OPTIONS:

PHOTOMETRIC DATA :



ACCESORIES :
Assembly**Product code:**

F3COX/MMB

Description:

FIL 35 ACC. COVER X/MM BK.

**Product code:**

F3COX/MMG

Description:

FIL 35 ACC. COVER X/MM GR.

**Product code:**

F3COX/MMW

Description:


FIL 35 ACC. COVER X/MM WH.

**Product code:**

F3SUECB

Description:

FIL35 ACC. SUR END COVER BK.

**Product code:**

F3SUECG

Description:

FIL35 ACC. SUR END COVER GR.

**Product code:**

F3SUECW

Description:

FIL35 ACC. SUR END COVER WH.

ACCESORIES :
Suspension**Product code:**

F3SUCAEMFA1000NB

F3SUCAEMFA4000NB

Description:

ACC. ELECMEC FIL35 QUICK SUSP 1M BK.

ACC. ELECMEC FIL35 QUICK SUSP 4M BK.

**Product code:**

F3SUCAEMFA1000NG

F3SUCAEMFA4000NG

Description:

ACC. ELECMEC FIL35 QUICK SUSP 1M GR.

ACC. ELECMEC FIL35 QUICK SUSP 4M GR.

FIL35



Product code:

F3SUCAEMFA1000NW

F3SUCAEMFA4000NW

Description:

ACC. ELECMEC FIL35 QUICK SUSP 1M WH.

ACC. ELECMEC FIL35 QUICK SUSP 4M WH.



Product code:

F3SUCAWI1000DB

F3SUCAWI4000DB

Description:

ACC. ELECMEC FIL35 QUICK SUSP 1M 5P BK.

ACC. ELECMEC FIL35 QUICK SUSP 4M 5P BK.



Product code:

F3SUCAWI1000DG

F3SUCAWI4000DG

Description:

ACC. ELECMEC FIL35 QUICK SUSP 1M 5P GR.

ACC. ELECMEC FIL35 QUICK SUSP 4M 5P GR.



Product code:

F3SUCAWI1000DW

F3SUCAWI4000DW

Description:

ACC. ELECMEC FIL35 QUICK SUSP 1M 5P WH.

ACC. ELECMEC FIL35 QUICK SUSP 4M 5P WH.



Product code:

F3SUWIDE1000G

Description:

FIL35 ACC. QUICK STEEL CABLE 1M NK.



Product code:

F3SUWIDE4000G

Description:

FIL35 ACC. QUICK STEEL CABLE 4M NK.