


F31SF196LOIC840NG



FIL35 SUR 1960 2800 NW D/I COMF GR.

Description:

Suspended structure model FIL35 SUR 1960 2800 NW D/I OP COMF GR. LAMP brand. Made of extruded aluminium painted in matt grey. Indirect-direct light. With an opal comfort diffuser made of a translucent polycarbonate diffuser and an optical film to achieve a controlled light distribution and low glare level, less than UGR 19. Model for LED MID-POWER, neutral white color temperature and control gear included. With IP20, IK07 protection rating. Insulation class I. Photobiological safety group 0.

Finish: Gloss grey

Dimensions: 1.960 x 35 x 80 mm

Installation: Suspended

TECHNICAL SPECIFICATIONS:

UGR:	19	°K :	4000
Type:	MID POWER TRIDONIC	CRI :	80
LED Lifetime:	50.000 L90 B10 (Ta=25°C)	MacAdam:	3
		Power Supply:	220-240V 50/60Hz
		Gear:	Electronic

CUSTOM MADE OPTIONS:




ACCESORIES :

Assembly




Product code:
F3COX/MMB

Description:
FIL 35 ACC. COVER X/MM BK.




Product code:
F3COX/MMG

Description:
FIL 35 ACC. COVER X/MM GR.



Product code:
F3COX/MMW

Description:
FIL 35 ACC. COVER X/MM WH.



Product code:
F3SUECB

Description:
FIL35 ACC. SUR END COVER BK.



Product code:
F3SUECG

Description:
FIL35 ACC. SUR END COVER GR.



Product code:
F3SUECW

Description:
FIL35 ACC. SUR END COVER WH.

ACCESORIES :

Suspension



Product code:
F3SUCAEMFA1000NB
F3SUCAEMFA4000NB

Description:
ACC. ELECMEC FIL35 QUICK SUSP 1M BK.
ACC. ELECMEC FIL35 QUICK SUSP 4M BK.



Product code:
F3SUCAEMFA1000NG
F3SUCAEMFA4000NG

Description:
ACC. ELECMEC FIL35 QUICK SUSP 1M GR.
ACC. ELECMEC FIL35 QUICK SUSP 4M GR.

FIL35



Product code:
F3SUCAEMFA1000NW
F3SUCAEMFA4000NW

Description:
ACC. ELECMEC FIL35 QUICK SUSP 1M WH.
ACC. ELECMEC FIL35 QUICK SUSP 4M WH.



Product code:
F3SUCAWI1000DB
F3SUCAWI4000DB

Description:
ACC. ELECMEC FIL35 QUICK SUSP 1M 5P BK.
ACC. ELECMEC FIL35 QUICK SUSP 4M 5P BK.



Product code:
F3SUCAWI1000DG
F3SUCAWI4000DG

Description:
ACC. ELECMEC FIL35 QUICK SUSP 1M 5P GR.
ACC. ELECMEC FIL35 QUICK SUSP 4M 5P GR.



Product code:
F3SUCAWI1000DW
F3SUCAWI4000DW

Description:
ACC. ELECMEC FIL35 QUICK SUSP 1M 5P WH.
ACC. ELECMEC FIL35 QUICK SUSP 4M 5P WH.



Product code:
F3SUWIDE1000G

Description:
FIL35 ACC. QUICK STEEL CABLE 1M NK.



Product code:
F3SUWIDE4000G

Description:
FIL35 ACC. QUICK STEEL CABLE 4M NK.