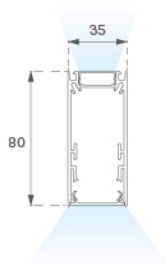


F31SF168LOIC830DW

**FIL35 SUR 1680 2400 WW D/I COMF DALI WH.****Description:**

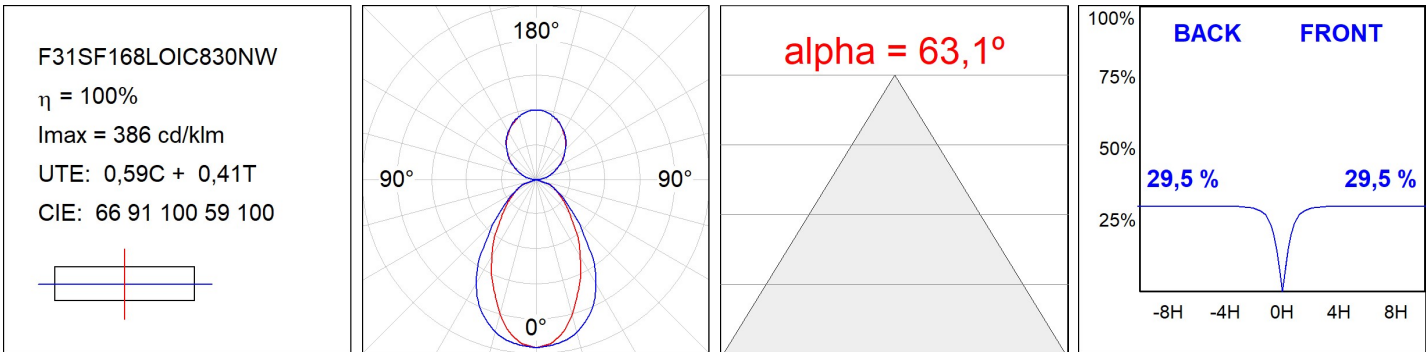
Suspended structure model FIL35 SUR 1680 D/I LAMP brand. Made in extruded recycled aluminum with a rate of 80%, with an opal comfort diffuser made of a translucent polycarbonate diffuser and an optical film to achieve a controlled light distribution and low UGR<19. Model for LED MID-POWER, colour temperature 3000K with CRI80 and with electronic wiring Dali included. With IP20, IK07 protection rating. Insulation Class I. Photobiological safety group 0. LED lifetime: 50.000 L90 B10. Available finishes: White, black and grey.

Finish: Matte white RAL 9010**Dimensions:** 1.680 x 35 x 80 mm**Weight:** 3.650 g**Installation:** Suspended**TECHNICAL SPECIFICATIONS:**

Light output:	3.209 lm	°K :	3000
Plum:	32,3W	CRI :	80
Efficacy:	99,3 lm/w	MacAdam:	3
UGR:	<19	Power Supply:	220-240V 50/60Hz
Type:	MID POWER LED	Gear:	Adjustable DALI
LED Lifetime:	50.000 L90 B10 (Ta=25°C)		
Power:	27W		

Light output tolerance +/- 10%**CUSTOM MADE OPTIONS:**

PHOTOMETRIC DATA :



ACCESSORIES :**Assembly****Product code:**

F3COX/MMB

Description:

FIL 35 ACC. COVER X/MM BK.

**Product code:**

F3COX/MMG

Description:

FIL 35 ACC. COVER X/MM GR.

**Product code:**

F3COX/MMW

Description:

FIL 35 ACC. COVER X/MM WH.

**Product code:**

F3JO

Description:

FIL35 ACC. INTM JOINT B

**Product code:**

F3PRSUX/MMB

Description:

FIL 35 ACC. SUS PROFIL X/MM BK.

**Product code:**

F3PRSUX/MMG

Description:

FIL 35 ACC. SUS PROFIL X/MM GR.

**Product code:**

F3PRSUX/MMW

Description:

FIL 35 ACC. SUS PROFIL X/MM WH.

**Product code:**

F3SUECB

Description:

FIL35 ACC. SUR END COVER BK.

**Product code:**

F3SUECG

Description:

FIL35 ACC. SUR END COVER GR.

**Product code:**

F3SUECW

Description:

FIL35 ACC. SUR END COVER WH.

ACCESSORIES :**Suspension**

**Product code:**

F3SUCAEMFA1000NB

F3SUCAEMFA4000NB

Description:

ACC. ELECMEC FIL35 QUICK SUSP 1M BK.

ACC. ELECMEC FIL35 QUICK SUSP 4M BK.

**Product code:**

F3SUCAEMFA1000NG

F3SUCAEMFA4000NG

Description:

ACC. ELECMEC FIL35 QUICK SUSP 1M GR.

ACC. ELECMEC FIL35 QUICK SUSP 4M GR.

**Product code:**

F3SUCAEMFA1000NW

F3SUCAEMFA4000NW

Description:

ACC. ELECMEC FIL35 QUICK SUSP 1M WH.

ACC. ELECMEC FIL35 QUICK SUSP 4M WH.

**Product code:**

F3SUCAWI1000DB

F3SUCAWI4000DB

Description:

ACC. ELECMEC FIL35 QUICK SUSP 1M 5P BK.

ACC. ELECMEC FIL35 QUICK SUSP 4M 5P BK.

**Product code:**

F3SUCAWI1000DG

F3SUCAWI4000DG

Description:

ACC. ELECMEC FIL35 QUICK SUSP 1M 5P GR.

ACC. ELECMEC FIL35 QUICK SUSP 4M 5P GR.

**Product code:**

F3SUCAWI1000DW

F3SUCAWI4000DW

Description:

ACC. ELECMEC FIL35 QUICK SUSP 1M 5P WH.

ACC. ELECMEC FIL35 QUICK SUSP 4M 5P WH.

**Product code:**

F3SUWIDE1000G

Description:


FIL35 ACC. QUICK STEEL CABLE 1M NK.

**Product code:**

F3SUWIDE4000G

Description:

FIL35 ACC. QUICK STEEL CABLE 4M NK.

ACCESSORIES :**Optical****Product code:**

F3DIX/MMOP

Description:

FIL 35 ACC. OPAL DIFFUSER X/MM