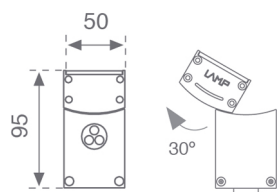


## BA3SF124MOEL840NG



## BAULINE G3 SUR 1240MM 5000 NW ELLI AND

**Description:**

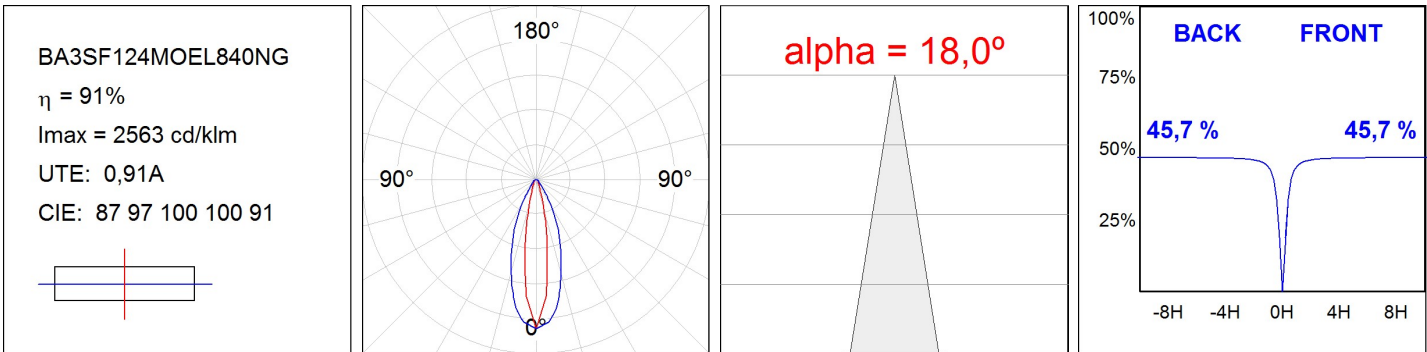
Outdoor suspended or mounted surface structure model BAULINE G3 SUR 1240MM 5000 WW ELLI, LAMP brand. Made of silver anodized aluminum extrusion and end covers of lacquered aluminum injection lacquered in silver grey polyester, with decorative frontal piece of silver serigraph polycarbonate. Model for LED HI-POWER, 4000K colour temperature, CRI 80 and control gear included. With Elliptical optics. IP67, IK10 protection rating. Insulation class I. Lifetime: 83.000 L90 B10

**Finish:** Anodized matte silver**Dimensions:** 1.240 x 50 x 95 mm**Weight:** 3.380 g**Installation:** Surface**TECHNICAL SPECIFICATIONS:**

<b>Light output:</b>	3.832 lm	<b>°K :</b>	4000
<b>Plum:</b>	32,3W	<b>CRI :</b>	80
<b>Efficacy:</b>	118,6 lm/w	<b>MacAdam:</b>	3
<b>Type:</b>	HIGH POWER LED	<b>Power Supply:</b>	220-240V 50/60Hz
<b>LED Lifetime:</b>	83.000 L90 B10 (Ta=25°C)	<b>Gear:</b>	Electronic
<b>Power:</b>	30,8W		

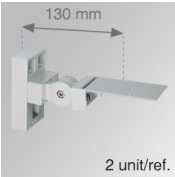
**Light output tolerance +/- 10%****CUSTOM MADE OPTIONS:**

PHOTOMETRIC DATA :



ACCESORIES :

Support



Product code:

WAAR120G

Description:

ACC. ADJ WALL ARM 120 GR.



Product code:

WAAR380G

Description:

ACC. ADJ WALL ARM 380 GR.