

BA3SF065MOEL840NG



BAULINE G3 SUR 650MM 2500 NW ELLI AND

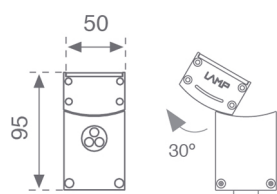
Description:

Outdoor suspended or mounted surface structure model BAULINE G3 SUR 650MM 2500 NW ELLI, LAMP brand. Made of silver anodized aluminum extrusion and end covers of lacquered aluminum injection lacquered in silver grey polyester, with decorative frontal piece of silver serigraph polycarbonate. Model for LED HI-POWER, 4000K colour temperature, CRI 80 and control gear included. With Elliptical optics. IP67, IK10 protection rating. Insulation class I. Lifetime: 83.000 L90 B10

Finish: Anodized matte silver

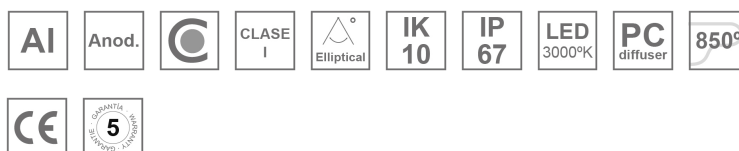
Dimensions: 650 x 50 x 95 mm

Weight: 2.252 g

Installation: Surface


TECHNICAL SPECIFICATIONS:

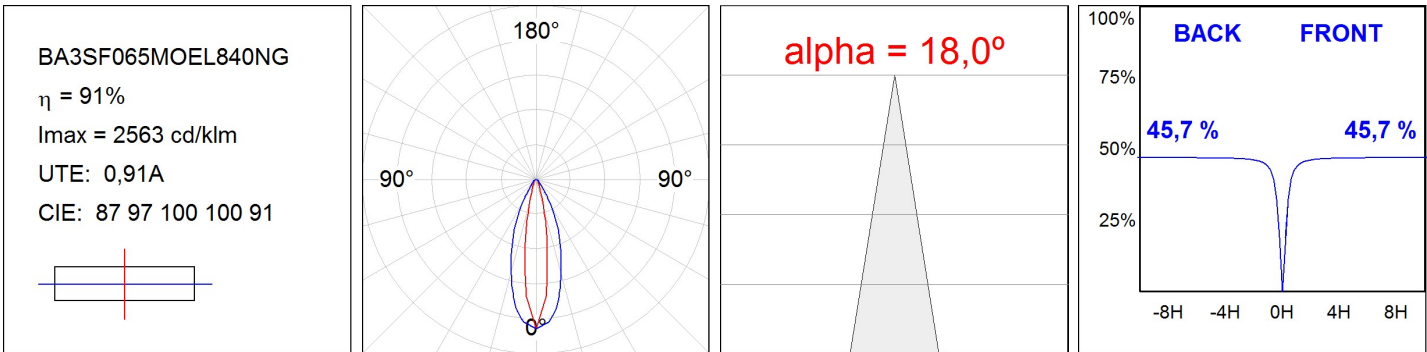
Light output:	1.916 lm	°K :	4000
Plum:	16,2W	CRI :	80
Efficacy:	118,3 lm/w	MacAdam:	3
Type:	HIGH POWER LED	Power Supply:	220-240V 50/60Hz
LED Lifetime:	83.000 L90 B10 (Ta=25°C)	Gear:	Electronic
Power:	15,4W		

Light output tolerance +/- 10%


CUSTOM MADE OPTIONS:

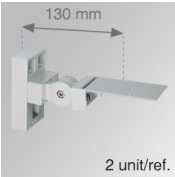


PHOTOMETRIC DATA :



ACCESORIES :

Support



Product code:

WAAR120G

Description:

ACC. ADJ WALL ARM 120 GR.



Product code:

WAAR380G

Description:

ACC. ADJ WALL ARM 380 GR.