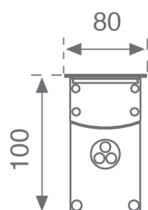


BA3RE127MOSP830NG



BAULINE G3 REC 1268MM 5000 WW SP AND

Description:

Outdoor recessed structure model BAULINE G3 REC 1268MM 5000 WW SP, LAMP brand. Made of silver anodized aluminum extrusion and end covers of aluminum injection lacquered in silver grey polyester, with AISI304 stainless steel frame and serigraphed tempered glass. Model for LED HI-POWER, 3000K colour temperature, CRI 80 and control gear included. With Spot optics. IP67, IK10 protection rating. Insulation class I. Lifetime: 83.000 L90 B10

Finish: Anodized matte silver

Dimensions: 1.268 x 80 x 100 mm

Weight: 5.510 g

Installation: Floor recessed

Recessing measures: 1,272 x 72 x 107 mm

TECHNICAL SPECIFICATIONS:

Light output: 3.921 lm

°K : 3000

Plum: 32,3W

CRI : 80

Efficacy: 121,4 lm/w

MacAdam: 3

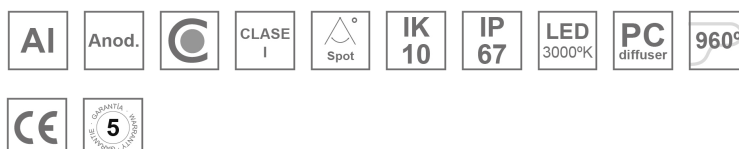
Type: HIGH POWER LED

Power Supply: 220-240V 50/60Hz

LED Lifetime: 83.000 L90 B10 (Ta=25°C)

Gear: Electronic

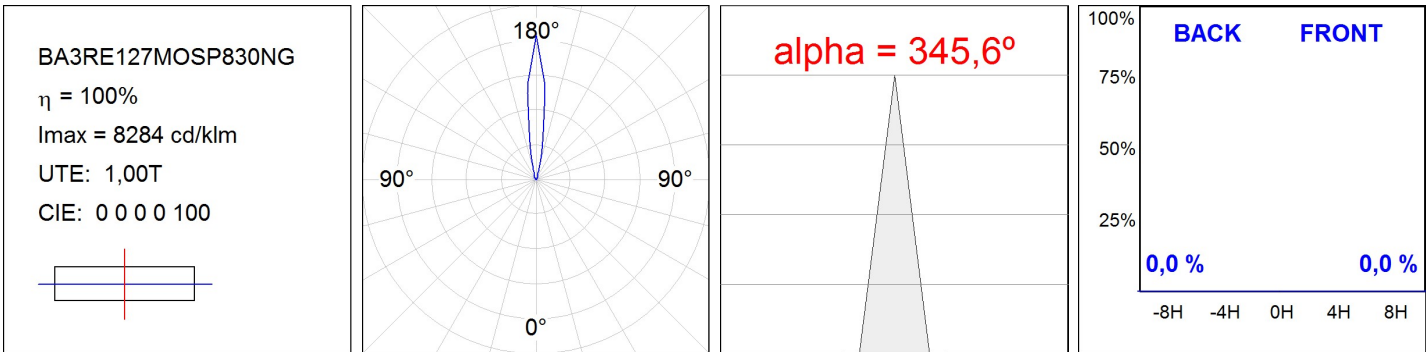
Power: 30,8W

Light output tolerance +/- 10%


CUSTOM MADE OPTIONS:



PHOTOMETRIC DATA :



ACCESORIES :

Assembly



Product code:
BUREBO0683

Description:
BAULINE ACC. REC BOX 683



Product code:
BUREBO1272

Description:
BAULINE ACC. REC BOX 1272