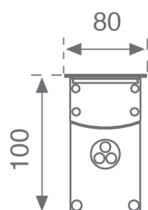


## BA3RE068MOMF840NG



## BAULINE G3 REC 679MM 2500 NW MFL AND

## Description:

Outdoor recessed structure model BAULINE G2 REC 2500 NW MFL, LAMP brand. Made of silver anodized aluminum extrusion and end covers of aluminum injection lacquered in silver grey polyester, with AISI304 stainless steel frame and serigraphed tempered glass. Model for LED HI-POWER, 4000K colour temperature, CRI 80 and control gear included. With Medium Flood optics. IP67, IK10 protection rating. Insulation class I. Lifetime: 83.000 L90 B10

**Finish:** Anodized matte silver

**Dimensions:** 679 x 80 x 100 mm

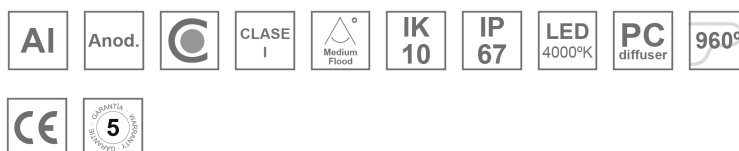
**Weight:** 3.302 g

**Installation:** Floor recessed

**Recessing measures:** 683 x 72 x 107 mm

## TECHNICAL SPECIFICATIONS:

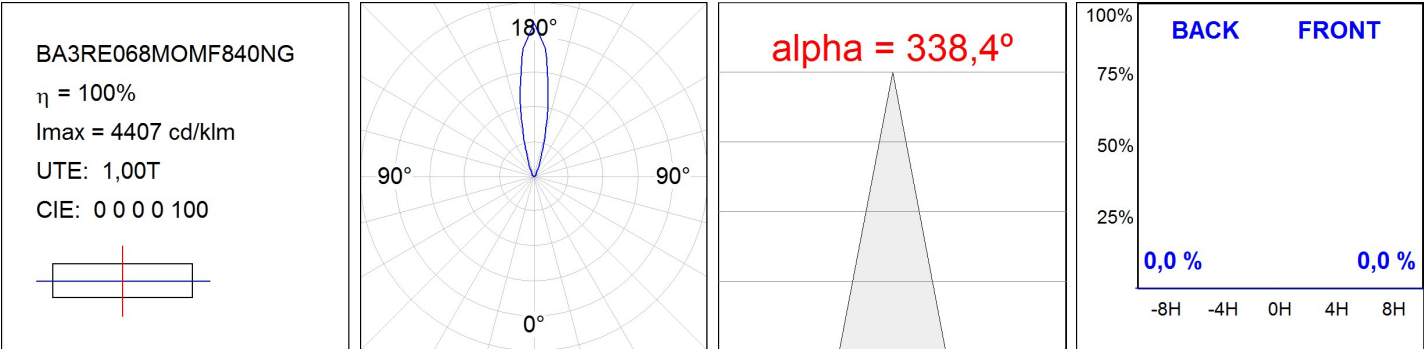
<b>Light output:</b>	1.996 lm	<b>°K :</b>	4000
<b>Plum:</b>	16,2W	<b>CRI :</b>	80
<b>Efficacy:</b>	123,2 lm/w	<b>MacAdam:</b>	3
<b>Type:</b>	HIGH POWER LED	<b>Power Supply:</b>	220-240V 50/60Hz
<b>LED Lifetime:</b>	83.000 L90 B10 (Ta=25°C)	<b>Gear:</b>	Electronic
<b>Power:</b>	15,4W		

*Light output tolerance +/- 10%*


## CUSTOM MADE OPTIONS:



PHOTOMETRIC DATA :



ACCESORIES :

Assembly



**Product code:**  
BUREBO0683

**Description:**  
BAULINE ACC. REC BOX 683



**Product code:**  
BUREBO1272

**Description:**  
BAULINE ACC. REC BOX 1272