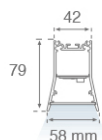


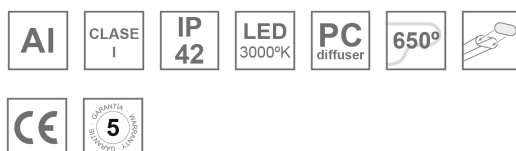
7041370

**DOT OPAL 2M 6400 WW WH.****Description:**

Suspended or mounted surface structure model DOT OPAL 2M 6400 WW WH., LAMP brand. Made of matt white-lacquered extruded aluminium. Model for MID-POWER LED, warm white colour temperature and control gear included. With opal polycarbonate diffuser. IP42 protection rating. Insulation class I.

**Finish:** Matte white RAL 9010**Weight:** 3.784 g**Installation:** Suspended**TECHNICAL SPECIFICATIONS:**

<b>Light output:</b>	4.252 lm	<b>°K :</b>	3000
<b>Plum:</b>	67W	<b>CRI :</b>	80
<b>Efficacy:</b>	63,5 lm/w	<b>MacAdam:</b>	3
<b>Type:</b>	MID POWER SAMSUNG	<b>Power Supply:</b>	220-240V 50/60Hz
<b>LED Lifetime:</b>	50.000 L80	<b>Gear:</b>	Electronic
<b>Power:</b>	62W		

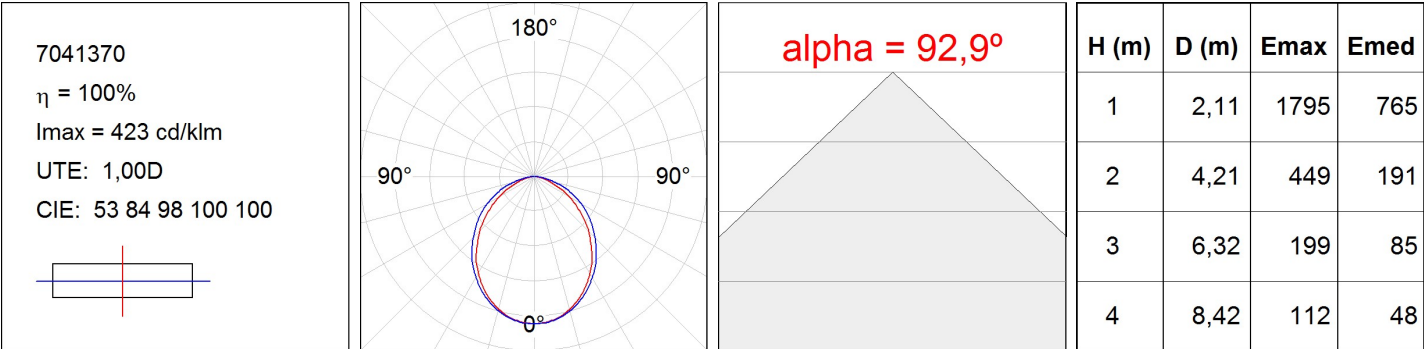
**Light output tolerance +/- 10%**

DOT SPOT

7041370

DOT OPAL 2M 6400 WW WH.

PHOTOMETRIC DATA :




**ACCESORIES :**

**Assembly**



**Product code:**  
4806043

**Description:**  
ACC. INTM JOINT



**Product code:**  
7000510

**Description:**  
DOT ACC. END COVER WH.




**Product code:**  
7000511

**Description:**  
DOT ACC. END COVER OG.



**Product code:**  
7000512

**Description:**  
DOT ACC. END COVER GRP.



**Product code:**  
7000520  
7000523

**Description:**  
DOT ACC. 90° CORNER JOINT WH.  
DOT ACC. 90° CORNER JOINT AND.



**Product code:**  
7000530  
7000533

**Description:**  
DOT ACC. PROFILE X/MM WH.  
DOT ACC. PROFILE X/MM AND.



**Product code:**  
7000540  
7000543

**Description:**  
DOT ACC. COVER X/MM WH.  
DOT ACC. COVER X/MM AND.



**Product code:**  
9600990

**Description:**  
ACC. ELECTROSTATICS WRIST STRAP

**ACCESORIES :**

**Suspension**




**Product code:**  
9608633

**Description:**  
ACC. Y 180MM STEEL CABLE NK.



**Product code:**  
9628630

**Description:**  
ACC. ELECMEC Y 180MM 3P SUSP WH.



**Product code:**  
9628633

**Description:**  
ACC. ELECMEC Y 180MM 3P SUSP GR.