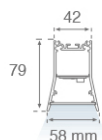



7040410

**DOT TECH 2M 6400 NW WH.****Description:**

Suspended or mounted surface structure model DOT TECH 2M 6400 NW WH., LAMP brand. Made of matt white-lacquered extruded aluminium. Model for MID-POWER LED, neutral white colour temperature and control gear included. Reflector designed by the optical concept named REDIL (Direct Emission LED Reflector), which consists of a two-phase reflection. Insulation class I.

Finish: Matte white RAL 9010**Weight:** 4.062 g**Installation:** Suspended**TECHNICAL SPECIFICATIONS:**

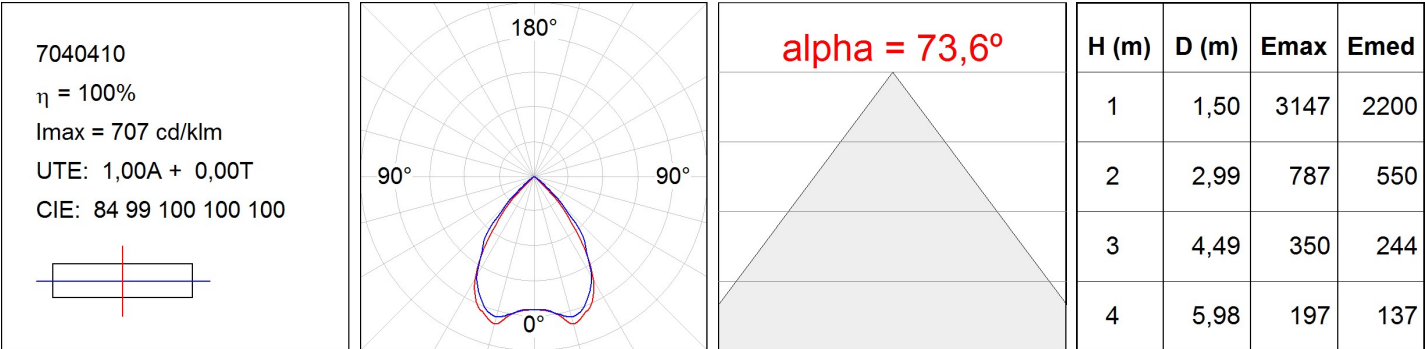
Light output:	4.110 lm	°K :	4000
Plum:	44,7W	CRI :	80
Efficacy:	91,9 lm/w	MacAdam:	3
UGR:	19	Power Supply:	220-240V 50/60Hz
Type:	MID POWER NICHIA	Gear:	Electronic
LED Lifetime:	50.000 L80 B10		
Power:	42W		

Light output tolerance +/- 10%

7040410

DOT TECH 2M 6400 NW WH.

PHOTOMETRIC DATA :




ACCESORIES :

Assembly



Product code:
4806043

Description:
ACC. INTM JOINT



Product code:
7000510

Description:
DOT ACC. END COVER WH.




Product code:
7000511

Description:
DOT ACC. END COVER OG.



Product code:
7000512

Description:
DOT ACC. END COVER GRP.



Product code:
7000520
7000523

Description:
DOT ACC. 90° CORNER JOINT WH.
DOT ACC. 90° CORNER JOINT AND.



Product code:
7000530
7000533

Description:
DOT ACC. PROFILE X/MM WH.
DOT ACC. PROFILE X/MM AND.



Product code:
7000540
7000543

Description:
DOT ACC. COVER X/MM WH.
DOT ACC. COVER X/MM AND.



Product code:
9600990

Description:
ACC. ELECTROSTATICS WRIST STRAP

ACCESORIES :

Suspension



Product code:

9608633

Description:

ACC. Y 180MM STEEL CABLE NK.




Product code:

9628630

Description:

ACC. ELECMEC Y 180MM 3P SUSP WH.



Product code:

9628633

Description:

ACC. ELECMEC Y 180MM 3P SUSP GR.

ACCESORIES :

Optical



Product code:

9600880

Description:

ACC. DIF. SOFT TECH OPAL