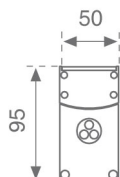


5741843

**BAULINE G2 AIR 5000 WW MFL AND.****Description:**

Outdoor suspended or mounted surface structure model BAULINE G2 AIR 5000 WW MFL AND., LAMP brand. Made of silver anodized aluminum extrusion and end covers of lacquered aluminum injection lacquered in silver grey polyester, with decorative frontal piece of silver serigraph polycarbonate. Model for LED MID-POWER, warm white colour temperature and control gear included. With Medium Flood optics. IP67, IK10 protection rating. Insulation class I.

**Finish:** Anodized matte silver**Dimensions:** 1.240 x 50 x 95 mm**Weight:** 3.380 g**Installation:** Surface**TECHNICAL SPECIFICATIONS:**

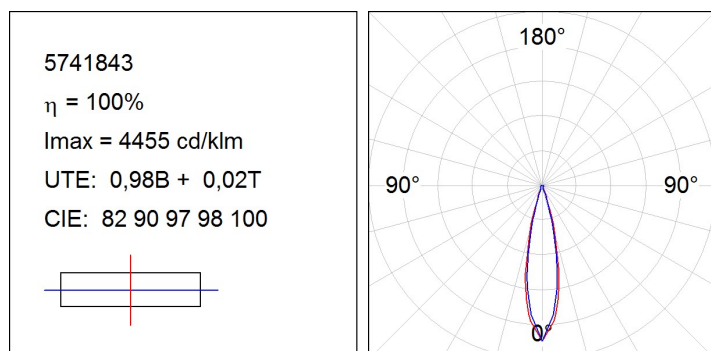
<b>Light output:</b>	4.046 lm	<b>°K :</b>	3000
<b>Plum:</b>	44,4W	<b>CRI :</b>	80
<b>Efficacy:</b>	91,1 lm/w	<b>MacAdam:</b>	3
<b>Type:</b>	HIGH POWER CREE	<b>Power Supply:</b>	220-240V 50/60Hz
<b>LED Lifetime:</b>	50.000 L90 B10	<b>Gear:</b>	Electronic
<b>Power:</b>	41W		

**Light output tolerance +/- 10%**

5741843

BAULINE G2 AIR 5000 WW MFL AND.

PHOTOMETRIC DATA :



ACCESORIES :

Support

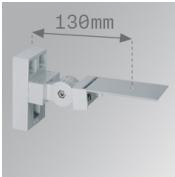


Product code:

9600053

Description:

ACC. ADJ EXTEN WALL ARM GR.



Product code:

9600063

Description:

ACC. ADJ WALL ARM GR.

