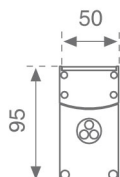


5741753

**BAULINE G2 AIR 2500 NW MFL AND.****Description:**

Outdoor suspended or mounted surface structure model BAULINE G2 AIR 2500 NW MFL AND., LAMP brand. Made of silver anodized aluminum extrusion and end covers of lacquered aluminum injection lacquered in silver grey polyester, with decorative frontal piece of silver serigraph polycarbonate. Model for LED MID-POWER, neutral white colour temperature and control gear included. With Medium Flood optics. IP67, IK10 protection rating. Insulation class I.

Finish: Anodized matte silver**Dimensions:** 650 x 50 x 95 mm**Weight:** 2.240 g**Installation:** Surface**TECHNICAL SPECIFICATIONS:**

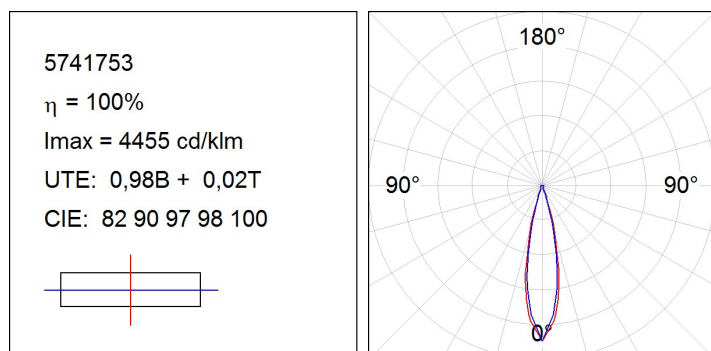
Light output:	2.330 lm	°K :	4000
Plum:	24,5W	CRI :	75
Efficacy:	95,1 lm/w	MacAdam:	3
Type:	HIGH POWER CREE	Power Supply:	220-240V 50/60Hz
LED Lifetime:	50.000 L90 B10	Gear:	Electronic
Power:	21W		

Light output tolerance +/- 10%

5741753

BAULINE G2 AIR 2500 NW MFL AND.

PHOTOMETRIC DATA :



ACCESORIES :

Support

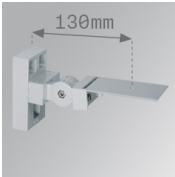


Product code:

9600053

Description:

ACC. ADJ EXTEN WALL ARM GR.



Product code:

9600063

Description:

ACC. ADJ WALL ARM GR.

