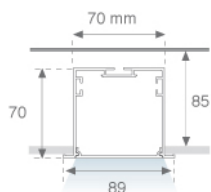


4781690



**FIL + LED OPAL REC 2600 WW DALI WH.**

**Description:**

**Finition:** Blanc mat RAL 9010

**Dimensions:** 1.162 x 89 x 70 mm

**Poids:** 2.662 g

**Installation:** Encastré

**Mesures encastrement:** 1,174 x 78 x 85 mm

**SPÉCIFICATIONS TECHNIQUES:**

**Flux lumineux:** 1.992 lm

**°K :** 3000

**Plum:** 19,2W

**IRC :** 80

**Efficacité:** 103,8 lm/w

**MacAdam:** 3

**Type:** MID POWER PHILIPS

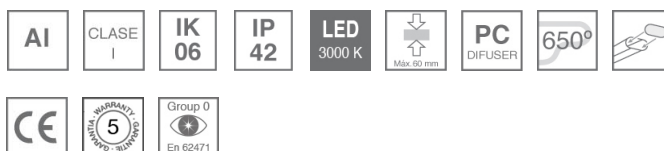
**Alimentation:** 220-240V 50/60Hz

**Durée de vie LED:** 60.000 L80 B10

**Équipement:** Réglable DALI

**Puissance:** 17W

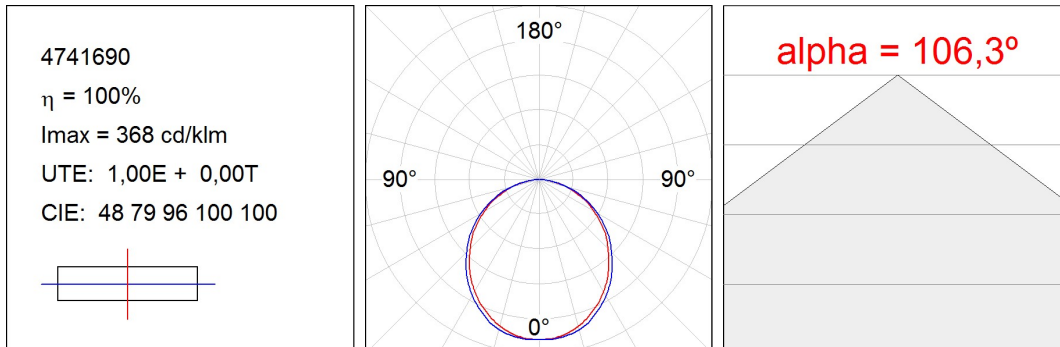
*Tolérance de flux lumineux +/- 10%*



4781690

FIL + LED OPAL REC 2600 WW DALI WH.


**DONNÉES PHOTOMÉTRIQUES :**



---

**ACCESSOIRES :**

**Montage**




**Code produit:**

4700120

**Description:**

FIL + ACC. REC 90° CORNER WH.



**Code produit:**

4700680

**Description:**

FIL + ACC. REC END COVER WH.



**Code produit:**

4806043

**Description:**

ACC. INTM JOINT



**Code produit:**

9600990

**Description:**

ACC. ELECTROSTATICS WRIST STRAP

---

**ACCESSOIRES :**

**Optique**



**Code produit:**

4700400

**Description:**

FIL + ACC. OPAL DIFFUSER X/MM

