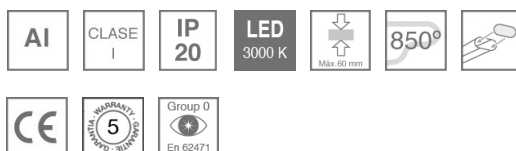
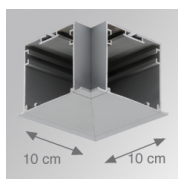


4781223

**FIL + LED TECH REC 2M 3200 WW DALI GR.****Description:****Finish:** Gloss grey**Dimensions:** 2.000 x 70 x 70 mm**Weight:** 4.247 g**Installation:** Recessed**Recessing measures:** 2,012 x 78 x 85 mm**TECHNICAL SPECIFICATIONS:****Light output:** 3.060 lm**°K :** 3000**Plum:** 26,8W**CRI :** 80**Efficacy:** 114,1 lm/w**UGR:** 19**MacAdam:** 3**Type:** MID POWER NICHIA**Power Supply:** 220-240V 50/60Hz**LED Lifetime:** 50.000 L80 B10**Gear:** Adjustable DALI**Power:** 25W**Light output tolerance +/- 10%**

**ACCESORIES :**

**Assembly**



**Product code:**


4700070

4700073

**Description:**

FIL + TECH ACC. REC 90° CORNER WH.

FIL + TECH ACC. REC 90° CORNER GR.



**Product code:**

4700680

4700683

**Description:**

FIL + ACC. REC END COVER WH.

FIL + ACC. REC END COVER GR.



**Product code:**

4806043

**Description:**

ACC. INTM JOINT



**Product code:**


9600990

**Description:**

ACC. ELECTROSTATICS WRIST STRAP

**ACCESORIES :**

**Optical**



**Product code:**

9600880

**Description:**

ACC. DIF. SOFT TECH OPAL