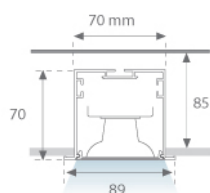
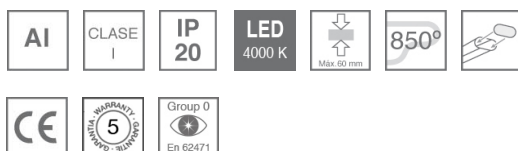


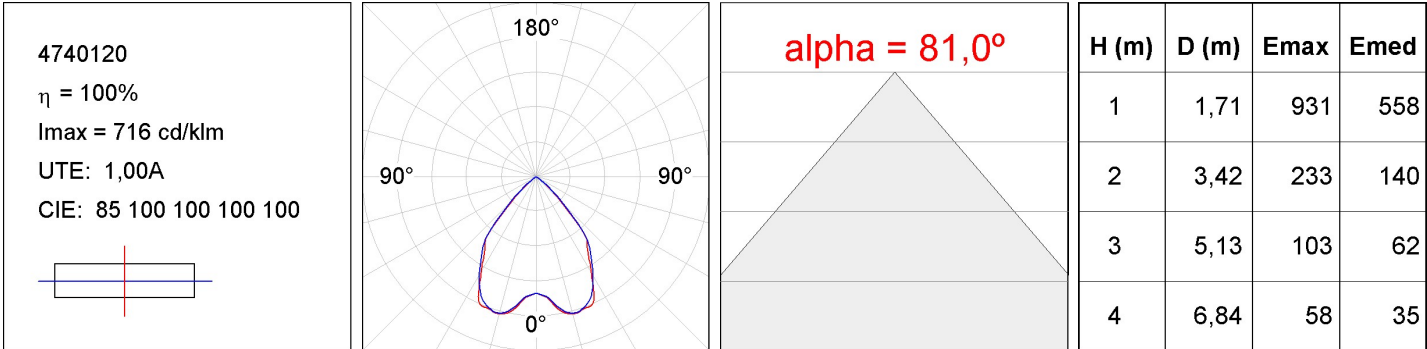
4780120

**FIL + LED TECH REC 1M 1600 NW DALI WH.****Description:****Finish:** Matte white RAL 9010**Dimensions:** 1.000 x 70 x 70 mm**Weight:** 2.124 g**Installation:** Recessed**Recessing measures:** 1,012 x 78 x 85 mm**TECHNICAL SPECIFICATIONS:****Light output:** 1.530 lm**°K :** 4000**Plum:** 14,5W**CRI :** 80**Efficacy:** 105,5 lm/w**MacAdam:** 3**UGR:** 19**Power Supply:** 220-240V 50/60Hz**Type:** MID POWER NICHIA**Gear:** Adjustable DALI**LED Lifetime:** 50.000 L80 B10**Power:** 12W**Light output tolerance +/- 10%**

4780120

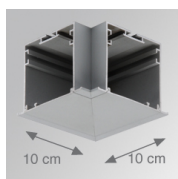
FIL + LED TECH REC 1M 1600 NW DALI WH.

PHOTOMETRIC DATA :



ACCESORIES :

Assembly



Product code:


4700070

4700073

Description:

FIL + TECH ACC. REC 90° CORNER WH.

FIL + TECH ACC. REC 90° CORNER GR.



Product code:

4700680

4700683

Description:

FIL + ACC. REC END COVER WH.

FIL + ACC. REC END COVER GR.



Product code:

4806043

Description:

ACC. INTM JOINT



Product code:

9600990

Description:

ACC. ELECTROSTATICS WRIST STRAP

ACCESORIES :

Optical



Product code:

9600880

Description:

ACC. DIF. SOFT TECH OPAL