

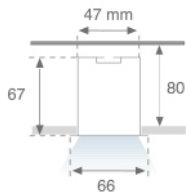
14781550




---

**FIL LED G2 PRISM REC 3000 WW DALI WH.**


---

**Description:****Finition:** Blanc mat RAL 9010**Dimensions:** 1.137 x 66 x 67 mm**Poids:** 2.166 g**Installation:** Encastré**Mesures encastrement:** 1,147 x 52 x 80 mm

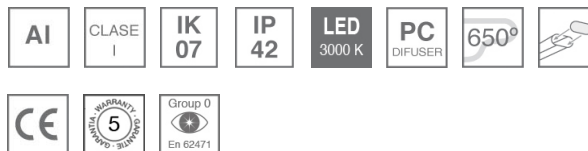

---

**SPÉCIFICATIONS TECHNIQUES:**
**Flux lumineux:** 1.945 lm**°K :** 3000**Plum:** 21,3W**IRC :** 80**Efficacité:** 91,3 lm/w**MacAdam:** 3**Type:** MID POWER TRIDONIC**Alimentation:** 220-240V 50/60Hz**Durée de vie LED:** 50000 L80 B10**Équipement:** Réglable DALI**Puissance:** 19W

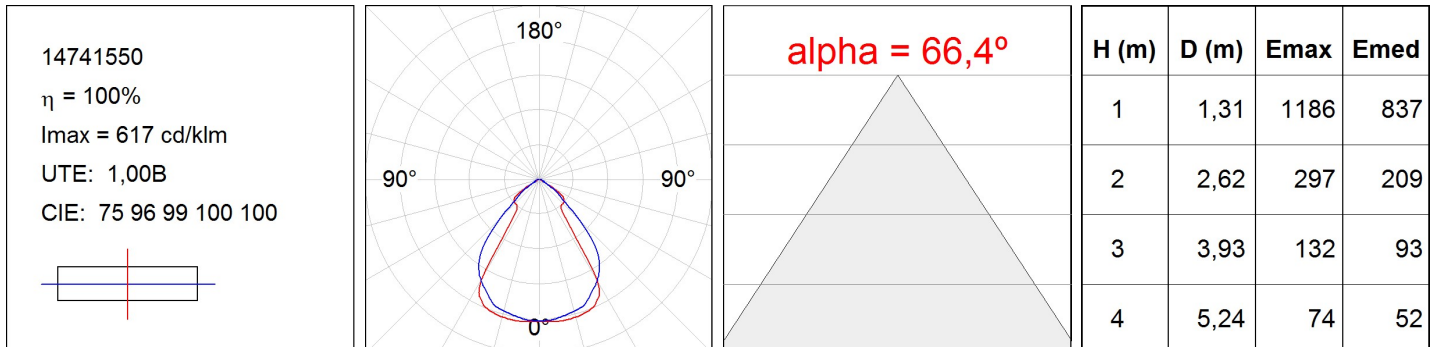
---

*Tolérance de flux lumineux +/- 10%*


---




**DONNÉES PHOTOMÉTRIQUES :**



ACCESSOIRES :

Montage



**Code produit:**

4700580

4700583

4705100

4705103


**Description:**

FIL ACC. REC PROFILE X/MM WH.

FIL ACC. REC PROFILE X/MM GR.

FIL ACC. COVER X/MM WH.

FIL ACC. COVER X/MM GR.



**Code produit:**


4705210

4705213

**Description:**

FIL ACC. REC 90° CORNER WH.

FIL ACC. REC 90° CORNER GR.



**Code produit:**

4706450

4706453

**Description:**

FIL ACC. REC END COVER WH.

FIL ACC. REC END COVER GR.



**Code produit:**

9600990

**Description:**

ACC. ELECTROSTATICS WRIST STRAP



**Code produit:**

9606010

**Description:**

ACC. INTM JOINT B