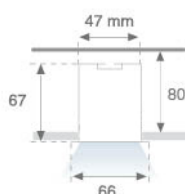
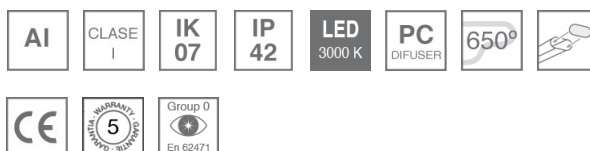


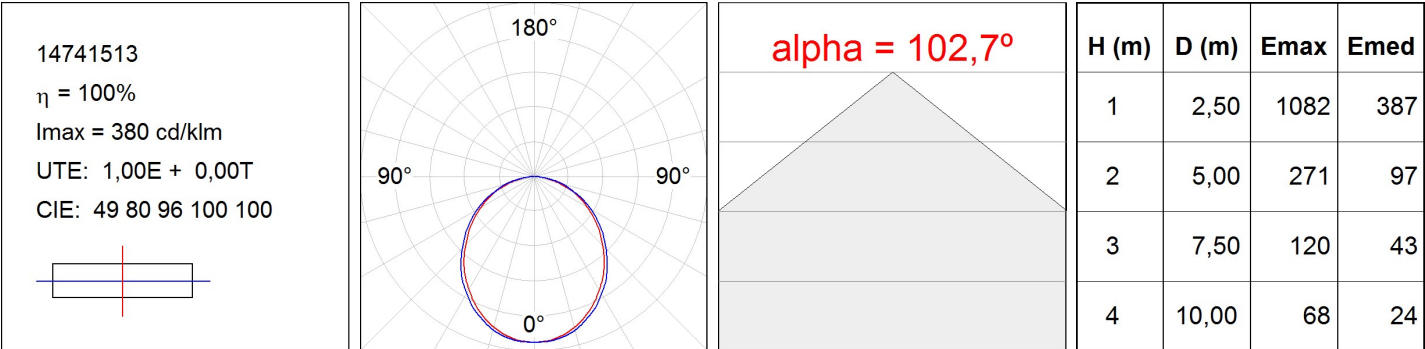
14781513


**FIL LED G2 OPAL REC 4600 WW DALI GR.****Description:****Finish:** Gloss grey**Dimensions:** 1.700 x 66 x 67 mm**Weight:** 2.860 g**Installation:** Recessed**Recessing measures:** 1,710 x 52 x 80 mm**TECHNICAL SPECIFICATIONS:****Light output:** 2.850 lm**°K :** 3000**Plum:** 31,2W**CRI :** 80**Efficacy:** 91,3 lm/w**MacAdam:** 3**Type:** MID POWER TRIDONIC**Power Supply:** 220-240V 50/60Hz**LED Lifetime:** 50000 L80 B10**Gear:** Adjustable DALI**Power:** 28W**Light output tolerance +/- 10%**

14781513

FIL LED G2 OPAL REC 4600 WW DALI GR.

PHOTOMETRIC DATA :



ACCESORIES :
Assembly**Product code:**

4700580

4700583

4705100

4705103


Description:

FIL ACC. REC PROFILE X/MM WH.

FIL ACC. REC PROFILE X/MM GR.

FIL ACC. COVER X/MM WH.

FIL ACC. COVER X/MM GR.

**Product code:**


4705210

4705213

Description:

FIL ACC. REC 90° CORNER WH.

FIL ACC. REC 90° CORNER GR.

**Product code:**

4706450

4706453

Description:

FIL ACC. REC END COVER WH.

FIL ACC. REC END COVER GR.

**Product code:**

9600990

Description:

ACC. ELECTROSTATICS WRIST STRAP

**Product code:**

9606010

Description:

ACC. INTM JOINT B

ACCESORIES :
Optical**Product code:**

4700590

Description:

FIL ACC. OPAL DIFFUSER X/MM