

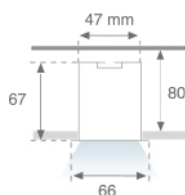
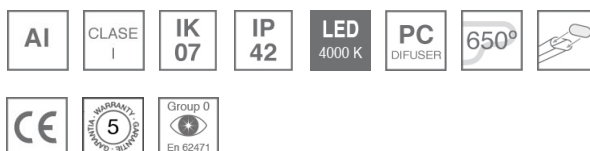
14780560




---


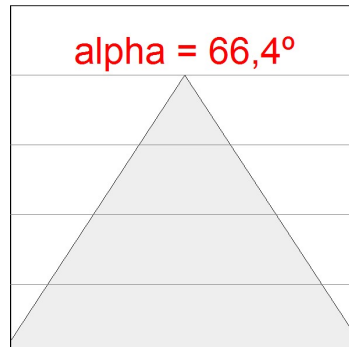
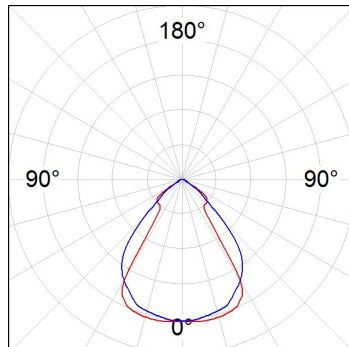
**FIL LED G2 PRISM REC 4600 NW DALI WH.**


---

**Description:****Finition:** Blanc mat RAL 9010**Dimensions:** 1.700 x 66 x 67 mm**Poids:** 2.860 g**Installation:** Encastré**Mesures encastrement:** 1,710 x 52 x 80 mm**SPÉCIFICATIONS TECHNIQUES:****Flux lumineux:** 3.075 lm**°K :** 4000**Plum:** 31,2W**IRC :** 80**Efficacité:** 98,6 lm/w**MacAdam:** 3**Type:** MID POWER TRIDONIC**Alimentation:** 220-240V 50/60Hz**Durée de vie LED:** 50000 L80 B10**Équipement:** Réglable DALI**Puissance:** 28W*Tolérance de flux lumineux +/- 10%*

**DONNÉES PHOTOMÉTRIQUES :**


14740560  
 $\eta = 100\%$   
 $I_{max} = 617 \text{ cd/klm}$   
 UTE: 1,00B  
 CIE: 75 96 99 100 100

H (m)	D (m)	E <sub>max</sub>	E <sub>med</sub>
1	1,31	1875	1323
2	2,62	469	331
3	3,93	208	147
4	5,24	117	83

ACCESSOIRES :

Montage



**Code produit:**

4700580

4700583

4705100

4705103


**Description:**

FIL ACC. REC PROFILE X/MM WH.

FIL ACC. REC PROFILE X/MM GR.

FIL ACC. COVER X/MM WH.

FIL ACC. COVER X/MM GR.



**Code produit:**


4705210

4705213

**Description:**

FIL ACC. REC 90° CORNER WH.

FIL ACC. REC 90° CORNER GR.



**Code produit:**

4706450

4706453

**Description:**

FIL ACC. REC END COVER WH.

FIL ACC. REC END COVER GR.



**Code produit:**

9600990

**Description:**

ACC. ELECTROSTATICS WRIST STRAP



**Code produit:**

9606010

**Description:**

ACC. INTM JOINT B