

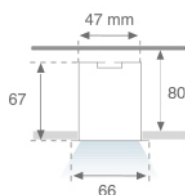
14780550


FIL LED G2 PRISM REC 3000 NW DALI WH.
Description:
Finish: Matte white RAL 9010

Dimensions: 1.137 x 66 x 67 mm

Weight: 2.166 g

Installation: Recessed

Recessing measures: 1,147 x 52 x 80 mm

TECHNICAL SPECIFICATIONS:
Light output: 2.050 lm

°K : 4000

Plum: 21,3W

CRI : 80

Efficacy: 96,2 lm/w

MacAdam: 3

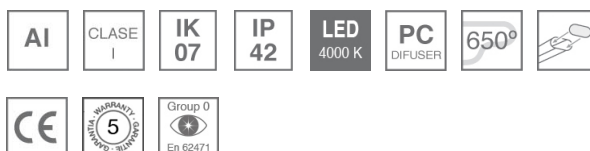
Type: MID POWER TRIDONIC

Power Supply: 220-240V 50/60Hz

LED Lifetime: 50000 L80 B10

Gear: Adjustable DALI

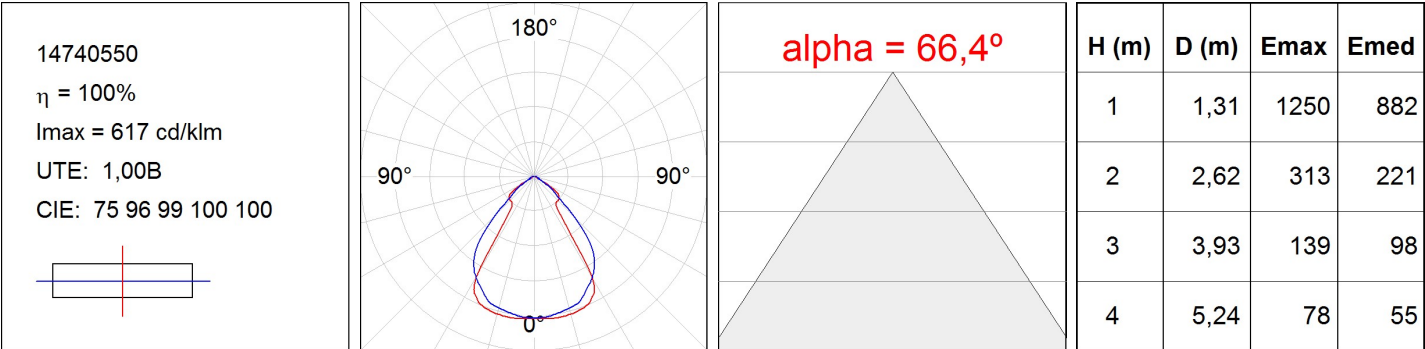
Power: 19W

Light output tolerance +/- 10%


14780550


FIL LED G2 PRISM REC 3000 NW DALI WH.

PHOTOMETRIC DATA :



ACCESORIES :

Assembly

**Product code:**

4700580

4700583

4705100

4705103


Description:

FIL ACC. REC PROFILE X/MM WH.

FIL ACC. REC PROFILE X/MM GR.

FIL ACC. COVER X/MM WH.

FIL ACC. COVER X/MM GR.

**Product code:**


4705210

4705213

Description:

FIL ACC. REC 90° CORNER WH.

FIL ACC. REC 90° CORNER GR.

**Product code:**

4706450

4706453

Description:

FIL ACC. REC END COVER WH.

FIL ACC. REC END COVER GR.

**Product code:**

9600990

Description:

ACC. ELECTROSTATICS WRIST STRAP

**Product code:**

9606010

Description:

ACC. INTM JOINT B