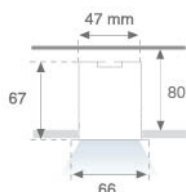
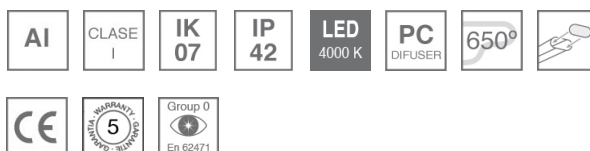


14740510

**FIL LED G2 OPAL REC 4600 NW WH.****Description:**

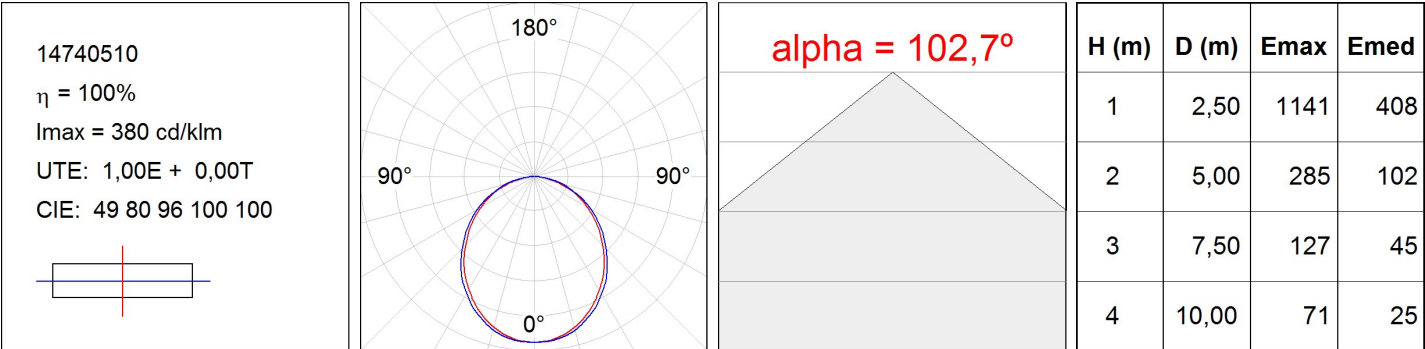
Recessed luminaire model FIL LED G2 OPAL REC 4600 NW WH., LAMP brand. Made of satin white painted extruded aluminium with opal polycarbonate diffuser. Model for MID-POWER LED, neutral white colour temperature and control gear included. With opal polycarbonate diffuser. With a IP42, IK07 protection rating. Insulation class I. Photobiological safety group 0.


Finish: Matte white RAL 9010**Dimensions:** 1.700 x 66 x 67 mm**Weight:** 2.860 g**Installation:** Recessed**Recessing measures:** 1,710 x 52 x 80 mm**TECHNICAL SPECIFICATIONS:****Light output:** 3.006 lm**°K :** 4000**Plum:** 31,2W**CRI :** 80**Efficacy:** 96,3 lm/w**MacAdam:** 3**Type:** MID POWER TRIDONIC**Power Supply:** 220-240V 50/60Hz**LED Lifetime:** 50000 L80 B10**Gear:** Electronic**Power:** 28W**Light output tolerance +/- 10%**

14740510

FIL LED G2 OPAL REC 4600 NW WH.

PHOTOMETRIC DATA :



ACCESORIES :
Assembly**Product code:**

4700580

4700583

4705100

4705103


Description:

FIL ACC. REC PROFILE X/MM WH.

FIL ACC. REC PROFILE X/MM GR.

FIL ACC. COVER X/MM WH.

FIL ACC. COVER X/MM GR.

**Product code:**


4705210

4705213

Description:

FIL ACC. REC 90° CORNER WH.

FIL ACC. REC 90° CORNER GR.

**Product code:**

4706450

4706453

Description:

FIL ACC. REC END COVER WH.


FIL ACC. REC END COVER GR.

**Product code:**

9600990

Description:


ACC. ELECTROSTATICS WRIST STRAP

**Product code:**

9606010

Description:

ACC. INTM JOINT B

ACCESORIES :
Optical**Product code:**

4700590

Description:

FIL ACC. OPAL DIFFUSER X/MM