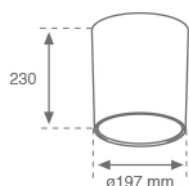


## KOMBIC 200 SURFACE

10141040



## KOMBIC 200 SF 4000 IP20 WW OPAL BR/WH

**Description:**


Suspended or ceiling mounting downlight model KOMBIC 200 SF 4000 IP20 WW OPAL BR/WH, LAMP brand. Made of white colour injected polycarbonate with shiny metallized reflector and interior diffuser made of opal methacrylate. Passive dissipation for a proper thermal management. Model for MID POWER LED with warm white temperature and control gear included. Insulation class II. Photobiological safety group 0.

**Finish:** Matte white RAL 9010

**Weight:** 2.262 g

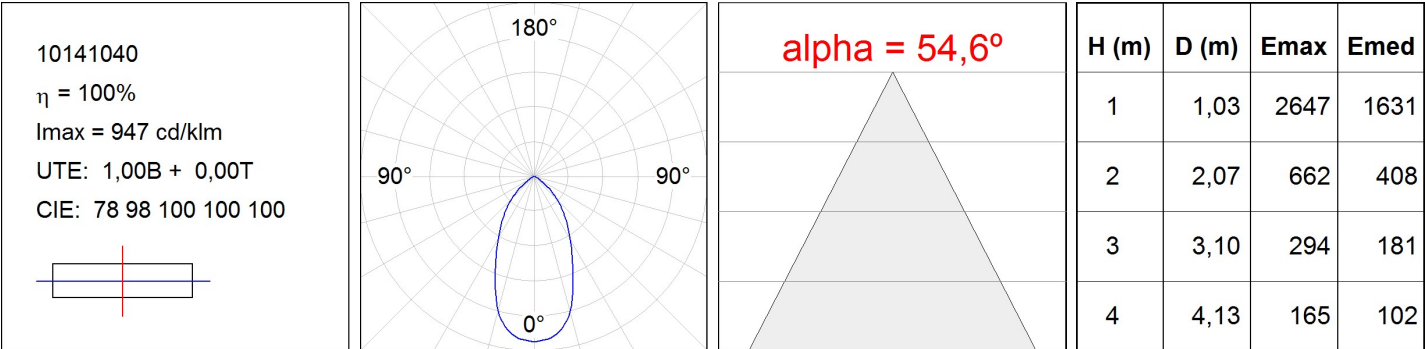
**Installation:** Surface
**TECHNICAL SPECIFICATIONS:**

<b>Light output:</b>	2.800 lm	<b>°K :</b>	3000
<b>Plum:</b>	25,8W	<b>CRI :</b>	80
<b>Efficacy:</b>	108,5 lm/w	<b>MacAdam:</b>	3
<b>Type:</b>	MID POWER TRIDONIC	<b>Power Supply:</b>	220-240V 50/60Hz
<b>LED Lifetime:</b>	50.000 L80 B10	<b>Gear:</b>	Electronic
<b>Power:</b>	24W		

*Light output tolerance +/- 10%*


10141040 KOMBIC 200 SF 4000 IP20 WW OPAL BR/WH

PHOTOMETRIC DATA :



## ACCESORIES :

## Assembly

**Product code:**

10100900

**Description:**

KOMBIC 200 SF ACC. COVER

## ACCESORIES :

## Suspension

**Product code:**

9621010

9621020

9621050

9621100

**Description:**

ACC. ELECMEC RIGID SUSP 100MM WH.

ACC. ELECMEC RIGID SUSP 250MM WH.

ACC. ELECMEC RIGID SUSP 500MM WH.

ACC. ELECMEC RIGID SUSP 1000MM WH.

**Product code:**

9621013

9621023

9621053

9621103

**Description:**

ACC. ELECMEC RIGID SUSP 100MM GR.

ACC. ELECMEC RIGID SUSP 250MM GR.

ACC. ELECMEC RIGID SUSP 500MM GR.

ACC. ELECMEC RIGID SUSP 1000MM GR.

**Product code:**

9627490

**Description:**

ACC. DB ELECMEC SUSP WH.

**Product code:**

9627493

**Description:**

ACC. DB ELECMEC SUSP GR.