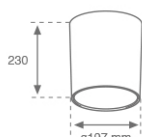


KOMBIC 200 SURFACE

10141012



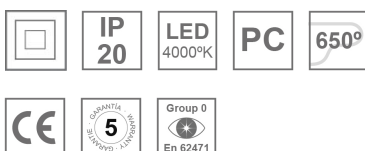
KOMBIC SUR 2000 NW BK.

Description:

Suspended or ceiling mounting downlight model KOMBIC SUR 2000 NW BK., LAMP brand. Made of black colour injected polycarbonate with shiny metallized reflector and interior diffuser made of opal méthacrylate. Passive dissipation for a proper thermal management. Model for COB LED with neutral white colour temperature and control gear included. Insulation class II. Photobiological safety group 0.

Finish: Matte black RAL 9011**Weight:** 1.618 g**Installation:** Surface**TECHNICAL SPECIFICATIONS:**

Light output:	1.901 lm	°K :	4000
Plum:	18,3W	CRI :	80
Efficacy:	103,9 lm/w	MacAdam:	3
Type:	COB CITIZEN	Power Supply:	220-240V 50/60Hz
LED Lifetime:	50.000 L80 B10	Gear:	Electronic
Power:	18W		

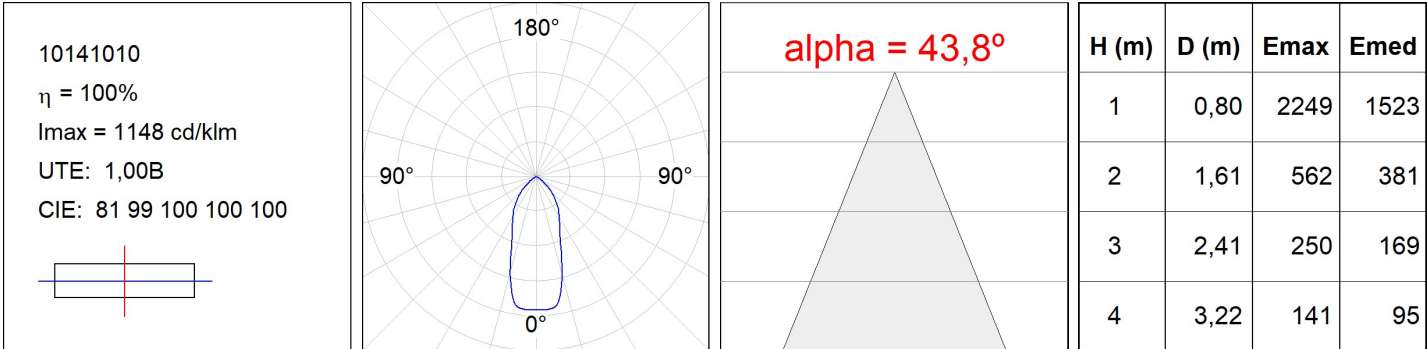
Light output tolerance +/- 10%

KOMBIC 200 SURFACE

10141012

KOMBIC SUR 2000 NW BK.

PHOTOMETRIC DATA :



KOMBIC 200 SURFACE

ACCESORIES :

Assembly



Product code:

10100900

Description:

KOMBIC 200 SF ACC. COVER

ACCESORIES :

Suspension



Product code:

9621010

9621020

9621050

9621100

Description:

ACC. ELECMEC RIGID SUSP 100MM WH.

ACC. ELECMEC RIGID SUSP 250MM WH.

ACC. ELECMEC RIGID SUSP 500MM WH.

ACC. ELECMEC RIGID SUSP 1000MM WH.



Product code:

9621013

9621023

9621053

9621103

Description:

ACC. ELECMEC RIGID SUSP 100MM GR.

ACC. ELECMEC RIGID SUSP 250MM GR.

ACC. ELECMEC RIGID SUSP 500MM GR.

ACC. ELECMEC RIGID SUSP 1000MM GR.



Product code:

9627490

Description:

ACC. DB ELECMEC SUSP WH.



Product code:

9627493

Description:

ACC. DB ELECMEC SUSP GR.