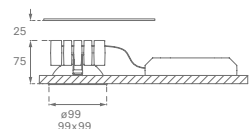


Kombic 100 Wellbeing

KOMBIC 100 WELLBEING



DESCRIPTION:

Recessed downlight in round or square format model KOMBIC 100 of 1500 or 2000 lm with Wellbeing technology by Lamp.

Wellbeing technology by Lamp. Die-cast aluminium dissipater. Models with opal diffuser or optics for a greater visual comfort (reaching UGR<17 in some models). 3000 K or 4000 K Wellbeing LEDs, both with a spectral distribution of low emissions in the 450 nm wavelength and circadian optimisation through the circadian optimisation through emissions in the 480nm wavelength, with CRI of 97 and Ra higher than 50. On/Off or Dali with the possibility of control via Bluetooth LE. With IP40 degree of protection. Isolation class I.

Available finishes:

- Opal model: Bright, metalized matt or white interior reflector and white exterior finishing.
- Optic model: Black interior reflector and black or white exterior finishing, or interior reflector in metalized matt or white and white exterior finishing.

Dimensions: diameter 99 mm or square section 99x99 mm.

Weight: 392 g

INSTALLATION: Recessed

KOMBIC 100 WELLBEING OPAL

Family	Installation	Lm LED	IP	Optic	K	Gear	Reflector Finishes	Ext. Finishes
K11	RD Round	15 1500lm	40 IP 40	OP Opal	WB3 3000 WB	N ON/OFF	R Bright	W White 02
	SQ Square	20 2000lm			WB4 4000 WB	D DALI	M Metalized Matt	
	RD Round	15 1500lm	55 IP55	OP Opal	WB3 3000 WB	N ON/OFF	M Metalized Matt	W White 02
		20 2000lm			WB4 4000 WB	D DALI		

Code configurator:

KOMBIC 100 WELLBEING OPTIC

Family	Installation	Lm LED	IP	Optic	K	Gear	Reflector Finishes	Ext. Finishes
K11	RD Round	15 1500lm	40 IP 40	WF WFL 50°	WB3 3000 WB	N ON/OFF	B Black	B Black 02
	SQ Square	20 2000lm			WB4 4000 WB	D DALI	W White 02	W White 02
							M Metalized Matt	
							W White	

Code configurator:

LIGHT OUTPUT AND POWER

KOMBIC 100 WELLBEING OPAL

	K	CRI	1200mm		1800mm	
			W	lm Output	W	lm Output
BR	3000	97	14	925	20	1267
	4000	97	14	991	20	1357
MA	3000	97	14	885	20	1197
	4000	97	14	948	20	1272
WH	3000	97	14	923	20	1271
	4000	97	14	995	20	1361

KOMBIC 100 WELLBEING OPTIC

	K	CRI	1200mm		1800mm	
			W	lm Output	W	lm Output
BR	3000	97	14	795	20	1068
	4000	97	14	851	20	1144
MA	3000	97	14	821	20	1141
	4000	97	14	879	20	1222
WH	3000	97	14	850	20	1148
	4000	97	14	910	20	1230

FINISHES:

B: Black 02: ● RAL 9011 BLACK MATT

W: White 02: ○ RAL 9010 WHITE MATT

TECHNICAL SPECIFICATIONS:



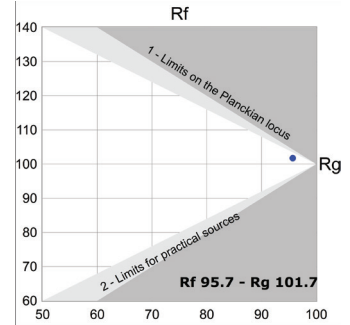
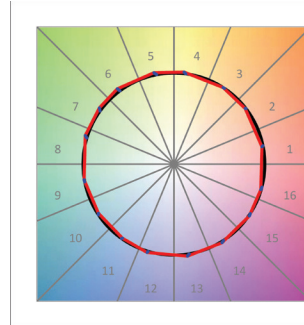
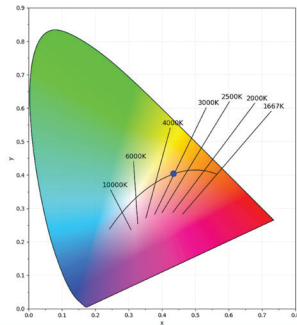
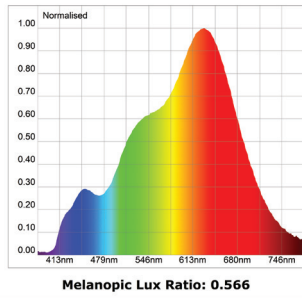
QUALITY CERTIFICATES:



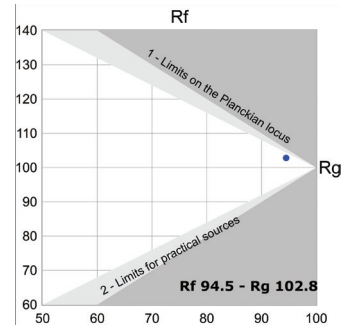
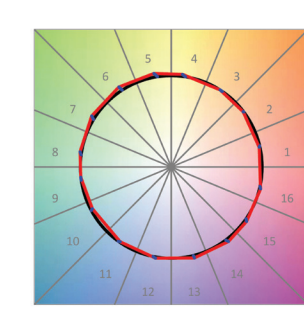
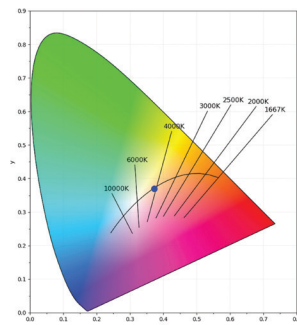
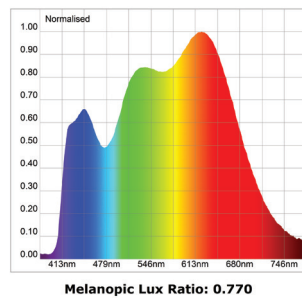
Kombic 100 Wellbeing

PHOTOMETRIC DATA :

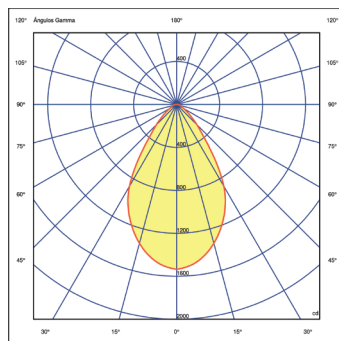
Opal



WFL 50°



Opal



WFL 50°

