

Kombic 150 Downlight

KOMBIC 150 Downlight



DESCRIPTION:

KOMBIC 150 recessed downlight of 2000 or 3500 lm from Lamp brand. Die-cast aluminium heat sink. Models with opal or optical diffuser for greater visual comfort (reaching UGR <17 in some models) COB LED of 2700 K, 3000 K or 4000 K, with CRI of 80 or 90. On / Off or Dali with the possibility of control via bluetooth LE. With IP40 degree of protection. Isolation class I. Photobiological safety group 0.

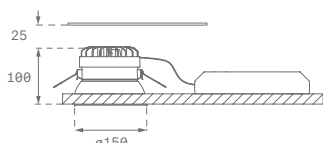
Available finishes:

- Opal model: Interior reflector in white, matt and gloss metallic and white exterior finish.
- Optic model: Interior reflector in black and black or white exterior finish, or interior reflector in matt metallic or white and white exterior finish.
- Reflector model: Inner reflector in black and black or white outer finish, or inner reflector in matt or white metallic and white outer finish.

Dimensions: diameter 150 mm

Weight: 704 g

INSTALLATION: Recessed



KOMBIC 150 DOWNLIGHT OPAL

Family	Installation	Lm LED	IP	Optic	CRI	K	Gear	Reflector Finishes	Ext. Finishes
K21	RD Round	20 2000lm	40 IP 40	OP Opal	9 90	27 2700 K	N ON/OFF D DALI	R Bright M Metalized Matt W White	W White 02
		30 3000lm				30 3000 K			
		40 4000 K				40 4000 K			
	RD Round	20 2000lm	40 IP 40	OP Opal	8 80	30 3000 K	N ON/OFF D DALI	M Metalized Matt W White	W White 02
		30 3000lm				40 4000 K			
		35 3500lm				40 4000 K			

Code configurator:

KOMBIC 150 DOWNLIGHT OPTIC

Family	Installation	Lm LED	IP	Optic	CRI	K	Gear	Reflector Finishes	Ext. Finishes
K21	RD Round	20 2000lm	40 IP 40	WF WFL 50°	9 90	27 2700 K	N ON/OFF D DALI	B Black	B Black 02 W White 02
		25 2500lm				30 3000 K			
		40 4000 K				40 4000 K			
	RD Round	20 2000lm	40 IP 40	WF WFL 50°	8 80	30 3000 K	M Metalized Matt W White	W White 02	
		30 2500lm				40 4000 K			
		35 3500lm				40 4000 K			

Code configurator:

KOMBIC 150 DOWNLIGHT REFLECTOR

Family	Installation	Lm LED	IP	Optic	CRI	K	Gear	Reflector Finishes	Ext. Finishes
K21	RD Round	20 2000lm	23 IP 23	RF Flood	9 90	27 2700 K	N ON/OFF D DALI	B Black	B Black 02 W White 02
		30 3000lm				30 3000 K			
		40 4000 K				40 4000 K			
	RD Round	20 2000lm	23 IP 23	RF Flood	8 80	30 3000 K	M Metalized Matt W White	W White 02	
		30 3000lm				40 4000 K			
		35 3500lm				40 4000 K			

Code configurator:

Kombic 150 Downlight

KOMBIC DOWNLIGHT 150 OPAL

			2000lm		3000lm		3500lm	
	K	CRI	W	lm Output	W	lm Output	W	lm Output
BR	2700	90	19,8	1675	27,7	2227	-	-
		80	-	-	-	-	-	-
	3000	90	19,8	1739	27,7	2312	-	-
		80	13,4	1488	19,9	2096	27,7	2788
	4000	90	19,8	1874	27,7	2492	-	-
		80	13,4	1550	19,9	2184	27,7	2904
MA	2700	90	19,8	1606	27,7	2135	-	-
		80	-	-	-	-	-	-
	3000	90	19,8	1667	27,7	2216	-	-
		80	13,4	1427	19,9	2010	27,7	2673
	4000	90	19,8	1797	27,7	2389	-	-
		80	13,4	1486	19,9	2094	27,7	2784
WH	2700	90	19,8	1658	27,7	2203	-	-
		80	-	-	-	-	-	-
	3000	90	19,8	1720	27,7	2288	-	-
		80	13,4	1473	19,9	2074	27,7	2759
	4000	90	19,8	1854	27,7	2466	-	-
		80	13,4	1534	19,9	2161	27,7	2874

KOMBIC DOWNLIGHT 150 OPTIC

			2000lm		3000lm		3500lm	
	K	CRI	W	lm Output	W	lm Output	W	lm Output
BK	2700	90	19,8	1289	27,7	1713	-	-
		80	-	-	-	-	-	-
	3000	90	19,8	1338	27,7	1779	-	-
		80	13,4	1145	19,9	1613	27,7	2145
	4000	90	19,8	1442	27,7	1917	-	-
		80	13,4	1193	19,9	1680	27,7	2235
MA	2700	90	19,8	1293	27,7	1718	-	-
		80	-	-	-	-	-	-
	3000	90	19,8	1342	27,7	1784	-	-
		80	13,4	1148	19,9	1618	27,7	2151
	4000	90	19,8	1446	27,7	1923	-	-
		80	13,4	1196	19,9	1685	27,7	2241
WH	2700	90	19,8	1332	27,7	1771	-	-
		80	-	-	-	-	-	-
	3000	90	19,8	1383	27,7	1838	-	-
		80	13,4	1184	19,9	1677	27,7	2217
	4000	90	19,8	1490	27,7	1982	-	-
		80	13,4	1233	19,9	1737	27,7	2310

KOMBIC DOWNLIGHT 150 RF

			2000lm		3000lm		3500lm	
	K	CRI	W	lm Output	W	lm Output	W	lm Output
BK	2700	90	12	1992	17	2622	-	-
		80	-	-	-	-	-	-
	3000	90	12	2089	17	2749	-	-
		80	12	1835	17	2448	25	3223
	4000	90	12	2225	17	2929	-	-
		80	12	1927	17	2570	25	3383
MA	2700	90	12	1945	17	2560	-	-
		80	-	-	-	-	-	-
	3000	90	12	2039	17	2684	-	-
		80	12	1792	17	2390	25	3146
	4000	90	12	2172	17	2929	-	-
		80	12	1881	17	2509	25	3146
WH	2700	90	12	1945	17	2622	-	-
		80	-	-	-	-	-	-
	3000	90	12	2039	17	2749	-	-
		80	12	1792	17	2390	25	3146
	4000	90	12	2172	17	2929	-	-
		80	12	1881	17	2509	25	3146

FINISHES:

- B:** Black 02: ● RAL 9011 BLACK MATE
- W:** White 02: ○ RAL 9010 WHITE MATE

TECHNICAL INFORMATION:



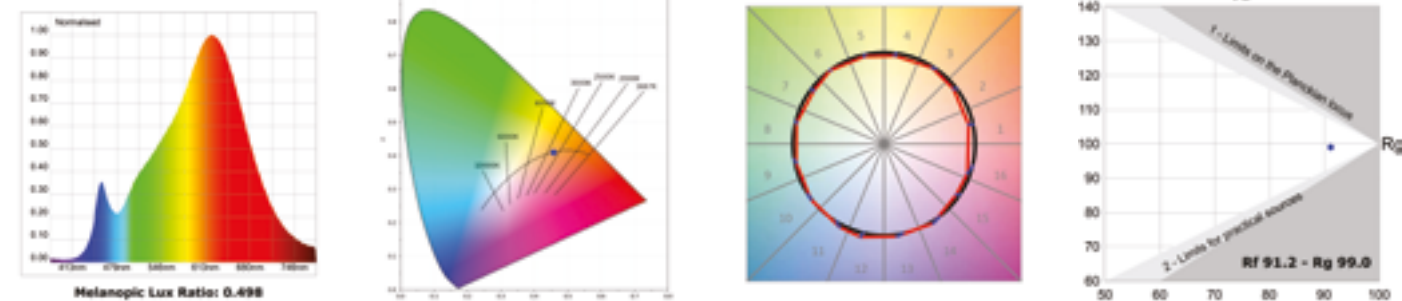
QUALITY CERTIFICATES:



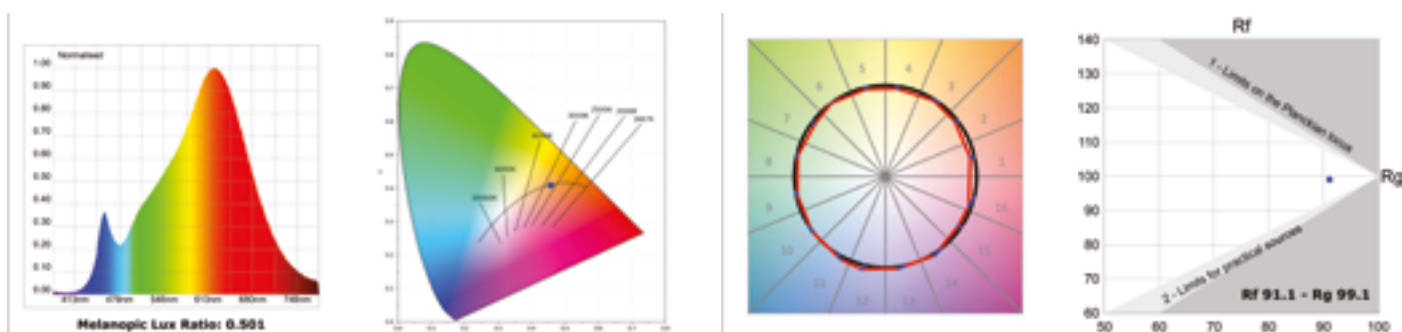
Kombic 150 Downlight

Opal

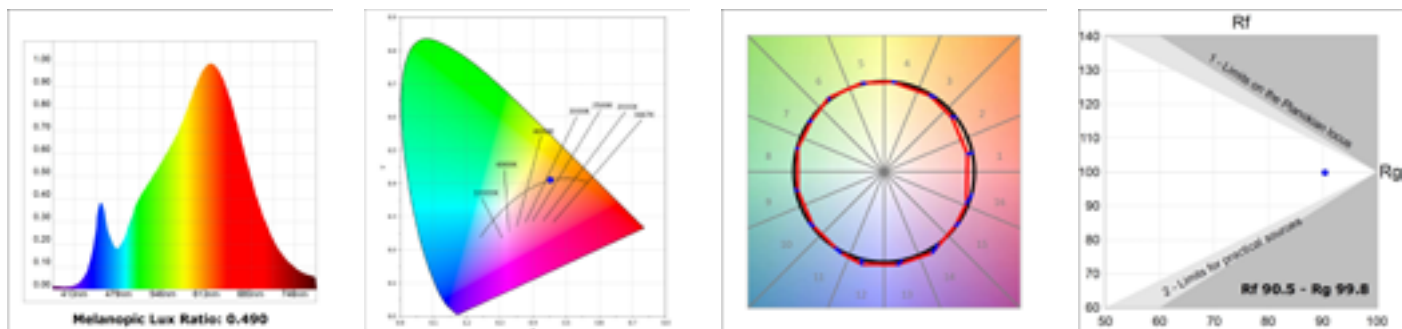
PHOTOMETRIC DATA:



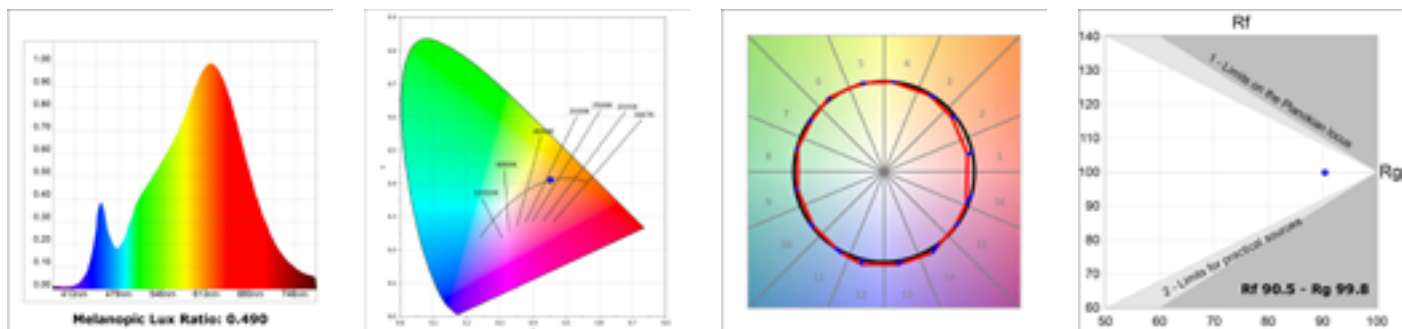
WFL 50°



RF



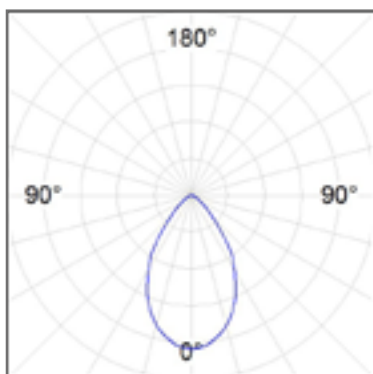
RW



Kombic 150 Downlight

PHOTOMETRIC DATA

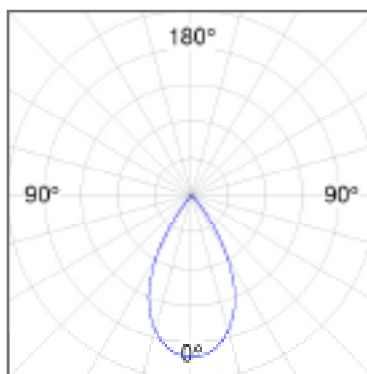
Opal



$\eta = 100\%$
 $I_{max} = 833 \text{ cd/klm}$
UTE: 1,00B
CIE: 79 96 99 100 100



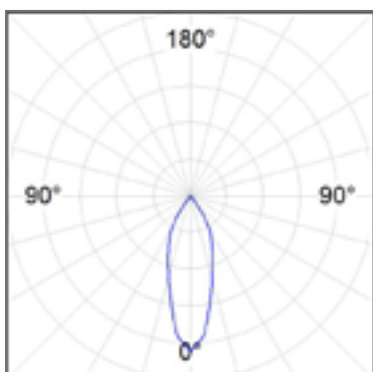
WFL 50°



$\eta = 100\%$
 $I_{max} = 1327 \text{ cd/klm}$
UTE:
CIE: 99 100 100 100 100



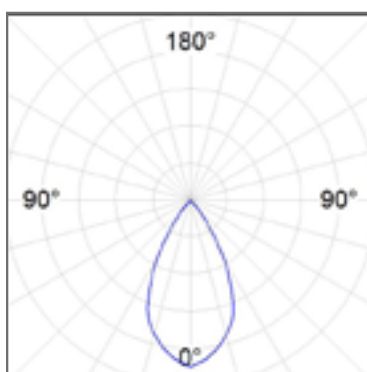
RF



$\eta = 100\%$
 $I_{max} = 2122 \text{ cd/klm}$
UTE:
CIE: 100 100 100 100 100



RW



$\eta = 100\%$
 $I_{max} = 1345 \text{ cd/klm}$
UTE:
CIE: 99 100 100 100 100

