LAMP

Worktitude for light

Working 19



Working for light that works

WELCOME

We advise, we design, we produce and make your technical lighting projects possible. For more than 45 years, Lamp has maintained its essential commitment: to bring to life functional and customized solutions for our customers' lighting challenges, adapted to any architectural project around the world.



Lamp
Worktitude for light

Working
2019



SHOT 290
Budapest Underground Line M4 - Kálvin tér Station, Budapest (Hungary)

Dozens of hands that bring life to a shared project: your project

LIGHTING
THAT WORKS

Lighting is the language that makes architectural spaces function with beauty and order. We are committed to honesty, durability, responsibility, and adaptability. Fusing design and engineering makes a product suitable, providing order and comfort to interior and exterior architectural projects with exacting demands such as retail, offices, hospitality, and residential developments. It is the beauty of a world that works.

SPACES
THAT WORK

We believe that, although light is born in each fixture, it lives in the space it illuminates and in the person working or living there. Whether creating a single luminaire or a complex project with hundreds of luminaires, we always build with the space in mind. That is our mission. It is our conviction expressed in each project and each meeting, with a team of experts working hard from planning through to installation. A comprehensive approach with a single objective: let the results speak for themselves in a lasting way and in any place.

COORDINATED EFFORTS
THAT WORK

We believe that to bring a space to life requires the efforts of many companies and professionals. Our efforts are aimed at providing realistic and efficient solutions, customized to the project's specific challenges. We work together with architects, lighting designers, engineers and interior designers to make your project a reality, anticipating your needs to bring lasting light.

Light that comes to live in the space

For any environment and in all sectors: our speciality is designing the lighting that your space needs. Whether it's a hotel lighting system, light fittings in a library or the lighting at a train station. A new context means into a new opportunity to test our solutions.

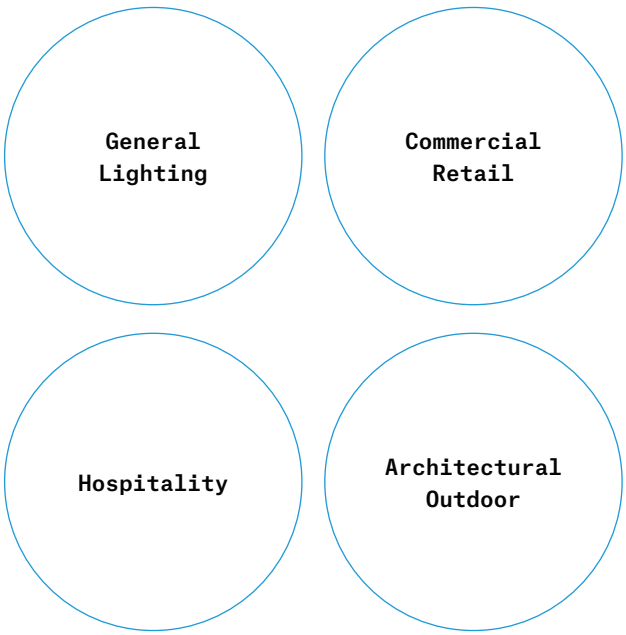

FIL+
Biblioteca Carles Rahola, Girona (Spain)

Lamp
Worktitude for light

Working
2019



FIL+ LED
Corporativo Nutrisa, Mexico City (Mexico)

Efficient lighting for everyday spaces

When a need arises, we design a solution. Our light fittings are the answer to everyday situations that require lighting.
Large open-plan spaces or offices with shared areas: we make every lighting environment comfortable and clear.

GENERAL LIGHTING



IMAG
Sivasdescalzo Shop, Madrid (Spain)

Light performance adapted to each product

Light is a sensory stimulus that arouses emotions in people. We match a lighting environment to each object and sales space in order to enhance their value. An atmosphere that envelops the user and makes their experience relevant.

COMMERCIAL RETAIL

Lamp
Worktitude for light

Working
2019



IMAG
Ohbo Restaurant, Barcelona (Spain)

Contrasts that add importance to every nook and cranny

Each space tells a story by means of its interior design, the people who inhabit it and the activity that is carried out. Its lighting is an integral part of that, we put together special environments for each place and we make light an architectural language.

HOSPITALITY



FINE LED STRIP
Travessera de Gràcia Offices, Barcelona (Spain)

Light that accentuates spaces

The night allows us to outline the skylines of cities. We portray structures, emphasise details and increase the security of public space by means of outdoor lighting systems. Architecture that has personality in its night-time appearance as well.

ARCHITECTURAL OUTDOOR

Lamp
Worktitude for light

Working
2019



We take care of every detail of the process

Our work begins when we understand what your space needs. It only ends when the installation exceeds your expectations. We believe that listening, designing and adapting is just as important as producing, supplying and deploying.
This is the Lamp philosophy, a philosophy hat makes sure that we are beside you for every step of the project.



"Made to measure" is a good summary of the essence of our work. We advise you and adapt each light fitting to its future location.

We manufacture, fine-tune and pay attention to the quality of our products once installed. All of this under the maxims of efficiency and constant support.

Passion for light

We believe in good lighting, the 3,225 light fittings in our catalogue are proof of this. We put all of our experience and enthusiasm for lighting culture into every product, range and system.
For lighting that works.

Our mission: that the next light fitting be bespoke and yours. Each project is a new challenge because there are no two spaces alike. At Lamp, we enjoy designing custom lighting.



Dozens of hands that bring life to a shared project: your project

We are the light that embodies your ideas

We strive to highlight the importance of lighting. That is why our work with the Lighting designer is the perfect synergy between passion, lighting and design.

LIGHTING DESIGNER

We are the light that meets your demand

Light is a wisdom that illuminates spaces. We design efficient high-performance systems for the experts who make people's daily routine better: engineers.

ENGINEER

We are the light that completes your project

The architects turn light into an added structural component—one that is not evident, but rather unveils the rest. Together with them, we provide balanced spaces with lighting.

ARCHITECT

We are the light that guides your growth

Through our network of distributors, we provide quality and effective lighting solutions. Engineers are companions on the journey that brings us closer to you.

DISTRIBUTOR

Details

INTERNATIONAL PRESENCE

We reach 70 countries
through our 8 subsidiaries.

2018

70

WORKFORCE

Engineers, designers and technicians:
over 175 people working in unison on
your next project.

2018

175

MARKETED PRODUCTS

A total of 600,000
luminaires work with
the Lamp seal.

2018

600m

LAMP AWARDS

We foster a culture of light.
We have recognised with
30 awards.

7 editions

30

TECHNOLOGY

Dynamic Lighting 22


Dynamic White 23


Connectivity 26

HIGHLIGHTS

Highlights 28



Highlights 28

RECESSED DOWNLIGHTS

Hance Downlight NEW 32


Hance Downlight Recessed 38


Hance Downlight Semi- Rec. 38

Domo 160 42


Domo 160 G2 44

Domo 220 46


Domo 220 G2 50


Domo 220 G2 Asymmetric 51


Domo 220 G2 Trimless 51


Domo Square G2 52

Kombic 54


Mini Kombic G2 58


Kombic 59


Mini Kombic Square G2 60


Kombic Square 61

Puzzle 64


Puzzle G2 66

Ocult NEW 72


Ocult Frame 78


Ocult Trimless 80

Moody 82


Moody Ø100 G2 88


Moody Ø72 G2 88


Moody Square G2 88


Moody Asymmetrical G2 88


Moody Adjustable G2 88

Ring 92


Ring 93


Ring Square 93

Mini Puzzle 94


Mini Puzzle 95


Mini Puzzle Doble 95

SURFACE DOWNLIGHTS /SUSPENSION

Mun 96


Mun 300 100


Mun 480 100


Mun 780 100

Stormbell 104


Stormbell 110


Stormbell Deco 110

Maui 112


Maui G2 116


Maui Deco G2 116

Train 118


Individual Train 122


Curved Individual Train 122


Triple Train 122


Curved Triple Train 122


Individual Train Suspended 123


Triple Train Suspended 123

Kombic 124


kombic 125

SPOTLIGHTS

Hance 48V NEW 126

Hance 48V 500 132

Hance 48V 1000/2000 134

Track 48V 136

Track 48V 136

Hance 138

Hance 1000/2000 Track 144

Hance 1000/2000 Surface 144

Hance 1000/2000 Semi-Recessed 144

Hance 3000/4000 Track 146

Hance 3000/4000 Surface 146

Hance 3000/4000 Semi-Recessed 146

Look 148

Look Track 152

Look Surface 153

Look Semi-Recessed 154

Imag 156

Imag Track 160

Imag Surface 162

Imag Direct 162

Dot 166

Dot 168

Maui 170

Maui Track G2 172

Maui Surface G2 172

Track 230 174

Track 230 174

NEW New Family

N Range Extension

WALL MOUNTED

Mun 176


Mun Dark 120 181


Mun Dark 181 181


Mun Dark 300 181


Mun Light 300 180


Mun Light 480 180


Mun Light 780 181

Trace 184


Trace 100 188


Trace 200 189


Trace 200 189


Trace 200 189

Maui 192


Maui G2 Direct-Indirect 193


Maui G2 Indirect 193

Ambient 194


Ambient 196

MODULAR SYSTEMS

Fil 35 NEW 198


Fil 35 202

Fil 45 NEW 204


Fil 45 210

Fil 212


Fil LED G2 216


Fil Opal 216


Fil Parabolic 217

Fil + 224


Fil+ LED 230


Fil+ LED Corner 230


Fil+ LED Tech 234


Fil+ 238


Fil+ Trimless 240


Fil+ Tech 242

Fil Med 246


Fil Med 248

Dot 252


Dot 256


Dot Tech 256


Dot Spot 257

Ocult System NEW 258


Ocult System Downlight 264

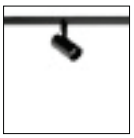
Ocult System Spotlight 266


Ocult System Pendular 268

Lamptub 272


Lamptub 274

Metro 276


STGO 278


TLSE 278


BCN 278

Susp. 260


Suspensiones 280

Soportes Pared


Soportes Pared 281

Fine LED 282


Fine LED Strip 284


Fine LED Strip 65 284


Fine Curve 285

RECESSED LUMINAIRES

Plat 286

Plat G3 288

Plat Tech 289

Modular 292

Modular Slim LED G2 293

HEALTHCARE LIGHTING

Clinic 294

Clinic 297

Clinic Gas 298

Hermética 300

Hermética 302

Hermética Opal 302

Hermética Opal LED 303

BOLLARDS

Seti 304 | B-Side 312 | Mikado 318


Seti Soft 308


Seti Spot 309


B-Side 316


B-Side 360 317


Mikado 319

WALL MOUNTED

Lup NEW 322 | B-Side 316


Lup 70 328


Lup 110 328


B-Side 316

DOWNLIGHTS

Iron 330 | Lup Downlight NEW 336 | Gap 354


Iron 10000-15000 334


Iron 25000 334


Lup Downlight 110 340


Lup Downlight 162 340


Gap G2 354

RECESSED

Trace 342 | Urban 65 348 | Gap 354 | Xtrema 356


Trace 65 100 346


Trace 65 200 347


Trace 65 200 347


Trace 65 200 347


Mini Urban 65 349


Urban 65 349


Gap G2 354


Xtrema Sign 358


Xtrema 45 358


Xtrema 80 359

MODULAR SYSTEMS

Bazz 360 | Bauline 370


Bazz Symmetric 364


Bazz Wallwasher 365


Bazz Asymmetric 364


Bazz Opal 365


Bazz Air Symmetric 366


Bazz Air Wallwasher 366


Bazz Air Asymmetric 367


Bazz Air Opal 367


Bauline G3 374


Bauline Air G3 374

FLOODLIGHTS

Flut 376


Mini Flut Symmetric G2 380


Mini Flut Asymmetric G2 380


Mini Flut Street G2 380


Flut Symmetric G2 382


Flut Asymmetric G2 382


Flut Street G2 382

NEW New Family

N Range Extension

SPOTLIGHTS

Shot 386


Micro Shot G2 390


Mini Shot G2 392


Shot G2 394


Shot Street G2 394


Shot 290 G2 396


Shot 380 G2 396


Sistema Vial Shot/Flut 397

ROAD AND URBAN LIGHTING

Niu 400 Smap 406 Owl 412


Niu 404


Smap 410


Owl 416

COMPLEMENTARY INFORMATION

Luminotecnia Pictograph Lamps IP, IK, Colors Ref./ P.

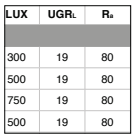

LUX	UGR$_L$	R_a
300	19	80
500	19	80
750	19	80
500	19	80

Luminotecnia 418


Pictograph 420


Lamps 421



IP, IK, Colors 422


Ref./ P. 424

Dynamic Lighting

Architectural spaces are evolving and becoming increasingly more humane. At **Lamp** we offer **dynamic lighting solutions** that seek to address these requirements, **with a focus on user-centred developments**.

To achieve that, t**wo key technology pillars drive all our flexible and customisable solutions**:

- Dynamic white
- Connectivity



Dynamic white

What is the Dynamic White technology?

Dynamic White technology allows us to offer a wide range of white shades (2700-6500 K) in a single luminaire.

Why Dynamic White?

Choosing the right colour temperature is crucial to create the best lighting for a space. The colour temperature choice is linked to: The activity for which a space is intended, the planned lighting levels, the users' preferences, the materials that make up the space, and the material nature of the objects to be perceived.

Light has an impact on the user from a **visual, biological and emotional point of view.**

Considering that studies show we spend approximately 90% of our time indoors, and that those areas are increasingly flexible, adapting to the needs of each moment and each user, at **Lamp we have created a lighting solution as dynamic as new lifestyles.**

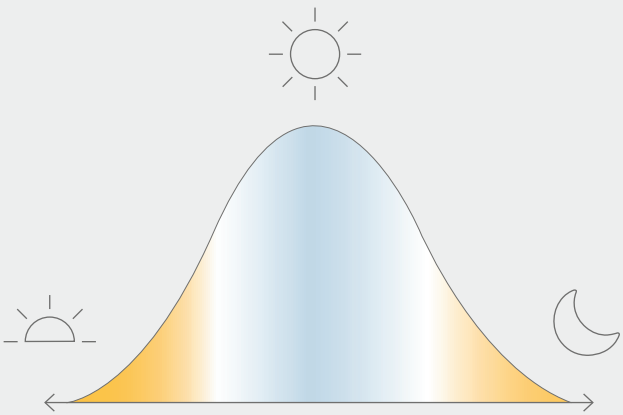

Natural light cycle

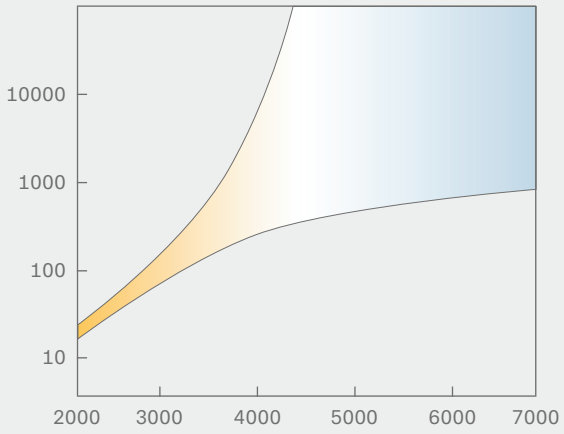

Kruithof Curve: Its the relation between illuminance levels (lx) and color temperature (TC)

Application segments

General Lighting

We have a range of products that enhance any space within this segment, addressing the needs of lighting projects for offices, schools, hospitals, nursing homes, etc.

Some of the benefits provided by the implementation of a lighting solution based on dynamic whites in these spaces are:

- Possibility of choosing the right colour temperature for the activity performed at any given time, according to the correlation established in the Kruithof curve;
- Generating an atmosphere users can relate to emotionally;
- Connecting indoor areas with their surroundings by synchronising artificial lighting with the dynamic character of natural lighting. **

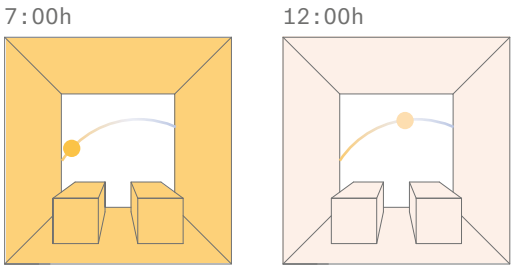

Retail

We offer a range of products to meet the needs of the application, maximising the experiences inherent to commercial spaces and boosting branding through lighting.

A lighting solution based on dynamic whites technology turns into a tool for:

- Bringing about different experiences;
- Making commercial and exhibition spaces more dynamic, matching seasonality changes;
- Adapting the lighting to parameters such as traffic, density or the use of spaces.

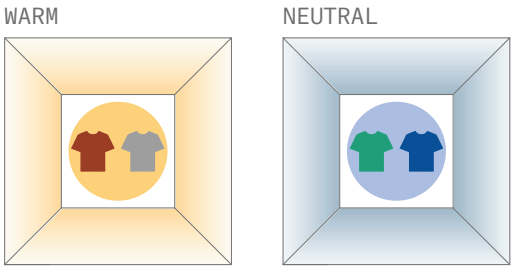

Hospitality

Within the hospitality sector (restaurants and hotels), it is becoming increasingly important to create spaces that make a difference and leave a positive emotional footprint on the users.

Dynamic whites' technology makes it possible to have a positive impact on the end user:

- Offer personalised experiences;
- Create lighting scenarios that reflect the many activities taking place in the rooms (break, work, etc.);
- Design lighting scenarios and set the mood: Relaxation, concentration, etc.
- Build scenarios in sync with the natural body cycles (resting light, dawn light) **
- Generate night lighting scenes respecting the natural sleep cycles. **

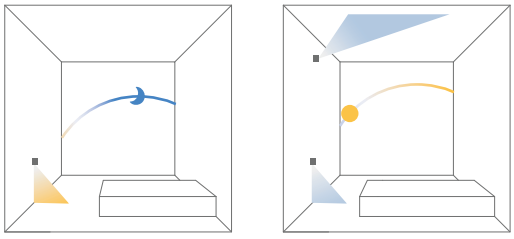

** According to the requirements of the new well being building standard.



- Clinic
- Kombic
- Plat
- Fil



- Puzzle
- Hance
- Ocult



- Hance
- Moody
- Ocult

Connectivity

What is connected lighting?

The connected lighting solution is an **intuitive, flexible, scalable, tactile and a safe control** method, transforming how users relate to lighting and enabling a higher degree of interaction.

How does it work?

This is an **easy-to-implement wireless technology**, in which the luminaires are connected to each other using the Bluetooth Low Energy standard, create a mesh of elements **connected to the Internet** (IoT) and **other devices** (such as sensors, switches, etc.). Luminaires, as well as other connected devices that can complete the ecosystem, can be **controlled using any iOS or Android enabled mobile device via an App.**

Plug and Play
Its wireless nature means that the system can be easily installed, even in existing installations, as it does not require any extra infrastructure or wiring costs.

Why Connected Lighting?

By maintaining our **light quality standards**, connectivity makes it possible to **add a technology layer** to luminaires by offering a more comprehensive range of solutions:

- Easy control of lighting, promoting efficient energy consumption;
- Optimisation of facility management, achieving improved preventive maintenance;
- Greater level of interaction with the lighting, making the space more relatable to the user and enabling room customisation;
- Data collection through built-in sensors to optimise the use of spaces (presence sensors, thermal sensors, etc.);
- Lighting scene and routine programming.

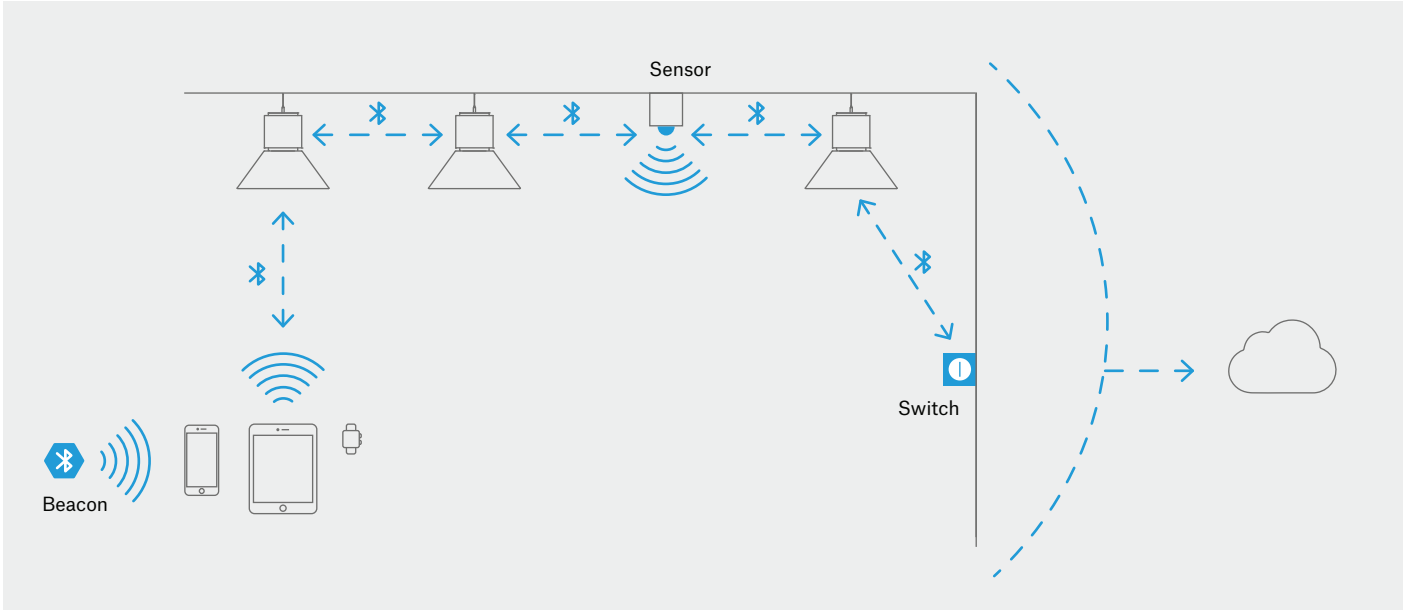

- Domo 160
- Domo 220
- Kombic
- Mini Kombic
- Puzzle
- Mini Puzzle








- Moddy
- Ring
- Mun Suspended
- Stormbell
- Hance Semi-Rec
- Hance Downlight








- Imag
- Ambient
- Fil
- Fil +
- Dot
- Dot Tech








- Plat
- Modular Slim
- Clinic / Clinic Gas





General Lighting

FIL + LED
Modular Systems

The structure with Lighting versatility and adaptability for your projects
P.224





MUN LIGHT
Surface Downlights

Diffused light for lighting and to harmonize your space
P.96

KOMBIC
Surface / Suspension Downlights

Integration that Works in your general lighting projects
P.124

DOMO
Recessed Downlights

The technical downlight with high visual comfort
P.46





Retail



STORMBELL
Surface / Suspension Downlights

72 configurations to fit your space
P.104

OCULT SYSTEM
Modular Systems

The system with applications versatility
P.258



HANCE
Spotlights

1248 options to highlight your products
P.138



Hospitality

MOODY
Recessed Downlights

720 configurations to fit your project
P.82



MUN DARK
Wall Mounted / Surface

ositions that generate comfort in your spaces
P.176



SETI
Bollards

The bollard that generates light contrasts in your private spaces
P.304



TRACE
Wall Mounted / Recessed

The light that characterize your spacess
P.184



Arquitectural Outdoor

BAZZ
Modular Systems

Descriptive light for your facades
P . 360



FLUT
Floodlights

A neutral solution that emphasizes the architecture
P . 376



LUP
Wall Mounted

Light to emphasize architectural outdoor spaces
P . 322



SHOT
Spotlights

Accent light that fits the shapes of your outdoor spaces
P . 386



Hance Downlight

“Our commitment to the future”

Design by
Lamp

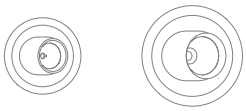

With a design based on integration within retail spaces, a new family of accent lighting has been created which is characterised by its wide range and comprehensive applications. An unmistakable technological investment towards an endless horizon of possibilities.



Hance Downlight Recessed 1000/2000



LED: 384 lm - 1644 lm
3000 / 4000 K

■ Black

□ White



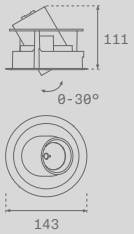

Hance Downlight Recessed 3000/4000



LED: 2541 lm - 3431 lm
3000 / 4000 K

■ Black

□ White



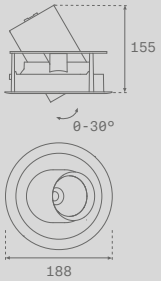

Hance Downlight Semi-Recessed 1000/2000



LED: 384 lm - 1644 lm
3000 / 4000 K

■ Black

□ White



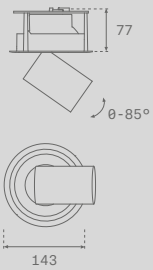

Hance Downlight Semi-Recessed 3000/4000



LED: 2541 lm - 3431 lm
3000 / 4000 K

■ Black

□ White



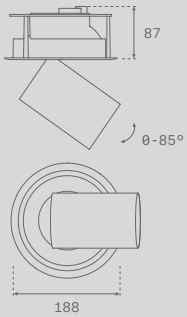





Hance downlight completes the Hance Spotlight family, available in a variety of sizes and lighting outputs (1000 to 4000 lm).

All models are recessed with two different installation types: semi-recessed or recessed, for a cleaner integration.
It is made of injected aluminum frame and body that integrates the light source, with an independent driver and a textured black polycarbonate interior. Available in 3000 K and 4000 K colour temperatures and with different beam angles (superspot, spot, medium flood and flood).
The body and recessing system are available in two finishes (textured black and textured white) and the inner face ring comes in four finishes (copper-plated, silver-plated, textured black and textured white). It comes with an array of lighting accessories that shape the light source, such as elliptical, soft lenses, honeycombs, light beam cutters and anti-glare guards.

Custom-made possibilities

- Dimmable 1-10V
- Dimmable TRIAC
- Bluetooth Control
- LED for RETAIL
- 2700 K
- CRI 90
- Tunable White
- Finishes

RECESSED



LM LED
1000/2000
64 models
Recessed



LM LED
3000/4000
48 models
Recessed



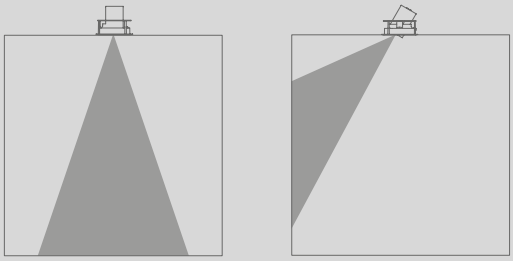

0º 30º

With a rotation of between 0º to 30º for when the product needs to be hidden and maximum spatial integration is needed.

SEMI-RECESSED



LM LED
1000/2000
64 models
Semi-recessed



LM LED
3000/4000
48 models
Semi-recessed



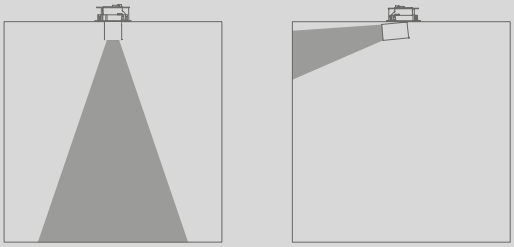

0º 85º

With a rotation of between 0º to 85º for larger lighting direction requirements. For shelf lighting that requires an even distribution of light along vertical surfaces.

HANCE DOWNLIGHT: **HD1** NEW

RECESSED **(RE)** 1000/2000 lm



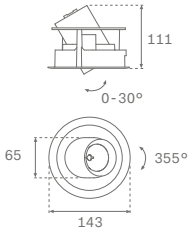

SEMI-RECESSED **(SR)** 1000/2000 lm



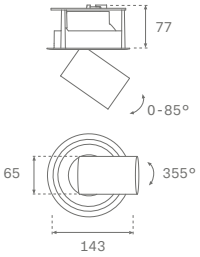

New Coding System

Family	Installation	Lm LED	Optic	CRI	K	Gears	*Deco Ring	Finishes
Hance **HD1**	Recessed **RE** Semi-Recessed **SR**	700lm **10** 1000lm **20**	SSP **SS**	90 **9**	3000 **30** 4000 **40**	On/Off **N** DALI **D**	Black **B**	White **W** Black **B**
Example: **HD1**	**RE**	**10**	**SS**	**9**	**30**	**N**	**B**	**W**

= **HD1 RE 10 SS 9 30 N B W**

Family	Installation	Lm LED	Optic	CRI	K	Gears	*Deco Ring	Finishes
Hance **HD1**	Recessed **RE** Semi-Recessed **SR**	1000lm **10** 2000lm **20**	SP **SP** MFL **MF** FL **FL**	80 **8**	3000 **30** 4000 **40**	On/Off **N** DALI **D**	Black **B**	White **W** Black **B**
Example: **HD1**	**RE**	**10**	**SP**	**8**	**30**	**N**	**B**	**W**

= **HD1 RE 10 SP 8 30 N B W**

Custom-made possibilities P. 35

Technical Characteristics

Optics

SSP

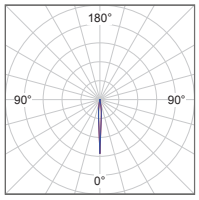

η = 99%
Imax = 17452 cd/klm
UTE:
CIE: 104 100 100 100 99



SP

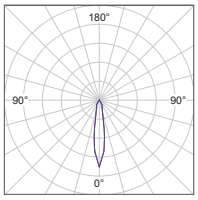

η = 100%
Imax = 5281 cd/klm
UTE:
CIE: 101 100 100 100 100



MFL

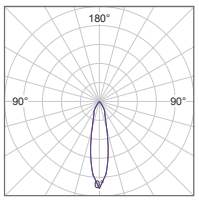

η = 100%
Imax = 3674 cd/klm
UTE:
CIE: 101 100 100 100 10



FL

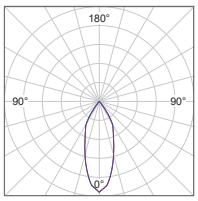

η = 100%
Imax = 1914 cd/klm
UTE:
CIE: 99 100 100 100 100



Light output and power

		700lm		1000lm	
		W	lm Output	W	lm Output
SSP	3000K	7	384	13	595
	4000K	7	413	13	641

		1000lm		2000lm	
		W	lm Output	W	lm Output
SP	3000K	7	670	18	1556
	4000K	7	710	18	1644
MFL	3000K	7	699	18	1517
	4000K	7	740	18	1606
FL	3000K	7	637	18	1385
	4000K	7	675	18	4166

Accessories



Transparent diffuser

Ref.
HSTR50



Soft Lens

Ref.
HSSL50



Refractor for eliptical distribution of luminous flux

Ref.
HSEL50



Anti-glare honeycomb grille

Ref.
HSHO50



*Decorative Ring

Ref.	Color
HSRI65W	□
HSRI65C	■
HSRI65M	■



Buffer

Ref.
HSCU50

HANCE DOWNLIGHT: **HD1** NEW

RECESSED **(RE)** 3000/4000 lm



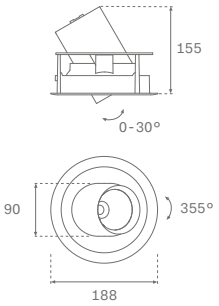

SEMI-RECESSED **(SR)** 3000/4000 lm



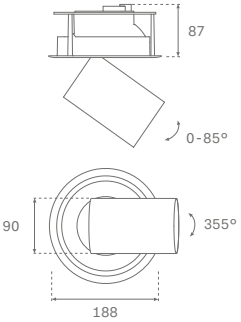

New Coding System

Family	Installation	Lm LED	Optic	CRI	K	Gears	*Deco Ring	Finishes	
Hance **HD1**	Recessed **RE** Semi-Recessed **SR**	3000lm **30** 4000lm **40**	SP **SP** MFL **MF** FL **FL**	80 **8**	3000 **30** 4000 **40**	On/Off **N** DALI **D**	Black **B**	White **W** Black **B**	
Example: **HD1**	**RE**	**30**	**SP**	**8**	**30**	**N**	**B**	**W**	= **HD1 RE 30 SP 8 30 N B W**

Custom-made possibilities P. 35

Technical Characteristics

Optics

SP

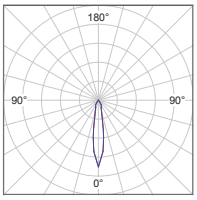

η = 100%
Imax = 7238 cd/klm
UTE:
CIE: 103 100 100 100 100



MFL

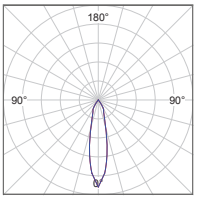

η = 100%
Imax = 4425 cd/klm
UTE:
CIE: 102 100 100 100 100



FL

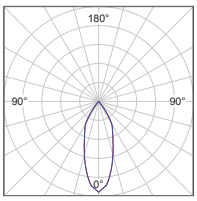

η = 100%
Imax = 2807 cd/klm
UTE:
CIE: 101 100 100 100 100



Light output and power

			3000lm		4000lm	
		CRI	W	lm Output	W	lm Output
SP	3000K	80	25	2541	35	3431
	4000K	80	25	2656	35	3295
MFL	3000K	80	25	2625	35	3387
	4000K	80	25	2744	35	3527
FL	3000K	80	25	2569	35	3290
	4000K	80	25	2686	35	3426

Accessories



Transparent diffuser

Ref.
HSTR75

*Can not be mounted on SSP models



Soft Lens

Ref.
HSSL75



Refractor for eliptical distribution of luminous flux

Ref.
HSEL75



Anti-glare honeycomb grille

Ref.
HSHO75

*Can not be mounted on SSP models



*Decorative Ring

Ref.	Color
HSRI90W	□
HSRI90C	■
HSRI90M	■



Buffer

Ref.
HSCU75

Domo 160

“Retail recessed spotlight”

Design by
Lamp



A technical product intended for use in retail environments, which was designed to be integrated into a space and provide accent lighting. It performs like an adjustable recessed spotlight, while simultaneously upholding its status as a downlight.



P.42 P.46



Domo is a range of recessed adjustable LED downlights for accent lighting applications. Models for COB LED with warm or neutral white colour temperature and Flood or Medium Flood optics. Models available with adjustable DALI control gear. It allows swivels between -30º and 30º.

Custom-made possibilities

- Dimmable 1-10V
- Dimmable PUSH
- Dimmable TRIAC
- Emergency battery 1H/3H
- LED for RETAIL (VW, meat, fish, bread, fruit)
- Other Distributions SP/VWFL
- Colour rendering index CRI 90
- Finishes
- Bluetooth control

IP 20 · AI · 850º · Máx.35mm · ø 153 · 30º · 355º · LED

DOMO 160 SPOTLIGHT N



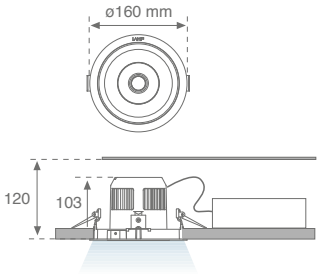

New Coding System

Family	Lm LED	Optics	CRI	K	Gears	Finishes
Domo 160 **DP2** spotlight	1500lm **14**	MFL **MF**	80 **8**	3000 **30**	On/Off **N**	White **W**
	2500lm **25**	FL **FL**		4000 **40**	DALI **D**	
	3500lm **35**					
	4600lm **46**					
Example: **DP2**	**14**	**MF**	**8**	**30**	**N**	**W** = **DP2 14 MF 8 30N W**

Technical Characteristics

Optics

FL

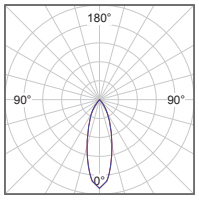

η = 100%
Imax = 2344 cd/klm
UTE:
CIE: 99 100 100 100 100



MFL

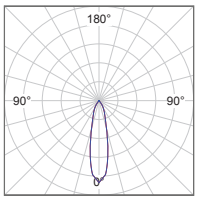

η = 100%
Imax = 3467 cd/klm
UTE:
CIE: 100 100 100 100 100

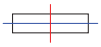

Light output and power

		1500lm		2500lm		3500lm		4600lm	
		W	lm Output	W	lm Output	W	lm Output	W	lm Output
MFL	3000K	8	1421	18	2368	27	3229	33	4051
	4000K	8	1480	18	2466	27	3363	33	4220
FL	3000K	8	1405	18	2344	27	3197	33	4137
	4000K	8	1464	18	2442	27	3330	33	4309



Andrés Sarda, Barcelona (Spain)

Domo 220

“Efficacy and visual comfort”

Design by
Lamp



The Domo family was created for one simple reason: our desire to achieve the highest visual comfort and performance for recessed downlights. This is a high-performance technical product with a very detail-oriented design.



P.42 P.46



Domo 220 G2



LED: 2054 lm - 3812 lm
3000, 4000 K
ON/OFF, DALI

☐ White

☐ Grey

LED

General

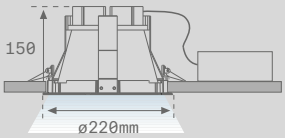

Domo 220 G2 Asymmetric



LED: 1534 lm - 2737 lm
3000 K
ON/OFF, DALI

☐ White

☐ Grey

LED

Asim.

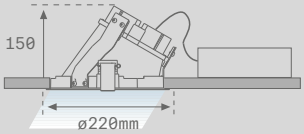

Domo 220 G2 Trimless



LED: 2054 lm - 3665 lm
3000 K
ON/OFF, DALI

☐ White

LED

General

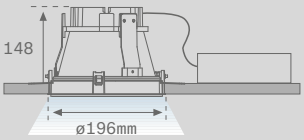

Domo Square G2



LED: 1908 lm - 3631 lm
3000, 4000 K
ON/OFF, DALI

☐ White

LED

General

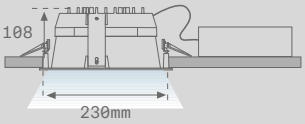



Domo 220 G2: Symmetric - Asymmetric



Domo is a range of recessed LED downlights for general lighting applications.

The family consists of downlights, both circular (Domo 220) and square (Domo Square) and for floodlighting walls (Domo 220 Asymmetric). In the circular models, there is the framed version, and the Domo 220 Trimless (no frame) version for minimalist applications. Domo stands out for its high efficacy thanks to its new generation (G2), low glare index (URG<19) and its 50,000 hour lifespan. Models for MID-POWER, with warm or neutral white colour temperature which offers a high CRI>80. Models available with adjustable DALI control gear.

Custom-made possibilities

- Dimmable 1-10V
- Dimmable PUSH
- Dimmable TRIAC
- Emergency battery 1H/ 3H
- 4000 K Asymetric/Trimless
- Bluetooth control



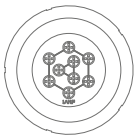

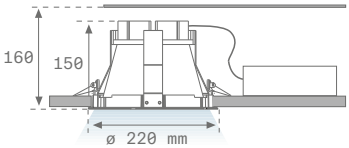

DOMO 220 G2

W	K	lm Output	Reg.	Color	Ref.
21	3000	2054	-	□	100.41.00.0
21	3000	2054	DALI	□	100.81.00.0
21	4000	2136	-	□	100.41.01.0
21	4000	2136	DALI	□	100.81.01.0
29	3000	2825	-	□	100.41.02.0
29	3000	2825	DALI	□	100.81.02.0
29	4000	2938	-	□	100.41.03.0
29	4000	2938	DALI	□	100.81.03.0
37	3000	3665	-	□	100.41.04.0
37	3000	3665	DALI	□	100.81.04.0
37	4000	3812	-	□	100.41.05.0
37	4000	3812	DALI	□	100.81.05.0

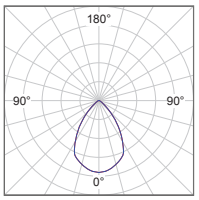

10041000
η = 100%
Imax = 760 cd/klm
UTE: 1,00B + 0,00T
CIE: 81 97 99 100 100



Custom-made possibilities P. 49

Accessories



Transparent diffuser

Ref.	Color
86.06.14.0	□
86.06.14.2	■
86.06.14.3	▩

IP 54 GLASS



Opal diffuser

Ref.	Color
86.06.12.0	□
86.06.12.3	▩

IP 54 GLASS



Opal inner diffuser

Ref.	Color
86.06.13.0	□

PC IP 54



Decorative ring

Ref.	Color
92.00.21.0	□
92.00.21.2	■
92.00.21.3	▩

CE | IP 20 | AI | 850° | 7-25 mm | ø 188 | LED



DOMO 220 G2 TRIMLESS

W	K	lm Output	Reg.	Color	Ref.
21	3000	2054	-	□	100.41.10.0
21	3000	2054	DALI	□	100.81.10.0
29	3000	2825	-	□	100.41.11.0
29	3000	2825	DALI	□	100.81.11.0
37	3000	3665	-	□	100.41.12.0
37	3000	3665	DALI	□	100.81.12.0



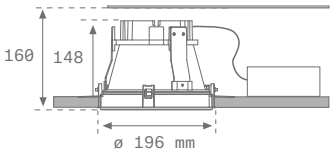



Opal inner diffuser

Ref.	Color
86.06.13.0	□

PC | IP 54

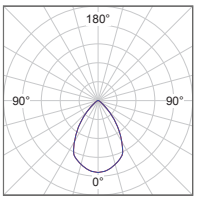

10041100
η = 100%
Imax = 760 cd/klm
UTE: 1,00B + 0,00T
CIE: 81 97 99 100 100



Custom-made possibilities P. 49

1-10V | K | PUSH | TRIAC

CE | IP 54 | AI | 850° | Máx.35mm | ø 211 | LED



DOMO 220 G2 ASYMMETRIC

W	K	lm Output	Reg.	Color	Ref.
21	3000	1534	-	□	100.41.13.0
21	3000	1534	DALI	□	100.81.13.0
29	3000	2110	-	□	100.41.14.0
29	3000	2110	DALI	□	100.81.14.0
37	3000	2737	-	□	100.41.15.0
37	3000	2737	DALI	□	100.81.15.0

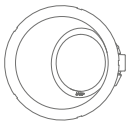

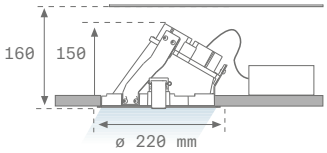



Transparent diffuser

Ref.	Color
86.06.14.0	□
86.06.14.2	■
86.06.14.3	▩

GLASS | IP 54



Decorative ring

Ref.	Color
92.00.21.0	□
92.00.21.2	■
92.00.21.3	▩

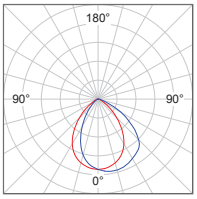

10041130
η = 100%
Imax = 582 cd/klm
UTE: 1,00C + 0,00T
CIE: 65 93 99 100 100



Custom-made possibilities P. 49

1-10V | K | PUSH | TRIAC



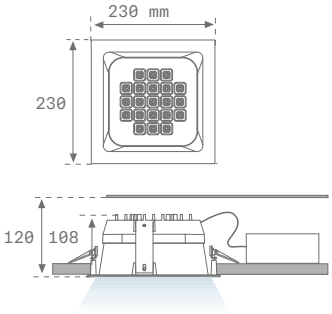

DOMO SQUARE G2

W	K	lm Output	Reg.	Color	Ref.
21	3000	1908	-	□	100.41.20.0
21	3000	1908	DALI	□	100.81.20.0
21	4000	1985	-	□	100.41.21.0
21	4000	1985	DALI	□	100.81.21.0
29	3000	2735	-	□	100.41.22.0
29	3000	2735	DALI	□	100.81.22.0
29	4000	2844	-	□	100.41.23.0
29	4000	2844	DALI	□	100.81.23.0
37	3000	3491	-	□	100.41.24.0
37	3000	3491	DALI	□	100.81.24.0
37	4000	3631	-	□	100.41.25.0
37	4000	3631	DALI	□	100.81.25.0

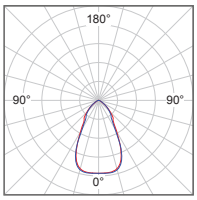

10041200
η = 100%
Imax = 775 cd/klm
UTE: 1,00B + 0,00T
CIE: 76 96 99 100 100



Custom-made possibilities P. 49

1-10V · K · PUSH · TRIAC

Accessories



Transparent diffuser

Ref.	Color
90.06.14.0	□

GLASS · IP 54



Opal diffuser

Ref.	Color
90.06.12.0	□

GLASS · IP 54



Opal inner diffuser

Ref.	Color
86.06.16.0	□

PC · IP 54



Decorative ring

Ref.	Color
90.06.20.2	■



Concrete recessing box

Ref.	Color
90.00.16.3	◩



SOS Kinderdorf, Berlin (Germany)

Kombic

“The responsibility of being a good successor”

Design by
Lamp

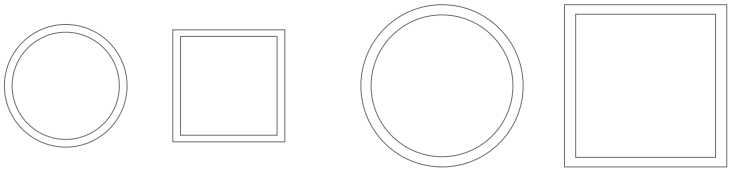

The challenge of the Kombic project was to incorporate all the competitive advantages with characteristics of previous models. It is a product with a design centred around a polycarbonate body that simultaneously serves as a reflector, with a patented mounting system and a wide range of accessories.

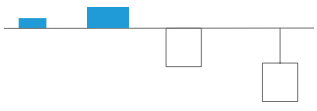

P.54 P.54 P.124



Mini Kombic G2



LED: 1024 lm - 2329 lm
3000, 4000 K
ON/OFF, DALI

☐ White

☐ Grey

LED

General

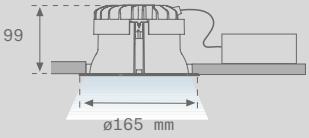

Kombic



LED: 1833 lm - 4016 lm
3000, 4000 K
ON/OFF, DALI

☐ White

☐ Grey

LED

General General

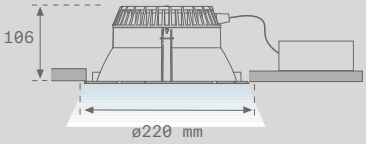

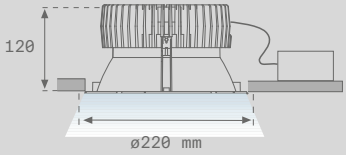

Mini Kombic Square G2



LED: 912 lm - 1685 lm
3000, 4000 K
ON/OFF, DALI

☐ White

LED

General

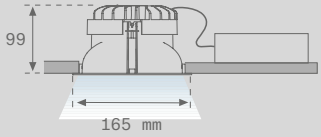

Kombic Square



LED: 1522 lm - 3494 lm
3000, 4000 K
ON/OFF, DALI

☐ White

LED

General

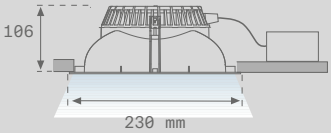

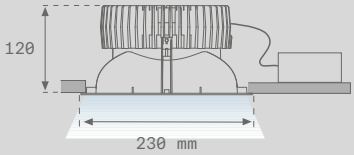



Kombic is a wide downlight family for general lighting applications.

It consists of four recessed models, round or square shape; and one surface round model.
Made in injected polycarbonate, with metallized reflector and white color exterior frame. Interior diffuser made of opal polycarbonate especially for LED, die-cast aluminium dissipator for a proper thermal management and TORKIT type easy-fit fastening system.
Mini Kombic models for COB LED and Kombic models for MID-POWER LED with warm or neutral white color temperature and control gear included.
IP44 protection rating and insulation class II.

Custom-made possibilities

- Dimmable 1-10V
- Dimmable PUSH
- Dimmable TRIAC
- Emergency battery 1H/ 3H
- Bluetooth control

MINI KOMBIC G2: **MK2**



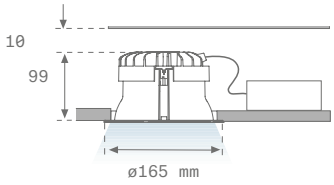

New Coding System

Family	Format	Lm LED	CRI	K	Gears	Finishes	Color
Mini Kombic G2 **MK2**	Round **RD**	1800lm **20** 2700lm **25** 3600lm **35**	80 **8**	3000 **30** 4000 **40**	On/Off **N** DALI **D**	Bright **BR** Matt **MA**	White **W**

Example: **MK2** **RD** **20** **8** **30** **N** **BR** **W** = **MK2 RD 20 8 30 N BR W**

Custom-made possibilities P. 57

Recessed



Decorative ring

Ref.	Color
MKRIRD170B	■
MKRIRD170G	■
MKRIRD170W	□



Transparent diffuser

Ref.	Color
MKDIRD170B	■
MKDIRD170G	■
MKDIRD170W	□

IP 54 GLASS

Technical Characteristics

Optics

BRIGHT

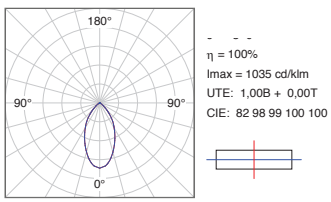

- - -
η = 100%
Imax = 1035 cd/klm
UTE: 1,00B + 0,00T
CIE: 82 98 99 100 100

MATT

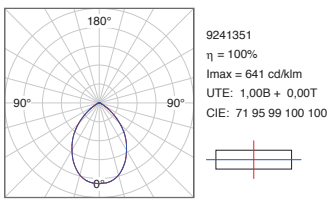

9241351
η = 100%
Imax = 641 cd/klm
UTE: 1,00B + 0,00T
CIE: 71 95 99 100 100

Light output and power

		1800lm		2700lm		3600lm	
		W	lm Output	W	lm Output	W	lm Output
BRIGHT	3000	12	1105	17	1623	25	2218
	4000	12	1163	17	1691	25	2329
MATE	3000	12	1024	17	1357	25	1760
	4000	12	1108	17	1414	25	1833

IP 44 | PC | AI | 850° | Max.35mm | ø 209 | TW | LED



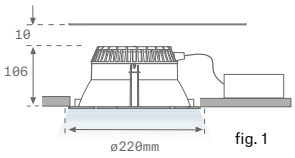

fig. 1

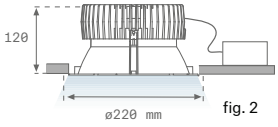

fig. 2

KOMBIC

W	K	lm Output	Reg.	Fig.	Color	Ref.
18	3000	1833	-	1	□	92.41.48.0
18	3000	1833	DALI	1	□	92.81.48.0
18	4000	1881	-	1	□	92.41.49.0
18	4000	1881	DALI	1	□	92.81.49.0
17	3000	2065	-	1	□	92.41.35.0
17	3000	2065	DALI	1	□	92.81.35.0
17	4000	2171	-	1	□	92.41.36.0
17	4000	2171	DALI	1	□	92.81.36.0
24	3000	2800	-	1	□	92.41.37.0
24	3000	2800	DALI	1	□	92.81.37.0
24	4000	2944	-	1	□	92.41.38.0
24	4000	2944	DALI	1	□	92.81.38.0
36	3000	3735	-	2	□	92.41.52.0
36	3000	3735	DALI	2	□	92.81.52.0
36	4000	4016	-	2	□	92.41.53.0
36	4000	4016	DALI	2	□	92.81.53.0
20	TW	1400	DALI		□	KO1RD208TWDBRW
31	TW	2100	DALI		□	KO1RD308TWDBRW

Group 0 EN 62471

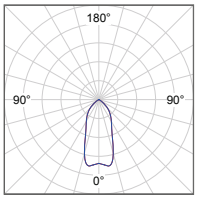

9241480
η = 100%
lmax = 1059 cd/klm
UTE: 1,00B + 0,00T
CIE: 79 99 100 100 100



Custom-made possibilities P. 57

1-10V | PUSH | TRIAC



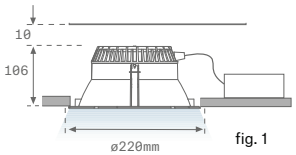

fig. 1

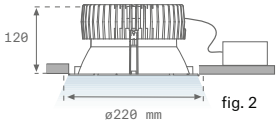

fig. 2

KOMBIC MATT N

W	K	lm Output	Reg.	Fig.	Color	Ref.
17	3000	1982	-	1	□	92.41.35.1
17	3000	1982	DALI	1	□	92.81.35.1
17	4000	2084	-	1	□	92.41.36.1
17	4000	2084	DALI	1	□	92.81.36.1
24	3000	2688	-	1	□	92.41.37.1
24	3000	2688	DALI	1	□	92.81.37.1
24	4000	2826	-	1	□	92.41.38.1
24	4000	2826	DALI	1	□	92.81.38.1
36	3000	3576	-	2	□	92.41.52.1
36	3000	3576	DALI	2	□	92.81.52.1
36	4000	3845	-	2	□	92.41.53.1
36	4000	3845	DALI	2	□	92.81.53.1
20	TW	1350	DALI		□	KO1RD208TWDMAW
31	TW	2000	DALI		□	KO1RD308TWDMAW

Group 0 EN 62471

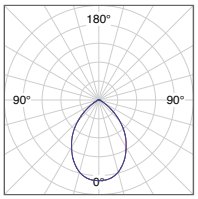

9241351
η = 100%
lmax = 641 cd/klm
UTE: 1,00B + 0,00T
CIE: 71 95 99 100 100



Custom-made possibilities P. 57

1-10V | PUSH | TRIAC

Recessed



Decorative ring

Ref.	Color
92.00.21.0	□
92.00.21.2	■
92.00.21.3	▩



Bluetooth Controller

Ref.
CTR20BLD



IP 54 | GLASS

Transparent diffuser

Ref.	Color
86.06.14.0	□
86.06.14.2	■
86.06.14.3	▩



Ø250 mm adapter ring

Ref.	Color
92.00.22.0	□

MINI KOMBIC SQUARE G2: **MK2**



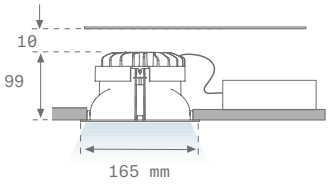

New Coding System

Family	Format	Lm LED	CRI	K	Gears	Finishes	Color
Mini Kombic Square G2 **MK2**	Square **SQ**	1800lm **20** 2700lm **25** 3600lm **35**	80 **8**	3000 **30** 4000 **40**	On/Off **N** DALI **D**	Bright **BR** Matt **MA**	White **W**
Example: **MK2**	**SQ**	**20**	**8**	**30**	**N**	**BR**	**W** = **MK2 SQ 20 8 30 N BR W**

Custom-made possibilities P. 57

Recessed



Decorative frame

Ref.	Color
MKFRSQ170B	■
MKFRSQ170W	□



Transparent diffuser

Ref.	Color
MKDISQ170B	■
MKDISQ170W	□

GLASS IP 54

Technical Characteristics

Optics

BRIGHT

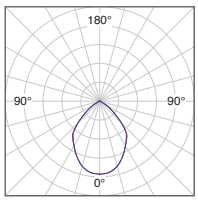

9241390
η = 100%
Imax = 579 cd/klm
UTE: 1,00C + 0,00T
CIE: 67 96 99 100 100



Light output and power

		1800lm		2700lm		3600lm	
		W	lm Output	W	lm Output	W	lm Output
BRIGHT	3000	12	912	17	1253	25	1618
	4000	12	967	17	1305	25	1685



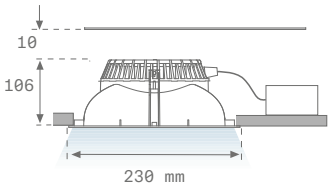

fig. 1

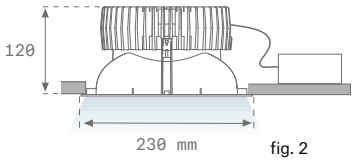

fig. 2

KOMBIC SQUARE

W	K	lm Output	Reg.	Fig.	Color	Ref.
17	3000	1522	-	1	□	92.41.43.0
17	3000	1522	DALI	1	□	92.81.43.0
17	4000	1602	-	1	□	92.41.44.0
17	4000	1602	DALI	1	□	92.81.44.0
24	3000	2024	-	1	□	92.41.45.0
24	3000	2024	DALI	1	□	92.81.45.0
24	4000	2131	-	1	□	92.41.46.0
24	4000	2131	DALI	1	□	92.81.46.0
36	3000	3249	-	2	□	92.41.56.0
36	3000	3249	DALI	2	□	92.81.56.0
36	4000	3494	-	2	□	92.41.57.0
36	4000	3494	DALI	2	□	92.81.57.0

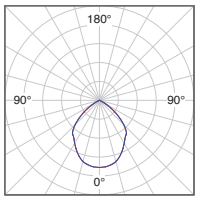

9241430
η = 100%
Imax = 533 cd/klm
UTE: 1,00C + 0,00T
CIE: 64 96 100 100 100



Custom-made possibilities P. 57

Accessories



Decorative frame

Ref.	Color
90.06.20.0	□
90.06.20.2	■



Transparent diffuser

Ref.	Color
90.06.14.0	□
90.06.14.2	■



Concrete recessing box

Ref.	Color
90.00.16.3	◩



Hospital La Florida, Santiago de Chile (Chile)



Centro Pompidou, Málaga (Spain)

Puzzle

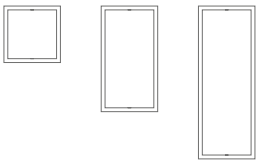

The Puzzle system is designed to combine a series of independent modules of LED light sources, adapting to the lighting needs of each different space and of each project.

These modules are installed in visible or hidden frames of different sizes according to the combination of lamps chosen.
This family is very suitable for the lighting of shops, restaurants, hotels, etc.

Puzzle G2 Individual



LED:1405 lm - 4309 lm
3000, 4000 K
ON/OFF

☐ White

■ Black



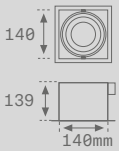

Puzzle G2 Doble



LED: 4688 lm - 8618 lm
3000, 4000 K
ON/OFF

☐ White

■ Black



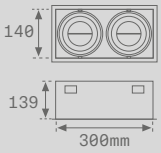

Puzzle G2 Triple



LED: 7032 lm - 12927 lm
3000, 4000 K
ON/OFF

☐ White

■ Black



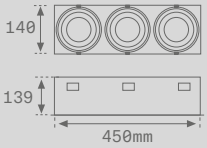



● PUZZLE:
Decorarive frames for PUZZLE recessed installations.





● PUZZLE:
Hidden frames for PUZZLE recessed installations.



Custom-made possibilities

- Dimmable 1-10V
- Dimmable PUSH
- Dimmable TRIAC
- Dimmable DALI
- Emergency battery 1H/ 3H
- LED for RETAIL (VW, meat, fish, bread, fruit)
- Other Distributions SP/VWFL
- Colour rendering index CRI 90
- Tunable White
- Bluetooth control

PUZZLE G2

INDIVIDUAL



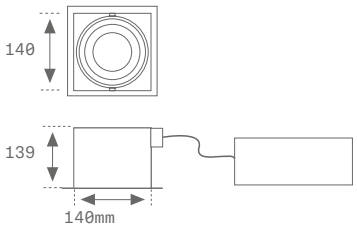

New Coding System

Family	Installation	Format	Lm LED	Optic	CRI	K	Gear	Finishes
Puzzle **PU2**	Recessed **RE**	Individual **1**	1500lm **15**	MFL **MF**	80 **8**	3000 **30**	On/Off **N**	White **W**
			2500lm **25**	FL **FL**		4000 **40**		Black **B**
			3500lm **35**					
			4500lm **45**					
Example: **PU2**	**RE**	**1**	**15**	**MF**	**8**	**30**	**N**	**W** = **PU2 RE 1 15 MF 8 30 N W**

Custom-made possibilities P. 65

Technical Characteristics

Optics

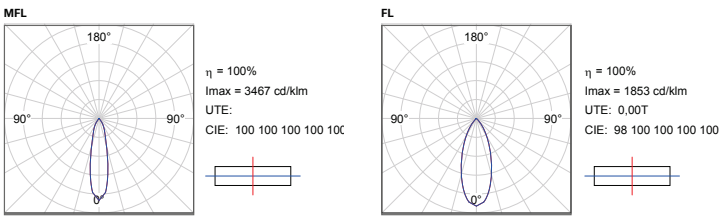

Light Output and power

		1500lm LED		2500lm LED		3500lm LED		4500lm LED	
		W	lm Output	W	lm Output	W	lm Output	W	lm Output
MFL	3000ºK	8	1421	18	2368	27	3229	33	4051
	4000ºK	8	1480	18	2466	27	3363	33	4220
FL	3000ºK	8	1405	18	2344	27	3197	33	4137
	4000ºK	8	1464	18	2442	27	3330	33	4309

PUZZLE G2

DOBLE



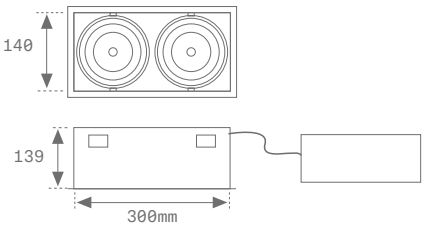

New Coding System

Family	Installation	Format	Lm LED	Optic	CRI	K	Gear	Finishes
Puzzle **PU2**	Recessed **RE**	Doble **2**	2500lm **25** 3500lm **35** 4500lm **45**	MFL **MF** FL **FL**	80 **8**	3000 **30** 4000 **40**	On/Off **N**	White **W** Black **B**
Example: **PU2**	**RE**	**2**	**25**	**MF**	**8**	**30**	**N**	**W** = **PU2 RE 2 25 MF 8 30N W**

Custom-made possibilities P. 65

1-10V PUSH TRIAC DALI LED RETAIL CRI TW

Technical Characteristics

Optics

MFL

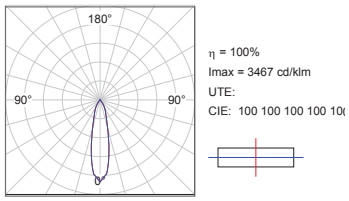

η = 100%
Imax = 3467 cd/klm
UTE:
CIE: 100 100 100 100 10(

FL

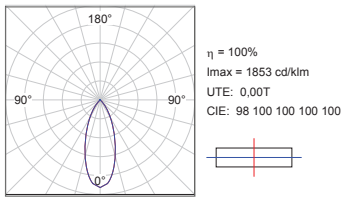

η = 100%
Imax = 1853 cd/klm
UTE: 0,00T
CIE: 98 100 100 100 100

Light Output and power

		2x2500lm LED		2x3500lm LED		2x4500lm LED	
		W	lm Output	W	lm Output	W	lm Output
MFL	3000ºK	36	4736	54	6458	66	8102
	4000ºK	36	4932	54	6726	66	8440
FL	3000ºK	36	4688	54	6394	66	8274
	4000ºK	36	4884	54	6660	66	8618

PUZZLE G2

TRIPLE



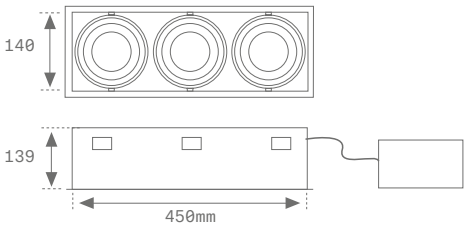

New Coding System

Family	Installation	Format	Lm LED	Optic	CRI	K	Gear	Finishes
Puzzle **PU2**	Recessed **RE**	Triple **3**	2500lm **25** 3500lm **35** 4500lm **45**	MFL **MF** FL **FL**	80 **8**	3000 **30** 4000 **40**	On/Off **N**	White **W** Black **B**
Example: **PU2**	**RE**	**3**	**25**	**MF**	**8**	**30**	**N**	**W** = **PU2 RE 3 25 MF 8 30N W**

Custom-made possibilities P. 65

1-10V PUSH TRIAC DALI LED RETAIL CRI TW

Technical Characteristics

Optics

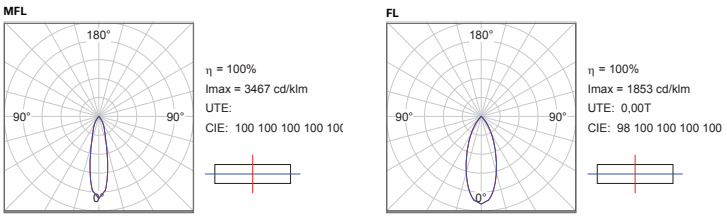

Light Output and power

		3x2500lm		3x3500lm		3x4500lm	
		W	lm Output	W	lm Output	W	lm Output
MFL	3000º	54	7104	87	9687	99	12153
	4000º	54	7398	87	10089	99	12660
FL	3000º	54	7032	87	9591	99	12411
	4000º	54	7326	87	9990	99	12927

PUZZLE

Decorative frames for PUZZLE recessed installations (RE)

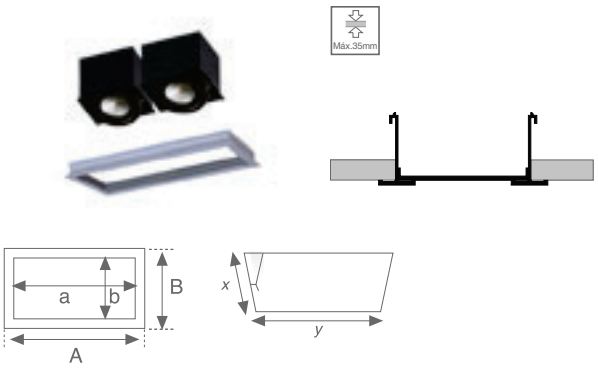

New Coding System

Family	Installation		Kind	Finishes
Puzzle **PU**	Recessed **RE**	Frame **FR**	**1** **2** **3** **4** **5** **6** **9**	White **W**
Example: **PU**	**RE**	**FR**	**1**	**W** **=PUREFR1W**

Hidden frames for PUZZLE recessed installations (TR)

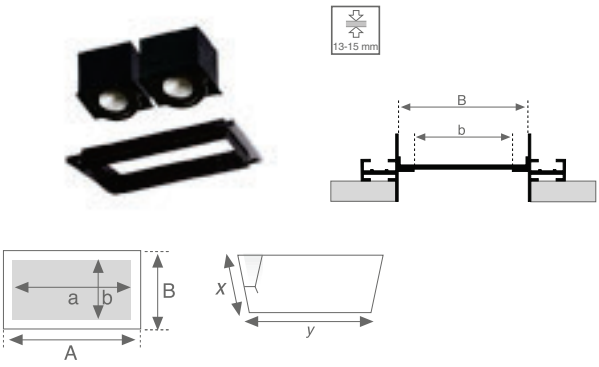

Family	Installation		Kind	Finishes
Puzzle **PU**	Trimless **TR**	Frame **FR**	**1** **2** **3** **4** **5** **6** **9**	White **W** Black **B**
Example: **PU**	**TR**	**FR**	**1**	**W** **=PUTRFR1W**

Dimensional data

Kind	A X B	a x b	x x y	Mód.	Combination
1	186x186	142x142	174x174	A	1A
2	344x190	300x146	332x178	B	2A/B
3	494x190	450x146	482x178	C	3A/A+B/C
4	654x190	610x146	642x178		A+C/B+B/2A+B/4A
5	959x190	915x146	947x178		3B/2C
6	1264x190	1220x146	1252x178		2C+1B
9	344x344	300x300	332x332		2B

Accessories



Módulo A ciego

Ref.	Color	Lmm	Kg
PUCOAB	■	160	0,1
PUCOAW	□	160	0,1



B blind module

Ref.	Color	Lmm	Kg
PUCOBB	■	320	0,2
PUCOBW	□	320	0,2

Components for doing customized hidden frames



90° corner joint
(Uniones incluidas)

Ref.	Color
PUTRFRCRB	■
PUTRFRCRW	□



"U" hidden end frame
1 unit./ref (Uniones incluidas)

Ref.	Color
PUTRFRENB	■
PUTRFRENW	□



Intermediate joint for hidden frames
2 unit./ref

Ref.
PUTRFRJO



Hidden frame profile
1 unit./ref

Ref.	Color
PUTRFRPR1000B	■
PUTRFRPR1000W	□
PUTRFRPR3000B	■
PUTRFRPR3000W	□



Forecast, Bilbao (Spain)



Lacoste (México)

Ocult

"Versatile lighting with the highest comfort"

Design by
Lamp

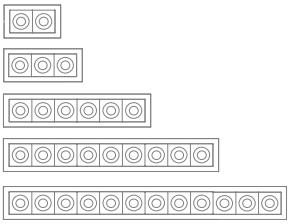

A modular downlight concept has been created with visual comfort as its design starting point, offering excellent lighting versatility under minimal formal expression, with the possibility to choose between accent or general lighting, as well as a wide variety of lengths, modular layouts and finishes.


OCULT
Dissipation
Body
Extruded aluminium
(special lengths)
OPTICS
. MFL
. WFL
2 INSTALLATIONS
- RECESSED
- PRIMLESS
33°
33 MAX
REFLECTOR
- BLACK
- WHITE
- GREY
- COOPER
cut off
UGR ∠19!!!
MODULS
33
LAMP
Worktitude for light

Ocult 2 modules



LED: 400 lm
3000, 4000 K
ON/OFF - DALI

☐ White

■ Black



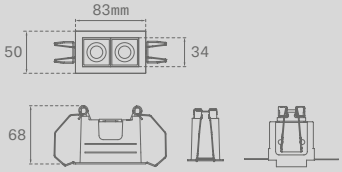

Ocult 3 modules



LED: 600 lm
3000, 4000 K
ON/OFF - DALI

☐ White

■ Black



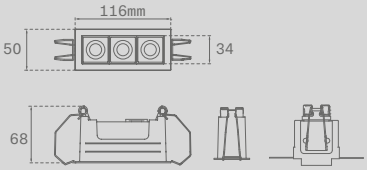

Ocult 6 modules



LED: 1200 lm
3000, 4000 K
ON/OFF - DALI

☐ White

■ Black



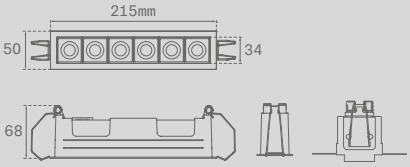

Ocult 9 modules



LED: 1800 lm
3000, 4000 K
ON/OFF - DALI

☐ White

■ Black



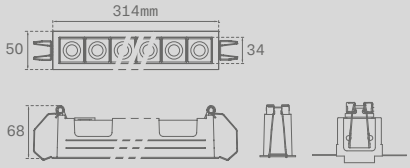

Ocult 12 modules



LED: 2200 lm
3000, 4000 K
ON/OFF - DALI

☐ White

■ Black



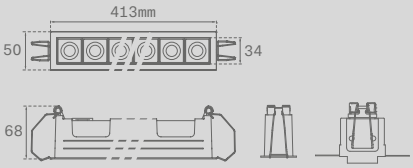







Ocult is a linear downlight family with reduced dimensions, different finishes, lengths and lighting outputs (400 to 2200lm).

All models have two installation options: recessed with Trim or recessed trimless. It is made of an extruded aluminium body that integrates LED, optics and secondary reflector, made of polycarbonate.
It is available in different colour temperatures 3000K and 4000K; and beam angles (medium flood and wide flood).
The body of the Trim model it is available in two different finishes (textured black and white) and secondary reflectors in (copper-plated, silver-plated, textured black and textured white).
The optical design is composed by an optic and a secondary reflector with a textured black finishing for a better glare rating and visual comfort result.

Custom-made possibilities

- Dimmable 1-10V
- Dimmable PUSH
- Bluetooth control
- Light Output
- 2700 K
- Colour rendering index CRI 90
- Lenghts (max. 12 modules)
- Finishes



Installation Frame



Extruded heat sink body
Allows modularity



PCB with HI-POWER LED

3000K - CRI80
4000K - CRI80

Optics





High glare comfort reflector

- White
- Black
- Silver Metallized
- Copper Metallized

Optics

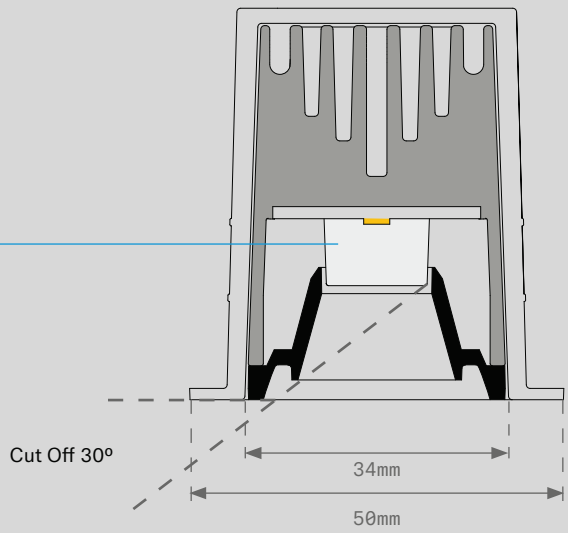

INSTALLATION

Frame



Trimless



FINISHINGS









MODULATION











IP 20 · 650º · 1-35 mm · AI · LED

OCULT RECESSED N

2 MODULES



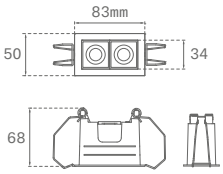

9 MODULES



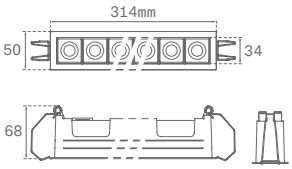

3 MODULES



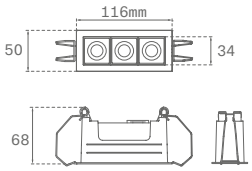

12 MODULES



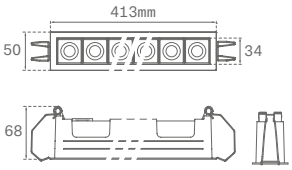

6 MODULES



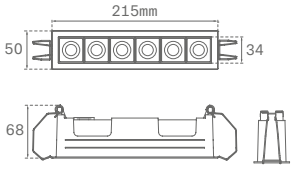

● New Coding System

Family	Installation	Modules	Lm LED	Optic	CRI	K	Gear	Int. Color	Ext. Color
Ocult **OD1** Downlight	Recessed **RE**	**2**	400lm **04**	MFL **MF**	80 **8**	3000 **30**	On/Off **N**	Black **B**	Black **B**
		3	600lm **06**	WFL **WF**		4000 **40**	DALI **D**		White **W**
		6	1200lm **12**						
		9	1800lm **18**						
		12	2400lm **22**						
Example: **OD1**	**RE**	**2**	**04**	**MF**	**8**	**30**	**N**	**B**	**B** = **OD1RE204MF830NBB**

Custom-made possibilities P. 75

1-10V · PUSH · ↑lm · K · CRI · L

Technical Characteristics

Optics

MFL

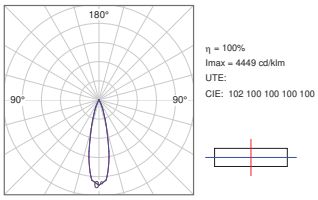

UGR <10
For 4H, 8H 70/ 50 /20

WFL

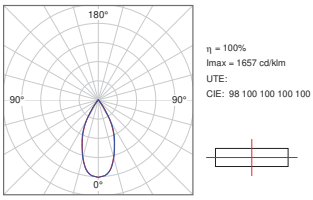

UGR <19
For 4H, 8H 70/ 50 /20

Light Output and power

		2 MOD		3 MOD		6 MOD		9 MOD		12 MOD	
		400lm LED		600lm LED		1200lm LED		1800lm LED		2200lm LED	
		W	lm Output	W	lm Output	W	lm Output	W	lm Output	W	lm Output
MFL(24º)	3000K	4	360	6	540	12	1080	18	1620	24	2160
	4000K	4	360	6	540	12	1080	18	1620	24	2160
WFL(48º)	3000K	4	366	6	549	12	1098	18	1647	24	2196
	4000K	4	366	6	549	12	1098	18	1647	24	2196

Dimensional data

	2 MOD	3 MOD	6 MOD	9 MOD	12 MOD
X x Y	43x74	43x107	43x207	43x307	43x407

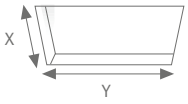

Accessories



Reflector (2 modules)

Ref.	Color
ODRF2C	■
ODRF2M	■
ODRF2W	□



Reflector (3,6,9,12 modules)

Ref.	Color
ODRF3C	■
ODRF3M	■
ODRF3W	□

OCULT TRIMLESS N

2 MODULES



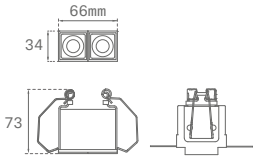

9 MODULES



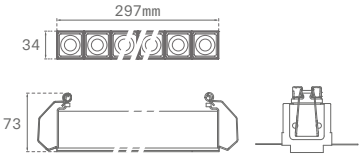

3 MODULES



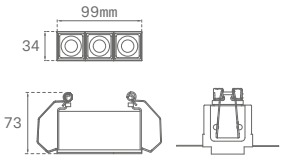

12 MODULES



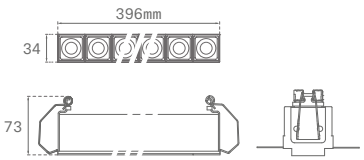

6 MODULES



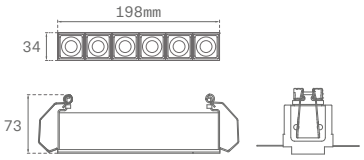

Recessing box included

New Coding System

Family	Installation	Modules	Lm LED	Optic	CRI	K	Gear	Int. Color	
Ocult **OD1** Downlight	Trimless **TR**	**2**	400lm **04**	MFL **MF** WFL **WF**	80 **8**	3000 **30** 4000 **40**	On/Off **N** DALI **D**	Black **B**	
		3	600lm **06**						
		6	1200lm **12**						
		9	1800lm **18**						
		12	2400lm **22**						
Example: **OD1**	**TR**	**2**	**04**	**MF**	**8**	**30**	**N**	**B**	= **OD1TR2 04MF8 30NB**

Custom-made possibilities P. 75

Technical Characteristics

Optics

MFL

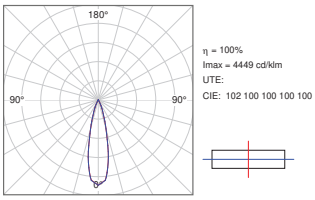

UGR <10
For 4H, 8H 70/ 50 /20

WFL

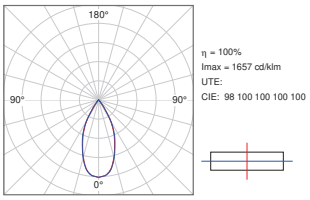

UGR <19
For 4H, 8H 70/ 50 /20

Light Output and power

		2 MOD		3 MOD		6 MOD		9 MOD		12 MOD	
		400lm LED		600lm LED		1200lm LED		1800lm LED		2200lm LED	
		W	lm Output	W	lm Output	W	lm Output	W	lm Output	W	lm Output
MFL(24º)	3000K	4	360	6	540	12	1080	18	1620	24	2160
	4000K	4	360	6	540	12	1080	18	1620	24	2160
WFL(48º)	3000K	4	366	6	549	12	1098	18	1647	24	2196
	4000K	4	366	6	549	12	1098	18	1647	24	2196

Dimensional data

	2 MOD	3 MOD	6 MOD	9 MOD	12 MOD
X x Y	55x74	55x107	55x207	55x307	55x407

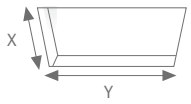

Accessories



Reflector (2 modules)

Ref.	Color
ODRF2C	
ODRF2M	
ODRF2W	



Reflector (3,6,9,12 modules)

Ref.	Color
ODRF3C	
ODRF3M	
ODRF3W	

Moody

“Just play”

Design by
Lamp

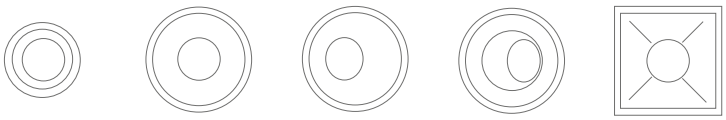

A tool created for play. A family in which the “Do it yourself” concept is valued above all else. Experiment with light and play with the product, changing its parts and discovering the different roles that the luminaire can play in the same space.



Moody Reflector Round



LED: 435 lm - 1172 lm
2700 / 3000 / 4000 K
ON/OFF, TRIAC/DALI

- ☐ Matt White
- ■ Black
- ☐ Silver metallized
- ■ Copper Metallized

LED



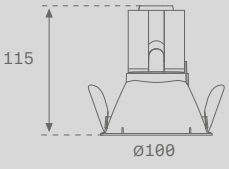

MO208SP827TB +
MORFRD100FXB

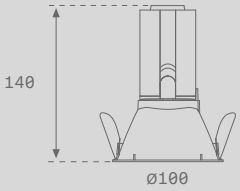

MO215SP827TB +
MORFRD100FXB

Moody Reflector Square



LED: 435 lm - 1172 lm
2700 / 3000 / 4000 K
ON/OFF, TRIAC/DALI

- ☐ White
- ■ Black
- ☐ Silver Metallized
- ■ Copper Metallized

LED

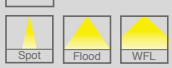

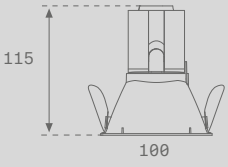

MO208SP827TB +
MORFSQ100FXB

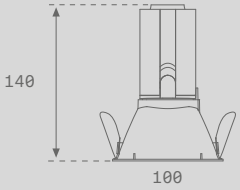

MO215SP827TB +
MORFSQ100FXB

Moody Reflector Mini



LED: 435 lm - 1172 lm
2700 / 3000 / 4000 K
ON/OFF, TRIAC/DALI

- ☐ White
- ■ Black
- ☐ Silver Metallized
- ■ Copper Metallized

LED



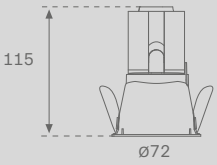

MO208SP827TB +
MORFRD072FXB

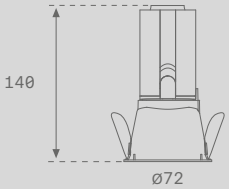

MO215SP827TB +
MORFRD072FXB

Moody Reflector Asymmetrical



LED: 435 lm - 1172 lm
2700 / 3000 / 4000 K
ON/OFF, TRIAC/DALI

- ☐ White
- ■ Black
- ☐ Silver Metallized
- ■ Copper Metallized

LED



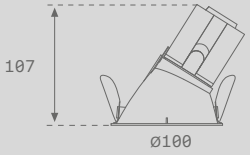

MO208SP827TB +
MORFRD100ASB

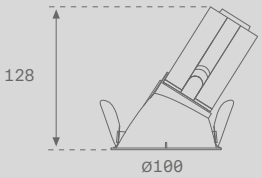

MO215SP827TB +
MORFRD100ASB

Moody Reflector Adjustable



LED: 435 lm - 1172 lm
2700 / 3000 / 4000 K
ON/OFF, DALI

- ☐ Matt
- ■ Black
- ☐ Silver Metallized
- ■ Copper Metallized

LED



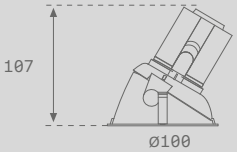

MO208SP827TB +
MORFRD100ADB

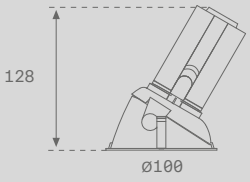

MO215SP827TB +
MORFRD100ADB





Moody is a family of recessed LED downlights for HOSPITALITY interior lighting applications that stands out for its versatility.

The family is made up of two Cores with two different outputs: Core Moody 800 and Core Moody 1700, with different beam angles (SP, FL, WFL), three colour temperatures (2700K, 3000K or 4000K) and two CRIs (CRI 80 for 3000 and 4000; and CRI 90 for 2700K).
The body is made of injected aluminium with a cataphoresis surface treatment that incorporates the COB technology. The Core is combined with the Moody reflector, having a choice of 5 different possibilities: fixed, adjustable, asymmetrical round, fixed square or mini round. The reflector is made of injected polycarbonate, and is available in texturized white, texturized black, silver metallized or copper metallized.
With an IP20 protection level and class II insulation.
Also with an IP55 protection by adding an accessory decorative ring in the reflector in the largest diameter.

Custom-made possibilities

- Dimmable 1-10V
- Colour rendering index CRI 90 / 80
- Finishes
- Dimmable PUSH
- Tunable White
- Bluetooth control

Heat disipation



Chip On Board LED

2700 K - CRI 90
3000K - CRI 80
4000K - CRI 80



Beam reflector





Optical accessories

(max. 2 accessories applicable per luminaire)







Recessed trim reflector

LIGHTING'S TOOL

1 Light engine



2 Optical accessories



INTERIOR DESIGNER'S TOOL

3 Recessed trim reflector



4 Different types of finishes









MOODY CORE 800 G2



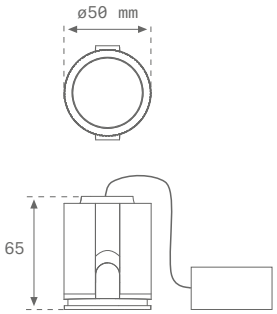

MOODY CORE 1700 G2



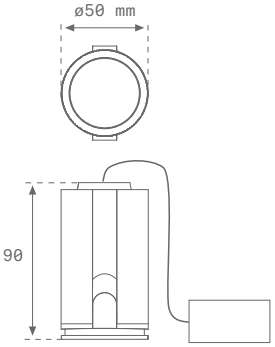

New Coding System

Family	Lm LED	Optics	CRI	K	Gears	Finishes
Moody G2 **M02**	800lm **08**	SP **SP**	90 **9**	2700 **27**	TRIAC **T**	Black **B**
	1700lm **15**	FL **FL**	80 **8**	3000 **30**	DALI **D**	
		WFL **WF**		4000 **40**		
Example: **M02**	**08**	**SP**	**9**	**27**	**T**	**B** = **M02 08 SP 9 27 T B**

Custom-made possibilities P. 85

1-10V PUSH CRI TW

Technical Characteristics

Optics

SP

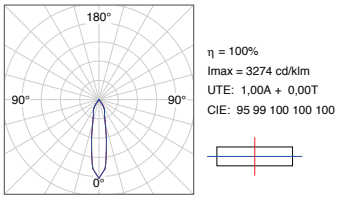

η = 100%
Imax = 3274 cd/klm
UTE: 1,00A + 0,00T
CIE: 95 99 100 100 100

FL

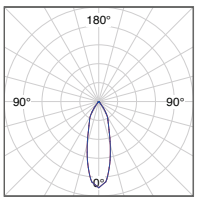

η = 100%
Imax = 2280 cd/klm
UTE: 1,00A + 0,00T
CIE: 95 99 100 100 100

WF

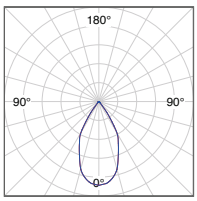

η = 100%
Imax = 1329 cd/klm
UTE: 1,00A + 0,00T
CIE: 94 98 99 100 100

Light output and power

			800lm		1500lm	
		CRI	W	lm Output	W	lm Output
SP	2700K	90	5	435	12	900
	3000K	80	5	531	12	1100
	4000K	80	5	565	12	1172
FL	2700K	90	5	435	12	900
	3000K	80	5	531	12	1100
	4000K	80	5	565	12	1172
WFL	2700K	90	5	435	12	900
	3000K	80	5	531	12	1100
	4000K	80	5	565	12	1172

Recessed reflector




Moody fixed round reflector

Ref.	Color
MORFRD100FXB	■
MORFRD100FXC	■
MORFRD100FXM	■
MORFRD100FXW	□

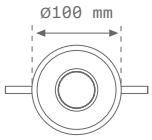




Moody adjustable round reflector

Ref.	Color
MORFRD100ADB	■
MORFRD100ADC	■
MORFRD100ADM	■
MORFRD100ADW	□

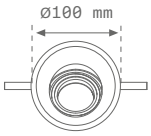




Moody asymmetrical round reflector

Ref.	Color
MORFRD100ASB	■
MORFRD100ASC	■
MORFRD100ASM	■
MORFRD100ASW	□

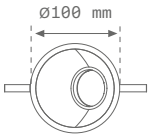


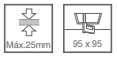

Moody fixed square reflector

Ref.	Color
MORFSQ100FXB	■
MORFSQ100FXC	■
MORFSQ100FXM	■
MORFSQ100FXW	□

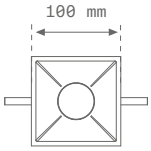




Moody mini reflector

Ref.	Color
MORFRD072FXB	■
MORFRD072FXC	■
MORFRD072FXM	■
MORFRD072FXW	□

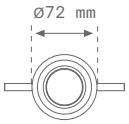



Moody IP55 reflector

Ref.	Color
MORFRD100FX55B	■
MORFRD100FX55W	□

Accessories



Transparent diffuser

Ref.
MOTRIP44

IP 44



Anti-glare honeycomb grille

Ref.
MOHOB



Bulb socket adapter

Ref.
MOADGU10
MOADGU53



Refractor for eliptical distribution of luminous flux

Ref.
MOEL



Buffer

Ref.
MOCUFL
MOCUMF
MOCUVWF



Moody Core 800 with recessed reflector

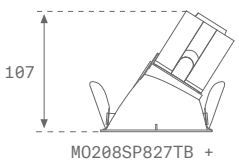

MO208SP827TB +
MORFRD100ASB

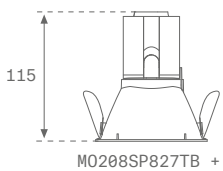

MO208SP827TB +
MORFRD100FXB

Moody Core 1700 with recessed reflector

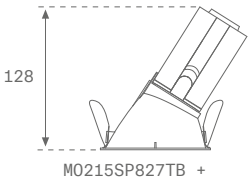

MO215SP827TB +
MORFRD100ASB

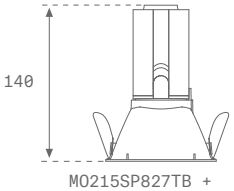

MO215SP827TB +
MORFRD100FXB



Centro Pompidou de Málaga (Spain)



Oficinas Cuatrecasas Almagro, Madrid (Spain)

Ring

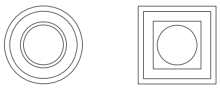

The Ring family includes different models for low voltage dichroic type lamps and for integrated LED lamps.

There are circular and square fixed models. Ideal luminaires for applications in shops, hotels, walkways and homes.



Round RING THINNER FRAME

△°	W	K	lm Output	Reg.	Color	Ref.
28º	10	3000	971	TRIAC	□	92.51.50.0

W	Color	Ref.
50	□	92.01.28.0

ref: 92.47.71.0

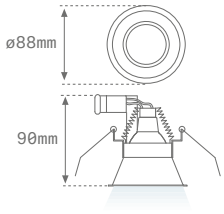

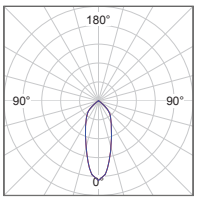

9251500
η = 100%
Imax = 1262 cd/klm
UTE: 1,00B + 0,00T
CIE: 78 98 100 100 100



Square RING THINNER FRAME

△°	W	K	lm Output	Color	Ref.
28º	10	3000	971	□	92.51.51.0

W	Color	Ref.
50	□	92.01.29.0

ref: 92.47.71.0

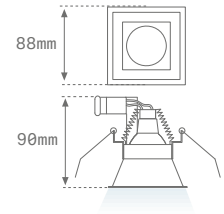

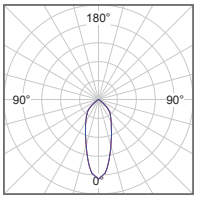

9251510
η = 100%
Imax = 1262 cd/klm
UTE: 1,00B + 0,00T
CIE: 78 98 100 100 100



Power supply

W	Ref.	
20/60	92.47.71.0	12V

Mini Puzzle



The range of Mini Puzzle recessed downlights are designed for low voltage lamps such as dichroics or LEDs.

The range of Mini Puzzle recessed downlights are designed for low voltage lamps such as dichroics or LEDs. This family is divided into 2 versions: 1 or 2 lamp downlights with multi-directional gimbal system, and individual downlights. The individual downlight version with an opal glass model.
All Mini Puzzle are available in white finish.
Ideal luminaires for applications such as shops, restaurants, hotels, homes, etc.



MINI PUZZLE

△	W	lm Output	Color	Ref.
38º	6	685	□	49.41.51.0

LED 3000 K · 350 mA · 95 x 95

ref: 92.47.69.0

W	Color	Ref.
1x50	□	49.01.50.0

GU 5,3 QR-CBC51 · 12V · 95 x 95

ref: 92.47.71.0

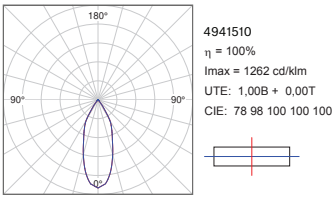

4941510
η = 100%
Imax = 1262 cd/klm
UTE: 1,00B + 0,00T
CIE: 78 98 100 100 100

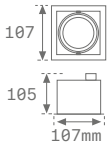



△	W	lm Output	Color	Ref.
38º	2x6	1370	□	49.42.51.0

LED 3000 K · 350 mA · 95 x 190

ref: 92.47.69.0

W	Color	Ref.
2x50	□	49.02.50.0

GU 5,3 QR-CBC51 · 12V · 95 x 190

ref: 92.47.71.0

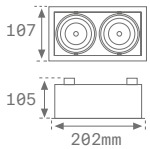



Power supply

W	Ref.		
6-10	92.47.69.0	350mA	ON/OFF
15	92.57.70.0	350mA	1-10V
15	92.87.70.0	350mA	DALI
20/60	92.47.71.0	12V	

IP 20

Mun

“Light to watch and light to contemplate”

Design by
Lamp

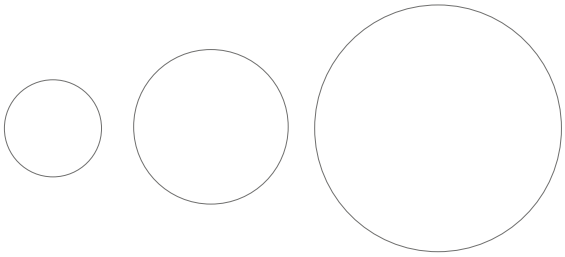

Light is often thought of as a tool that serves technical and functional purposes, but light can also be used as a tool to create environments. Light with which to see and light to admire. Why not deliver these two visions in one family?



P.96 / 176 P.176



Mun Light 300



LED: 716 lm - 1613 lm
3000 / 4000 K

☐ Texturised white

■ Texturised graphite

LED

General

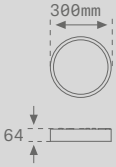

Mun Light 480



LED: 2181 lm - 4576 lm
3000 / 4000 K

☐ Texturised white

■ Texturised graphite

LED

General

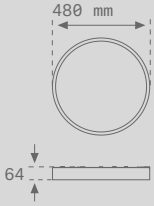

Mun Light 780



LED: 6602 lm - 6694 lm
3000 / 4000 K

Texturised white

Texturised graphite

LED

General

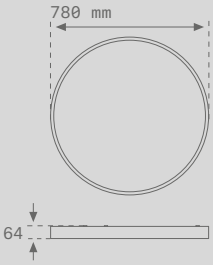



Composition models (luminance equivalent)





Mun is a family made up of a range of surface-mounted downlights and a range of wall mounted.

Due to its different sizes it is possible to create different lighting setups.
The Mun Light (downlight) range is designed for general indoor lighting and may be ceiling-mounted or suspended. This range is comprised of three models differentiated by its diameter: Mun Light 780, Mun Light 480 and Mun Light 300, in which the LED power, color temperature (3000K or 4000K) and outer luminaire diameter vary. It is aimed at lighting projects with a good lm output. The luminaire body is made of extruded aluminum and curved with a special manufacturing process. The diffuser is made of opal polycarbonate especially for LED.
Mun is available in texturized white or texturized graphite and are ideal for applications such as hotels, restaurants, shops, homes...

Custom-made possibilities

- Dimmable 1-10V
- Dimmable PUSH
- Dimmable TRIAC
- Dimmable DALI
- Emergency battery 1H/ 3H
- Finishes
- Bluetooth control

CE | IP 20 | IK 08 | CLASE I | AI | 650º | PMMA DIFUSER | LED



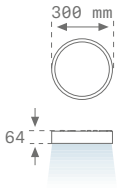

Surface MUN LIGHT 300

W	K	lm Output	Color	Ref.
8	3000	761	□	105.41.02.0*
8	3000	716	■	105.41.02.2*
8	4000	761	□	105.40.02.0*
8	4000	716	■	105.40.02.2*
22	3000	1613	□	105.41.04.0
22	3000	1492	■	105.41.04.2
22	4000	1613	□	105.40.04.0
22	4000	1492	■	105.40.04.2

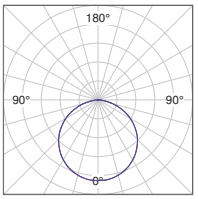

10541020
η = 100%
Imax = 342 cd/klm
UTE: 1,00E + 0,00T
CIE: 46 79 96 100 100



Custom-made possibilities P. 99

1-10V | PUSH | TRIAC | DALI



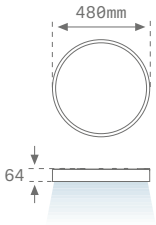

Surface MUN LIGHT 480

W	K	lm Output	Color	Ref.
20	3000	2311	□	105.41.01.0*
20	3000	2181	■	105.41.01.2*
20	4000	2311	□	105.40.01.0*
20	4000	2181	■	105.40.01.2*
59	3000	4576	□	105.41.03.0
59	3000	4317	■	105.41.03.2
59	4000	4576	□	105.40.03.0
59	4000	4317	■	105.40.03.2

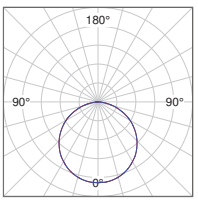

10541010
η = 100%
Imax = 342 cd/klm
UTE: 1,00E + 0,00T
CIE: 46 78 96 100 100



Custom-made possibilities P. 99

1-10V | PUSH | TRIAC | DALI



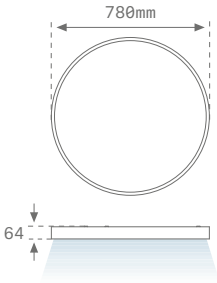

Surface MUN LIGHT 780

W	K	lm Output	Color	Ref.
60	3000	6994	□	105.41.00.0*
60	3000	6602	■	105.41.00.2*
60	4000	6994	□	105.40.00.0*
60	4000	6602	■	105.40.00.2*

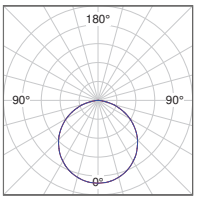

10541000
η = 100%
Imax = 351 cd/klm
UTE: 1,00E + 0,00T
CIE: 47 79 96 100 100



Custom-made possibilities P. 99

1-10V | PUSH | TRIAC | DALI

*Composition models (luminance equivalent)

CE IP 20 IK 08 CLASE I AI 650º PMMA DIFUSER LED



Suspended MUN LIGHT 300

W	K	lm Output	Color	Ref.
8	3000	761	□	105.41.09.0*
8	3000	716	■	105.41.09.2*
8	4000	761	□	105.40.09.0*
8	4000	716	■	105.40.09.2*
22	3000	1613	□	105.41.08.0
22	3000	1492	■	105.41.08.2
22	4000	1613	□	105.40.08.0
22	4000	1492	■	105.40.08.2

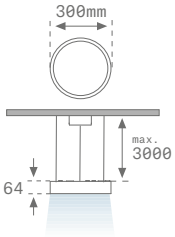

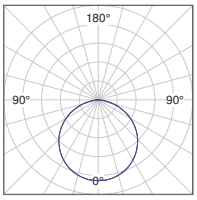

10541090
η = 100%
Imax = 342 cd/klm
UTE: 1,00E + 0,00T
CIE: 46 79 96 100 100



Custom-made possibilities P. 99

1-10V PUSH TRIAC DALI



Suspended MUN LIGHT 480

W	K	lm Output	Color	Ref.
20	3000	2311	□	105.41.07.0*
20	3000	2181	■	105.41.07.2*
20	4000	2311	□	105.40.07.0*
20	4000	2181	■	105.40.07.2*
59	3000	4576	□	105.41.06.0
59	3000	4317	■	105.41.06.2
59	4000	4576	□	105.40.06.0
59	4000	4317	■	105.40.06.2

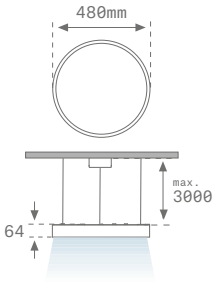

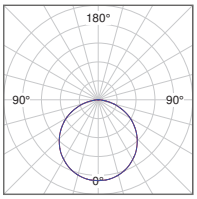

10541070
η = 100%
Imax = 342 cd/klm
UTE: 1,00E + 0,00T
CIE: 46 78 96 100 100



Custom-made possibilities P. 99

1-10V PUSH TRIAC DALI



Suspended MUN LIGHT 780

W	K	lm Output	Color	Ref.
60	3000	6994	□	105.41.05.0*
60	3000	6602	■	105.41.05.2*
60	4000	6994	□	105.40.05.0*
60	4000	6602	■	105.40.05.2*

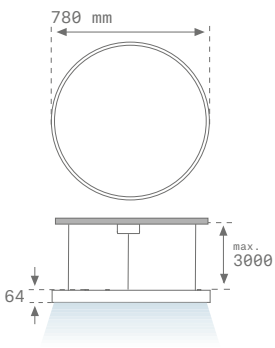

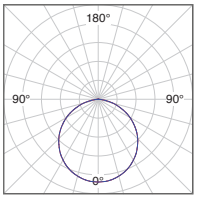

10541050
η = 100%
Imax = 351 cd/klm
UTE: 1,00E + 0,00T
CIE: 47 79 96 100 100



Custom-made possibilities P. 99

1-10V PUSH TRIAC DALI

*Composition models (luminance equivalent)





Stormbell

“A timeless bell fixture design”

Design by
artec3 Studio

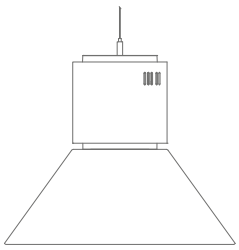

Designed as the successor to the most iconic Lamp bell fixture. A timeless design clearly inspired by rationalism. An interaction between the different types of lighting and accessories allows you to create different environments. It is perfect for use in retail and hospitality spaces.



Stormbell



LED: 2402 lm - 3900 lm
3000 / 4000 K

White / Black



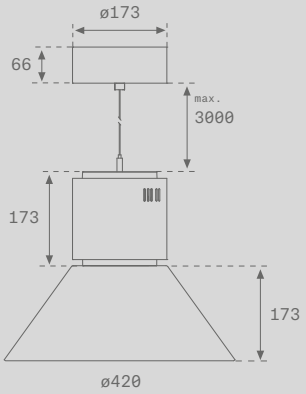



- STORMBELL:
104.41.00.1 + 104.00.10.2

Stormbell Deco



LED: 2648 lm - 4837 lm
3000 / 4000 K

White

Black



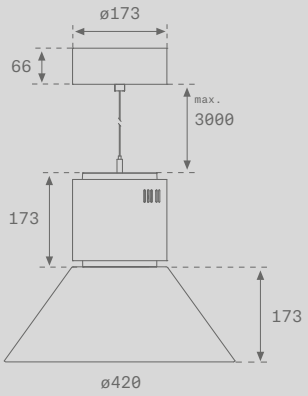



- STORMBELL DECO:
104.41.00.2 + 104.00.12.2



Stormbell is a family of LED pendant downlights for indoor use.

Because of its design, it is an ideal solution for lighting shops, hotels, restaurants, etc. Stormbell is comprised of a white or black lacquered aluminium extruded lamp body with two types of light flows, light output angles Flood or Wide Flood and two colour temperatures (3000K or 4000K). Depending on the application, it has a direct light Core, or the model Stormbell Deco with a light diffuser effect at the junction of the Core and the reflector. The reflectors/diffusers are made of special polycarbonate for LED and have three types of finish that offer different lighting possibilities: white, black and opal. The luminaire has an IP20 degree of protection and class I electrical insulation.
The luminaire must always be installed suspended at a maximum of 3m. Accessories may also be incorporated to make the setting more comfortable for the eye.

Custom-made possibilities

- Dimmable 1-10V
- Dimmable PUSH
- Dimmable TRIAC
- Dimmable DALI
- Finishes
- Bluetooth control


1 Light engine
2 Optical accessories
3 Reflector







CE IP 20 CLASE I AI 960° LED



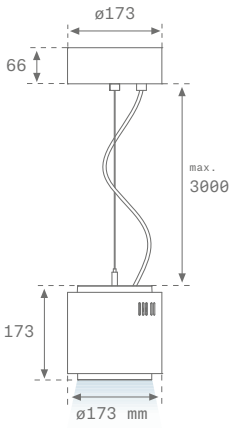

CORE STORMBELL

△°	W	K	lm Output	Color	Ref.
39º	24	3000	2402	◪	104.41.00.1
39º	24	4000	2468	◪	104.40.00.1
39º	44	3000	3690	◪	104.41.02.1
39º	44	4000	3793	◪	104.40.02.1
57º	24	3000	2492	◪	104.41.01.1
57º	24	4000	2561	◪	104.40.01.1
57º	44	3000	3795	◪	104.41.03.1
57º	44	4000	3900	◪	104.40.03.1

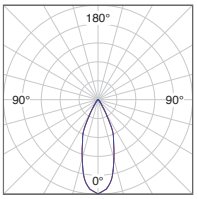

10441001
η = 100%
lmax = 1994 cd/klm
UTE: 1,00A + 0,00T
CIE: 95 99 100 100 100

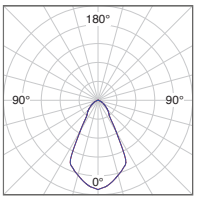

10441011
η = 100%
lmax = 944 cd/klm
UTE: 1,00B + 0,00T
CIE: 78 95 100 100 100

Custom-made possibilities P. 107

1-10V PUSH TRIAC DALI



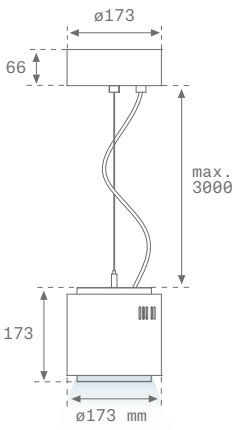

CORE STORMBELL DECO

△°	W	K	lm Output	Color	Ref.	Color	Ref.
39º	24	3000	2648	■	104.41.00.2	□	104.41.00.0
39º	24	4000	2722	■	104.40.00.2	□	104.40.00.0
39º	44	3000	4152	■	104.41.02.2	□	104.41.02.0
39º	44	4000	4267	■	104.40.02.2	□	104.40.02.0
57º	24	3000	2985	■	104.41.01.2	□	104.41.01.0
57º	24	4000	3068	■	104.40.01.2	□	104.40.01.0
57º	44	3000	4707	■	104.41.03.2	□	104.41.03.0
57º	44	4000	4837	■	104.40.03.2	□	104.40.03.0

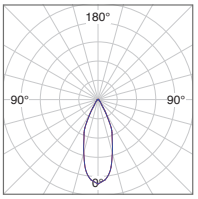

10441000
η = 100%
lmax = 1754 cd/klm
UTE: 0,98A + 0,03T
CIE: 89 96 99 97 100

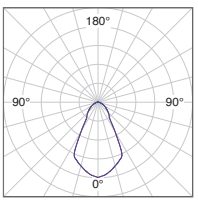

10441010
η = 100%
lmax = 796 cd/klm
UTE: 0,98B + 0,03T
CIE: 71 90 99 97 100

Custom-made possibilities P. 107

1-10V PUSH TRIAC DALI

Reflector



White reflector

Ref.	hmm	ømm
104.00.10.0	173	420

850º PC

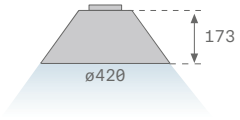



Black reflector

Ref.	hmm	ømm
104.00.10.2	173	420

850º PC

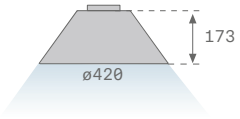



Tramslucid diffuser

Ref.	hmm	ømm
104.00.12.0	173	420

850º PC

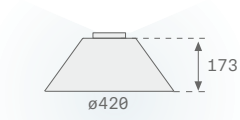

Accessories



Anti-glare honeycomb grille

Ref.	ømm
104.00.13.2	102



Transparent glass protector

Ref.	ømm
104.00.14.0	102



Opal glass protector

Ref.	ømm
104.00.15.0	102

Reflector/Diffuser mandatory to use accessories

Maui

“Technical solutions should not be boring”

Design by
lagranja design

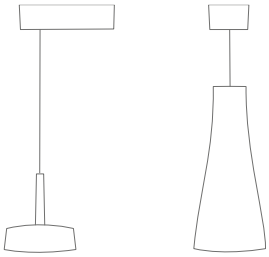

LED lighting offers great energy-saving advantages, but it can also be quite aggressive and sharp. For this reason, we have decided to hide it within a cavity that does not stop the light from reaching the surface it is intended to illuminate, but does prevent it from going directly into your eyes.

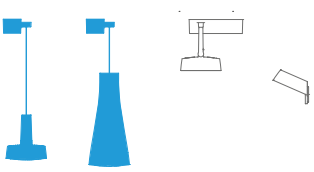

P.112 P.112 P.170 P.192



Maui G2



LED: 650 lm - 1200 lm
3000 K

- Texturised white
- Texturised yellow
- Texturised graphite
- Chrome

LED

Spot

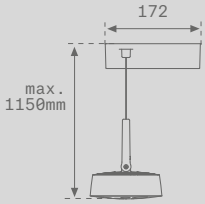

Maui Deco G2



LED: 650 lm - 1200 lm
3000 K

- Texturised white
- Texturised graphite
- Chrome

LED

Spot

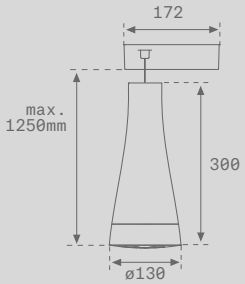











The Maui family consists of pendulum downlights, wall mounted luminaires and spotlights, ideal for both general and spot lighting.

All models include warm white LEDs (3200ºK), providing efficient glare-free lighting ideal for hotels, restaurants, shops and homes.
The pendulum models have two versions, a small one (with control gear built into the filial) and another with a greater visual presence (with the control gear inside the body). Both models are characterized by a system of non-flush reflectors with LEDs on the inside that provide high visual comfort.
Made of die cast aluminium, they are available in 4 finishes: texturized white, texturized graphite, texturized yellow and chrome, and 2 luminous fluxes.

Custom-made possibilities

Finishes

CE | IP 20 | AI | 850° | LED 3000 K

MAUI G2



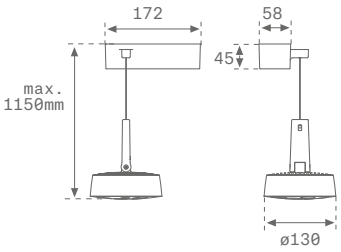

New Coding System

Family	Format	Lm LED	Optics	CRI	K	Gears	Finishes
Maui G2 **MA2**	Suspended **SU**	800lm **08** 1500lm **15**	SP **SP**	80 **8**	3000 **30**	On/Off **N**	Black **B** White **W** Yellow **Y** Chrome **R**
Example: **MA2**	**SU**	**08**	**SP**	**8**	**30**	**N**	**B** = **MA2 SU 08 SP 8 30 N B**

MAUI DECO G2



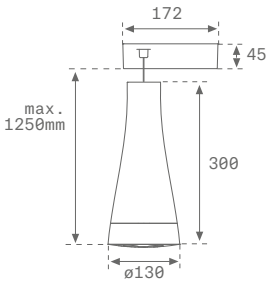

New Coding System

Family	Format	Lm LED	Optics	CRI	K	Gears	Finishes
Maui G2 **MA2**	Suspended Deco **SD**	800lm **08** 1500lm **15**	SP **SP**	80 **8**	3000 **30**	On/Off **N**	Black **B** White **W** Chrome **R**
Example: **MA2**	**SD**	**08**	**SP**	**8**	**30**	**N**	**B** = **MA2 SD 08 SP 8 30 N B**

Custom-made possibilities P. 115

Technical Characteristics

Optics

SP

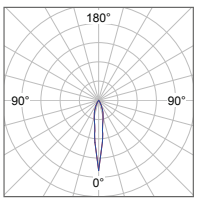

η = 100%
Imax = 5469 cd/klm
UTE:
CIE: 102 100 100 100 100



Light output and power

		800lm		1500lm	
		W	lm Output	W	lm Output
SP	3000K	8	650	15	1200



Nueva Academia L'Oréal Productos Profesionales (Spain)

Train

“Visually pleasing integration”

Design by
Oriol Guimerà, Joan Cinca & Lamp

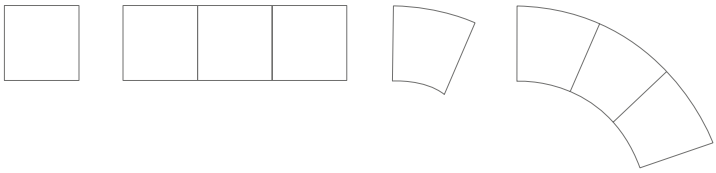

Derived from a concept based on lighting comfort,
this family allows you to freely create shapes.
It is a system that looks for creative composition
in order to adapt and integrate into any space.



Individual Train Surface



LED: 308 lm
3000 K

- ☐ Texturised White
- ■ Texturised Graphite
- ◪ Chrome



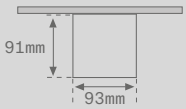

Curved Individual Train Surface



LED: 308 lm
3000 K

- ☐ Texturised White
- ■ Texturised Graphite
- ◪ Chrome



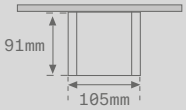

Triple Train Surface



LED: 924 lm
3000 K

- ☐ Texturised White
- ■ Texturised Graphite
- ◪ Chrome





Curved Triple Train Surface



LED: 924 lm
3000 K

- ☐ Texturised White
- ■ Texturised Graphite
- ◪ Chrome





Individual Train Suspended



LED: 308 lm
3000 K

- ☐ Texturised White
- ■ Texturised Graphite
- ◪ Chrome



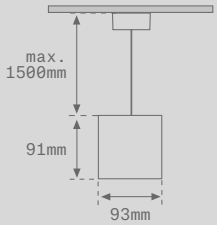

Triple Train Suspended



LED: 924 lm
3000 K

- ☐ Texturised White
- ■ Texturised Graphite
- ◪ Chrome



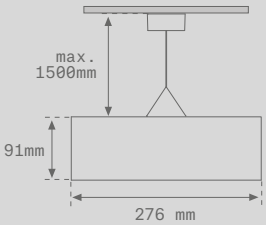



Train is a family consisting of four ceiling mounted modules and two suspended luminaires ideal for general lighting.

All models include a patented system of indirect reflection of the light emitted by the LEDs, which provide very comfortable lighting and a very low level of glare (UGR <19). The bodies are made of die cast aluminium and the optics of moulded metallized polycarbonate. All models are available in 3 finishes: texturised white, texturised graphite and chrome. The four ceiling mounted models, with their rectilinear and curved forms, are combinable and allow us to create endless arrangements.
All models include warm white LEDs (3000ºK) providing comfortable lighting ideal for hotels, restaurants, shops, offices and homes.

Custom-made possibilities

1-10V Dimmable 1-10V

K 4000 K

CE | IP 20 | CLASE I | AI | 850º | LED 3000 K



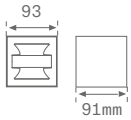

Individual TRAIN surface

W	lm output	Color	Ref.
6	308	□	87.41.10.0
6	308	■	87.41.10.2
6	308	◪	87.41.10.3

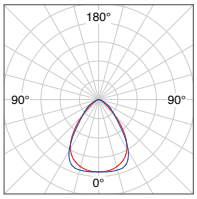

8741100
η = 100%
Imax = 568 cd/klm
UTE: 1,00B + 0,00T
CIE: 72 94 99 100 100



Custom-made possibilities P. 121

1-10V K



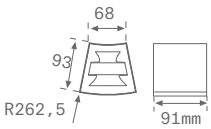

Curved individual TRAIN surface

W	lm output	Color	Ref.
6	308	□	87.41.11.0
6	308	■	87.41.11.2
6	308	◪	87.41.11.3

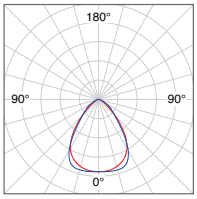

8741110
η = 100%
Imax = 568 cd/klm
UTE: 1,00B + 0,00T
CIE: 72 94 99 100 100



Custom-made possibilities P. 121

1-10V K



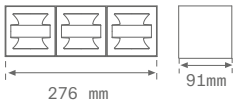

Triple TRAIN surface

W	lm output	Color	Ref.
18	924	□	87.43.10.0
18	924	■	87.43.10.2
18	924	◪	87.43.10.3

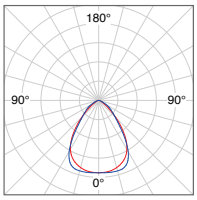

8743100
η = 100%
Imax = 568 cd/klm
UTE: 1,00B + 0,00T
CIE: 72 94 99 100 100



Custom-made possibilities P. 121

1-10V K



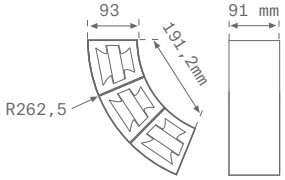

Curved triple TRAIN surface

W	lm output	Color	Ref.
18	924	□	87.43.11.0
18	924	■	87.43.11.2
18	924	◪	87.43.11.3

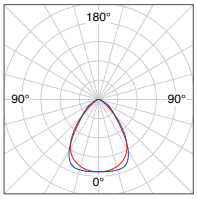

8743110
η = 100%
Imax = 568 cd/klm
UTE: 1,00B + 0,00T
CIE: 72 94 99 100 100



Custom-made possibilities P. 121

1-10V K

CE | IP 20 | CLASE I | AI | 850º | LED 3000 K



Individual TRAIN suspended

W	lm output	Color	Ref.
6	308	□	87.41.12.0
6	308	■	87.41.12.2
6	308	◪	87.41.12.3

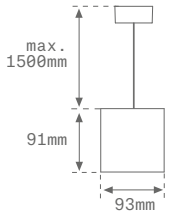

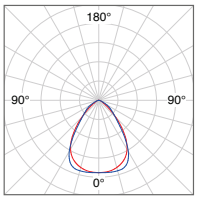

8741120
η = 100%
Imax = 568 cd/klm
UTE: 1,00B + 0,00T
CIE: 72 94 99 100 100



Custom-made possibilities P. 121

1-10V K



Triple TRAIN suspended

W	lm output	Color	Ref.
18	924	□	87.43.12.0
18	924	■	87.43.12.2
18	924	◪	87.43.12.3

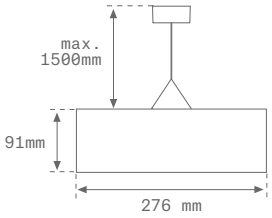

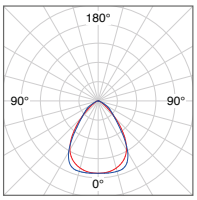

8743120
η = 100%
Imax = 568 cd/klm
UTE: 1,00B + 0,00T
CIE: 72 94 99 100 100



Custom-made possibilities P. 121

1-10V K

Kombic Surface

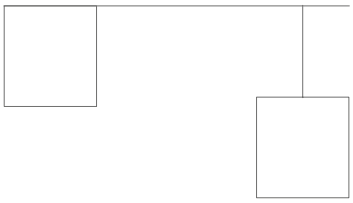

Kombic is a wide downlight family for general lighting applications.

It consists of four recessed models, round or square shape; and one surface or suspended round model.
Family designed for LED technology, and it has all the advantages from its predecessor Konic Surface
Made of injected polycarbonate that performs the function of metallized reflector, in white or black colour exterior body. Interior diffuser made of opal polycarbonate especially for LED, die-cast aluminium dissipator for a proper thermal management.
Models for MID-POWER LED and COB with warm or neutral white colour temperature and control gear included.
IP20 protection rating and insulation class II.

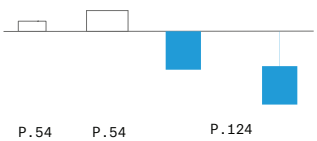

P.54 P.54 P.124



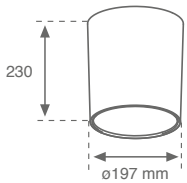

Kombic Surface

W	K	lm Output	Color	Ref.	Color N	Ref.
19	3000	1585	□	101.41.00.0	■	101.41.00.2
19	4000	1790	□	101.41.01.0	■	101.41.01.2
17	3000	2065	□	101.41.02.0	■	101.41.02.2
17	4000	2171	□	101.41.03.0	■	101.41.03.2
24	3000	2800	□	101.41.04.0	■	101.41.04.2
24	4000	2944	□	101.41.05.0	■	101.41.05.2

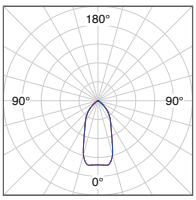

10141000
η = 100%
lmax = 1025 cd/klm
UTE: 1,00B + 0,00T
CIE: 80 98 100 100 100

Suspensions



Two steel cables electromechanical suspension

Ref.	Color	h(m)
96.27.49.3	■	max. 3
96.27.49.0	□	max. 3



Upper decorative cover for suspended model

Ref.	Color
101.00.90.0	□



Electromechanical rigid

Ref.	Color	h(mm)
96.21.01.3	■	100
96.21.01.0	□	100
96.21.02.3	■	250
96.21.02.0	□	250
96.21.05.3	■	500
96.21.05.0	□	500
96.21.10.3	■	1000
96.21.10.0	□	1000

Custom-made possibilities

- 1-10V Dimmable 1-10V
- PUSH Dimmable PUSH
- TRIAC Dimmable TRIAC
- DALI Dimmable DALI
- Emergency battery 1H/ 3H - 19/17W
- Finishes

Hance 48V

"The importance of details"

Design by
Lamp

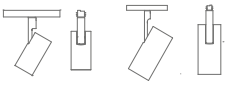

The miniaturisation of this spotlight plays a key role within the Hance product family. It speaks directly to those users who know that details matter, as it blends in perfectly with the most demanding spaces thanks to its wide range of finishes.



Hance 48V 500



LED: 402 lm - 457 lm
2700 / 3000 / 4000 K

■ Black

□ White



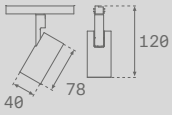

Hance 48V 1000/2000



LED: 689 lm - 1567 lm
2700 / 3000 / 4000 K

■ Black

□ White



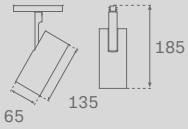





Hance 48V is a series of reduced dimensions accent lighting spotlights that come in a variety of sizes and outputs (500 to 2000 lm).

Installation is made with a low voltage track (48V) that requires the installation of a drivers in the power the track. It is manufactured with a single, injected aluminium body with LEDs and fully integrated electronics. Available in 2700K, 3000K and 4000K colour temperatures and with various beam angles (superspot, spot, medium flood and flood).
The body is available in two types of finishes (textured black and textured white) and the inner face ring comes in four finishes (copper-plated, silver-plated, textured black and textured white). It comes with an array of lighting accessories that shape the light source, such as elliptical, soft lenses, honeycombs, light beam cutters and anti-glare guards.

Custom-made possibilities

CRI Colour rendering index
CRI 90

Finishes

HANCE 48V



LM LED
1000 - 2000
96 models ●
48V Track

LM LED
500
36 models ●
48V Track

APPLICATION EXAMPLES

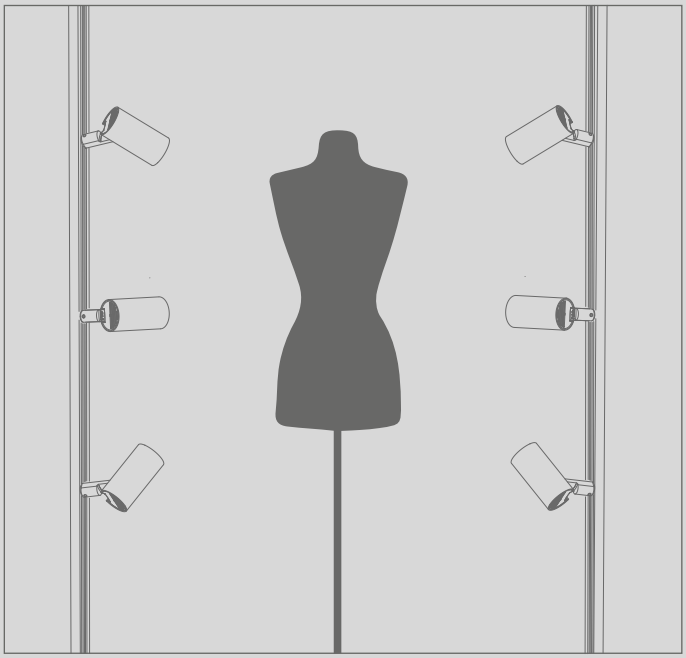

Displays

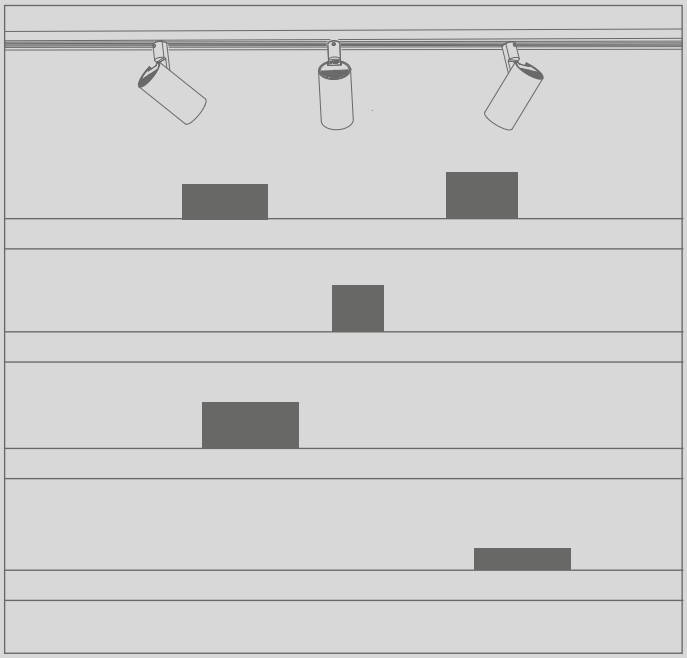

Shelving



HANCE 48: **HS1** NEW

TRACK **(TL)** 500 lm



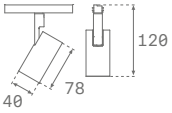

New Coding System

Family	Installation	Lm LED	Optic	CRI	K	Gears	*Deco Ring	Finishes	
Hance **HS1**	Track48V **TL**	500lm **05**	SP **SP** MFL **MF** FL **FL**	80 **8**	2700 **27** 3000 **30** 4000 **40**	On/Off **N** DALI **D**	Black **B**	White **W** Black **B**	
Example: **HS1**	**TL**	**05**	**SP**	**8**	**27**	**N**	**B**	**W**	= **HS1TL05SP927NBW**

Custom-made possibilities P. 129

CRI

Technical Characteristics

Optics

SP

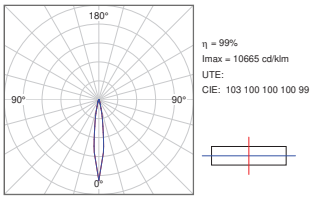

MFL

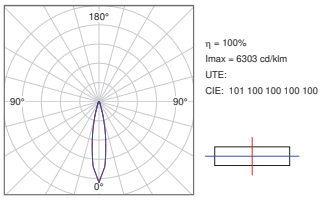

FL

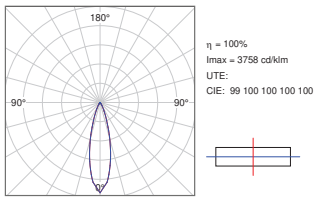

Light output and power

			500lm		
		CRI	Plum	W	lm Output
SP	2700K	80		5	314
	3000K	80	6	5	314
	4000K	80		5	339
MFL	2700K	80		5	330
	3000K	80	6	5	330
	4000K	80		5	356
FL	2700K	80		5	324
	3000K	80	6	5	324
	4000K	80		5	349

Accessories



Transparent diffuser

Ref.
HSTR25



Soft Lens

Ref.
HSSL25



Refractor for eliptical distribution of luminous flux

Ref.
HSEL25



Anti-glare honeycomb grille

Ref.
HSHO25



*Decorative Ring

Ref.	Color
HSRI40W	□
HSRI40C	■
HSRI40M	■



Buffer

Ref.
HSCU25

HANCE 48: **HS1** NEW

TRACK **(TL)** 1000/2000 lm



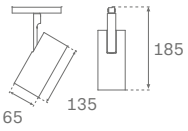

New Coding System

Family	Installation	Lm LED	Optic	CRI	K	Gears	*Deco Ring	Finishes
Hance **HS1**	Track48V **TL**	1000lm **10** 2000lm **20**	SSP **SS**	80 **8**	2700 **27** 3000 **30** 4000 **40**	On/Off **N** DALI **D**	Black **B**	White **W** Black **B**
Hance **HS1**	Track48V **TL**	1000lm **10** 2000lm **20**	SP **SP** MFL **MF** FL **FL**	80 **8**	2700 **27** 3000 **30** 4000 **40**	On/Off **N** DALI **D**	Black **B**	White **W** Black **B**
Example: **HS1**	**TL**	**10**	**SS**	**8**	**27**	**N**	**B**	**W**

= HS1 TL 10 SS 9 27 N B W

Custom-made possibilities P. 129

CRI

Technical Characteristics

Optics

SSP

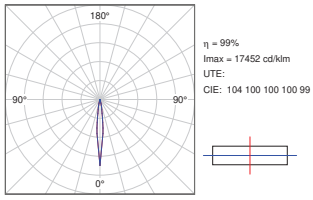

SP

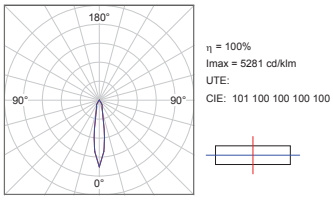

MFL

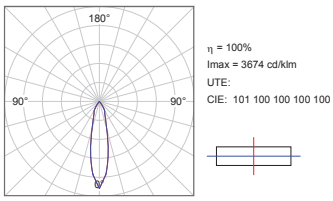

FL

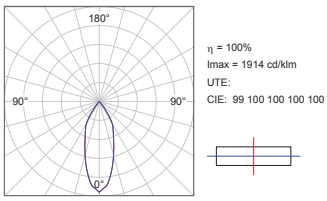

Light output and power

			700lm			1000lm		
		CRI	Plum	W	lm Output	Plum	W	lm Output
SSP	2700K	80		8	498		12	689
	3000K	80	9,1	8	498	13,6	12	689
	4000K	80		8	537		12	746

			1000lm			2000lm		
		CRI	Plum	W	lm Output	Plum	W	lm Output
SP	2700K	80		9	657		18	1427
	3000K	80	10,3	9	670	18,7	18	1556
	4000K	80		9	710		18	1644
MFL	2700K	80		9	685		18	1489
	3000K	80	10,3	9	699	18,7	18	1517
	4000K	80		9	740		18	1606
FL	2700K	80		9	625		18	1357
	3000K	80	10,3	9	637	18,7	18	1385
	4000K	80		9	675		18	1466

Accessories



Transparent diffuser

Ref.

HSTR50

*Can not be mounted on SSP models



Soft Lens

Ref.

HSSL50



Refractor for eliptical distribution of luminous flux

Ref.

HSEL50



Anti-glare honeycomb grille

Ref.

HSHO50

*Can not be mounted on SSP models



Decorative Ring

Ref.	Color
HSRI65W	□
HSRI65C	■
HSRI65M	■



Buffer

Ref.

HSCU50

New Coding System

Family	Installation	Typology	Length	Gears	Finishes
Track 48V **TL**	Surface **SU**	Profile **PR** 	2000mm **2000**	DALI **D**	White **W** Black **B**
		Inner Corner **LI** Outside Corner **LO** 	- **-**	DALI **D**	White **W** Black **B**
		X Joint **XJ** 	- **-**	DALI **D**	White **W** Black **B**
		Intermediate Joint **IJ** 	- **-**	DALI **D**	White **W** Black **B**
		Mains Supply Right **AR** Mains Supply Left **AL** 	- **-**	DALI **D**	White **W** Black **B**
		End Cover **EC** 	- **-**	- **-**	White **W** Black **B**
		Cable **WI** 	1500mm **1500**		Nickel **N**
Example: **TL**	**SU**	**PR**	**2000**	**D**	**W** = **TLSUPR2000DW**

Family	Typology	IP	W	Voltage	Gears
Track 48V **TL**	Driver **DRV** 	IP20 **20**	70w **70** 150w **150**	48V **48**	On/Off **N**
Example: **TL**	**DRV**	**20**	**70**	**48**	**N** = **TLDRV207048N**

ON/OFF Scheme

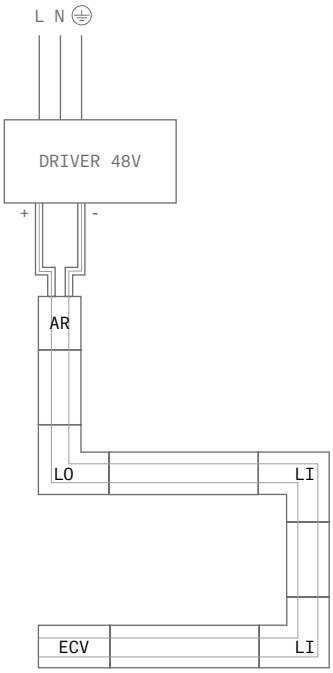

DALI Scheme

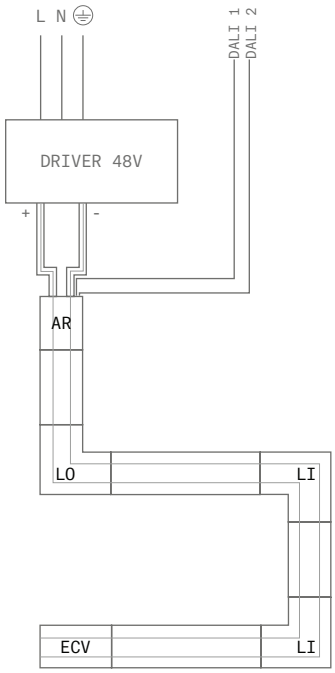

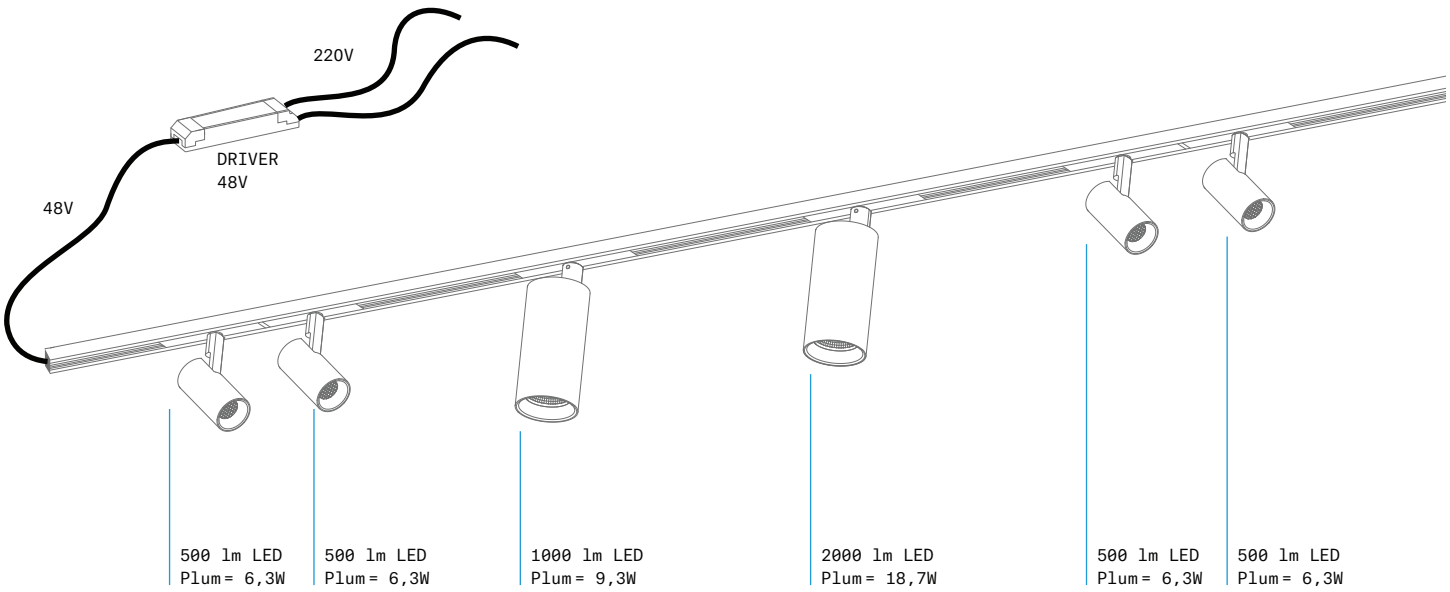

Total installation consumption

6,3W 500 lm LED	+	6,3W 500 lm LED	+	9,3W 1000 lm LED	+	18,7W 2000 lm LED	+	6,3W 500 lm LED	+	6,3W 500 lm LED	= 53,2W	DRIVER 70W Ref:TLDRV207048N

Hance Spotlight

“Our commitment to the future”

Design by
Lamp

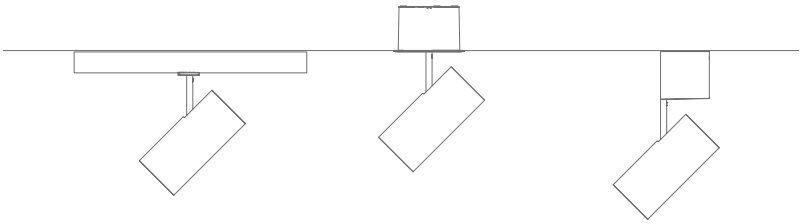

With a design based on flexibility within retail spaces, a new family of accent lighting has been created which is characterised by its wide range and comprehensive applications. An unmistakable technological investment towards an endless horizon of possibilities.



Hance 1000



LED: 1000 lm LED
3000 / 4000 K
ON/OFF, DALI

☐ Texturised White

■ Texturised Black



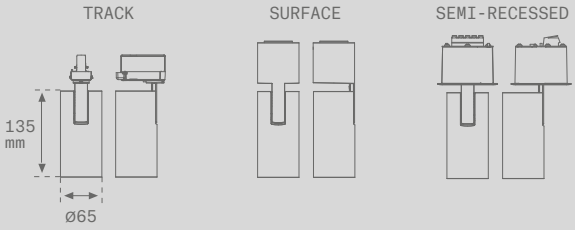

Hance 2000



LED: 2000 lm LED
3000 / 4000 K
ON/OFF, DALI

☐ Texturised White

■ Texturised Black



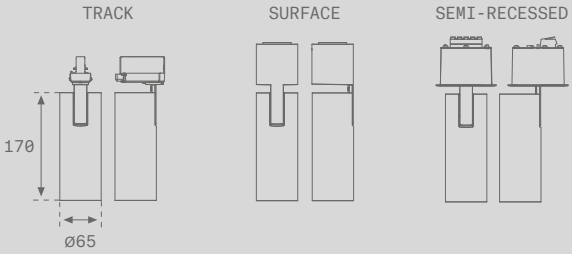

Hance 3000



LED: 3000 lm LED
3000 / 4000 K
ON/OFF, DALI

☐ Texturised White

■ Texturised Black



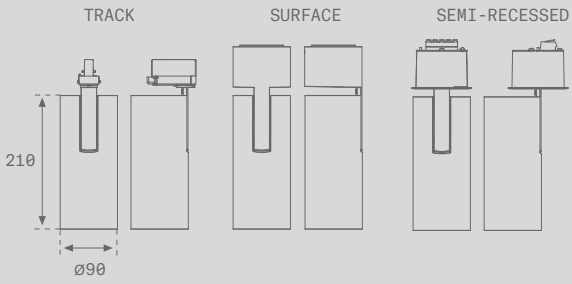

Hance 4000



LED: 4000 lm LED
3000 / 4000 K
ON/OFF, DALI

☐ Texturised White

■ Texturised Black

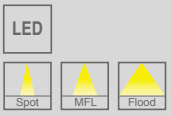

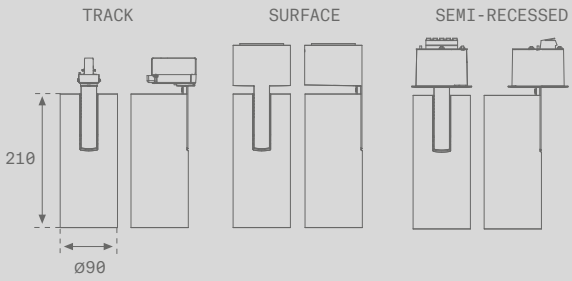



Hance is a series of accent lighting spotlights that come in a variety of sizes and lighting capacities (1000 to 4000 lm).

Each model has three installation options: track, surface and semi-recessed. The product is manufactured with a single, injected aluminium body with LEDs and fully integrated driver in track and surface installations and independent in semi recessed models (Class I or Class II, with DALI alternatives). Available in various 3000 K and 4000 K colour temperatures and with different aperture angles (superspot, spot, medium flood and flood).
The body is available in two types of finishes (textured black and textured white) and the face ring comes in four finishes (copper-plated, silver-plated, textured black and textured white). It comes with an array of lighting accessories that shape the light, such as elliptical and soft lenses, honeycombs, light beam cutters and guards.

Custom-made possibilities

- Bluetooth control
- LED for RETAIL (VW, meat, fish, bread, fruit)
- Finishes
- 2700 K
- Colour rendering index CRI 90

HANCE 1000LM



HANCE

HANCE TRACK



LM LED
3000 - 4000
144 models ●
Track / Surface / Semi- recessed

LM LED
2000
84 models ●
Track / Surface / Semi- recessed

LM LED
1000
84 models ●
Track / Surface / Semi- recessed

HANCE SURFACE



HANCE SEMI-RECESSED



IP 20 | AI | 850° | 90° | 355° | LED

HANCE: **HS1**

TRACK **(TK)** 1000 lm ON/OFF



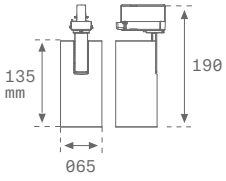

TRACK **(TK)** 1000 lm DALI 2000 lm



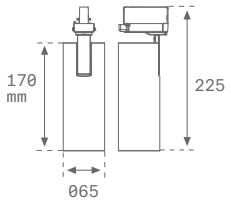

SURFACE **(SF)** 1000 lm ON/OFF



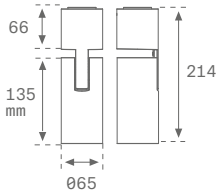

SURFACE **(SF)** 1000 lm DALI 2000 lm



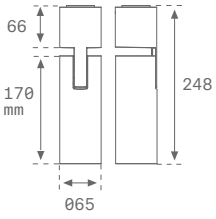

SEMI-RECESSED **(SR)** 1000 lm ON/OFF



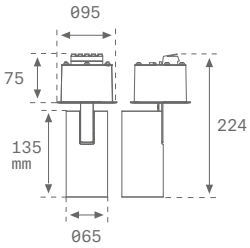

SEMI-RECESSED **(SR)** 1000 lm DALI 2000 lm



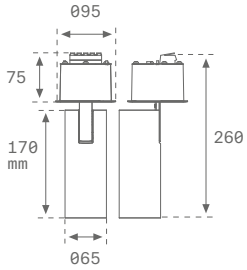

Version 1000lm DALI will be according to 2000lm format

New Coding System

Family	Installation	Lm LED	Optic	CRI	K	Gears	*Deco Ring	Finishes
Hance **HS1**	Track **TK** Surface **SF** Semi-Recessed **SR**	700lm **10** 1000lm **20**	SSP **SS**	90 **9**	3000 **30** 4000 **40**	On/Off **N** DALI **D**	Black **B**	White **W** Black **B**
Hance **HS1**	Track **TK** Surface **SF** Semi-Recessed **SR**	1000lm **10** 2000lm **20**	SP **SP** MF **MF** FL **FL**	80 **8**	3000 **30** 4000 **40**	On/Off **N** DALI **D**	Black **B**	White **W** Black **B**
Example: **HS1**	**TK**	**10**	**SS**	**9**	**30**	**N**	**B**	**W**

= **HS1 TK 10SS 9 30N B W**

Custom-made possibilities P. 141

Características Técnicas

Optics

SSP

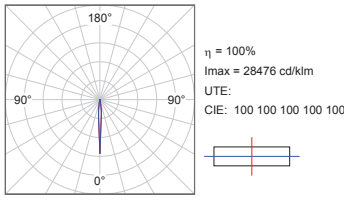

SP

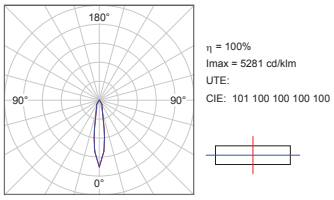

MFL

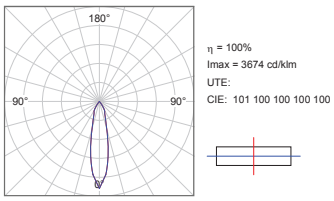

FL

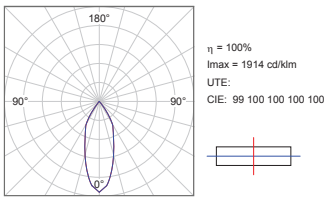

Light output and power

			700lm		1000lm	
		CRI	W	lm Output	W	lm Output
SSP	3000°K	90	7	384	13	595
	4000°K	90	7	413	13	641

			1000lm		2000lm	
		CRI	W	lm Output	W	lm Output
SP	3000K	80	7	670	18	1556
	4000K	80	7	710	18	1644
MFL	3000K	80	7	699	18	1517
	4000K	80	7	740	18	1606
FL	3000K	80	7	637	18	1385
	4000K	08	7	675	18	1466

Accessories



Transparent diffuser

Ref.

HSTR50

*Can not be mounted on SSP models



Soft Lens

Ref.

HSSL50



Refractor for eliptical distribution of luminous flux

Ref.

HSEL50



Anti-glare honeycomb grille

Ref.

HSHO50

*Can not be mounted on SSP models



*Decorative Ring

Ref.	Color
HSRI65W	□
HSRI65C	■
HSRI65M	■



Buffer

Ref.

HSCU50

HANCE: **HS1**

TRACK **(TK)** 3000/4000 lm



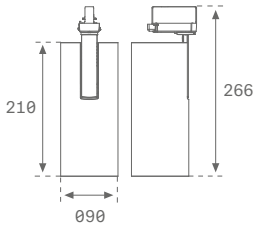

SURFACE **(SF)** 3000/ 4000 lm



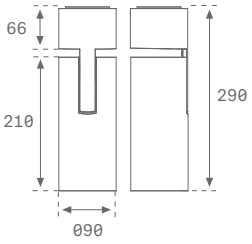

SEMI-RECESSED **(SR)** 3000/4000 lm



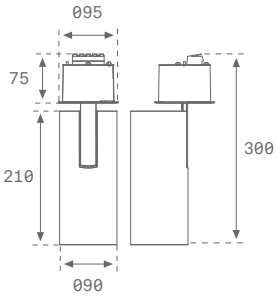

New Coding System

Family	Installation	Lm LED	Optics	CRI	K	Gears	*Deco Ring	Finishes	
Hance **HS1**	Track **TK** Surface **SF** Semi-Recessed **SR**	3000lm **30** 4000lm **40**	SP **SP** MFL **MF** FL **FL**	80 **8**	3000 **30** 4000 **40**	On/Off **N** DALI **D**	Black **B**	White **W** Black **B**	
Example: **HS1**	**TK**	**30**	**SP**	**8**	**30**	**N**	**B**	**W**	= **HS1 TK 30SP 8 30N B W**

Custom-made possibilities P. 141

Características Técnicas

Optics

SP

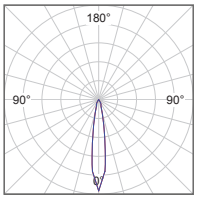

η = 100%
Imax = 7238 cd/klm
UTE:
CIE: 103 100 100 100 10

MFL

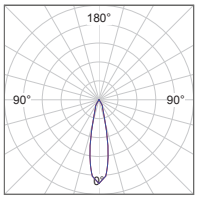

η = 100%
Imax = 4425 cd/klm
UTE:
CIE: 102 100 100 100 10

FL

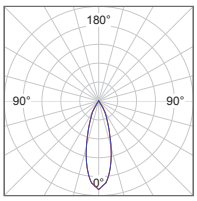

η = 100%
Imax = 2807 cd/klm
UTE:
CIE: 101 100 100 100 10

Light output and power

			3000lm		4000lm	
		CRI	W	lm Output	W	lm Output
SP	3000K	80	25	2541	35	3431
	4000K	80	25	2656	35	3295
MFL	3000K	80	25	2625	35	3387
	4000K	80	25	2744	35	3527
FL	3000K	80	25	2569	35	3290
	4000K	80	25	2686	35	3426

Accessories



Transparent diffuser

Ref.
HSTR75



Soft Lens

Ref.
HSSL75



Refractor for eliptical distribution of luminous flux

Ref.
HSEL75



Anti-glare honeycomb grille

Ref.
HSHO75



*Decorative Ring

Ref.	Color
HSRI90W	□
HSRI90C	■
HSRI90M	■



Buffer

Ref.
HSCU75

Look

“Implicit technology in pure shapes”

Design by
Lamp + Diba Studio & Lamp

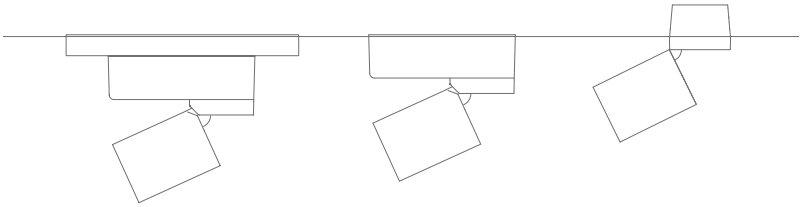

Look’s design, which uses pure forms, makes it a timeless product with no need to boast about its technology, as this is implicit in its conception. It plays with spaces, proposing movement and placement solutions.



Look Track



LED: 1872 lm - 3982 lm
3000 K / 4000 K / Vwhite

☐ Texturised White

■ Texturised Graphite



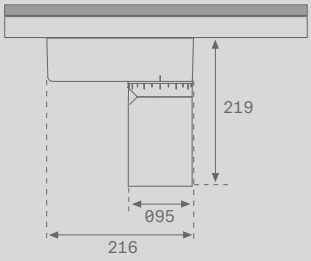

Look Ceiling



LED: 1872 lm - 3982 lm
3000 K / 4000 K / Vwhite

☐ Texturised White

■ Texturised Graphite

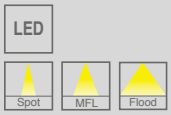

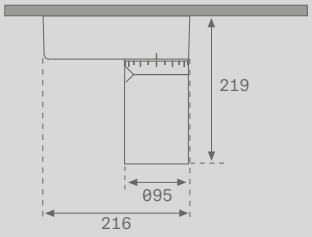

Look Semi-Recessed



LED: 1872 lm - 3982 lm
3000 K / 4000 K / Vwhite

☐ Texturised White

■ Texturised Graphite



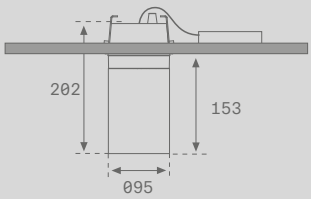



LOOK: Spot - Medium Flood - Flood



The Look spotlights range is specifically designed for COB LED and is characterized by its timeless and technical design.

There is a surface version, a semi recessed version and a version for electrified track. All have texturized white and texturized graphite finishes. Models with luminous flux of 2,000 and 3,000 lm with warm white or neutral (CRI>90) LED and available with Spot, Medium Flood and Flood optics.
It also incorporates two luminous packages with the new technology V-White.
Body made of die cast aluminium, high purity aluminium reflector and screen-printed ball-and-socket joint allowing easy orientation.
It has a COB LED and passive cooling with die cast aluminium heat sink optimal thermal management. Its compact design and stylized proportions make it fit perfectly into any architectural environment. Ideal for applications in shops, museums, restaurants, etc.

Custom-made possibilities

- Dimmable 1-10V
- Dimmable TRIAC
- Dimmable PUSH
- Dimmable DALI
- LED for RETAIL (VW, meat, fish, bread, fruit)
- Other Distributions SSP/VWFL
- Colour rendering index CRI 80



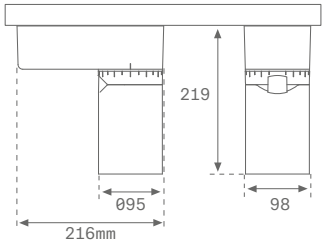

LOOK track

△°	W	K	CRI	lm Output	Color	Ref.	Color	Ref.
17°	25	3000	90	2066	□	89.41.71.0	■	89.41.71.2
17°	25	4000	90	2213	□	89.41.70.0	■	89.41.70.2
17°	27	3000VW**	90	1872	□	89.41.47.0	■	89.41.47.2
17°	38	3000	90	2968	□	89.41.75.0	■	89.41.75.2
17°	38	4000	90	2954	□	89.41.72.0	■	89.41.72.2
24°	25	3000	90	2643	□	89.41.67.0	■	89.41.67.2
24°	25	4000	90	2831	□	89.41.65.0	■	89.41.65.2
24°	27	3000VW**	90	1929	□	89.41.48.0	■	89.41.48.2
24°	38	3000	90	3935	□	89.41.76.0	■	89.41.76.2
24°	38	4000	90	3982	□	89.41.73.0	■	89.41.73.2
37°	25	3000	90	2543	□	89.41.68.0	■	89.41.68.2
37°	25	4000	90	2772	□	89.41.66.0	■	89.41.66.2
37°	27	3000VW**	90	1878	□	89.41.49.0	■	89.41.49.2
37°	38	3000	90	3883	□	89.41.77.0	■	89.41.77.2
37°	38	4000	90	3899	□	89.41.74.0	■	89.41.74.2

V white ** Vibrant White

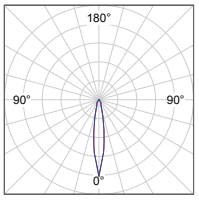

8941710
η = 100%
Imax = 6071 cd/klm
UTE: 0,00T
CIE: 98 100 100 100 100

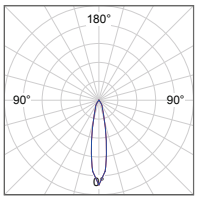

8941670
η = 100%
Imax = 4482 cd/klm
UTE: 0,00T
CIE: 98 100 100 100 100

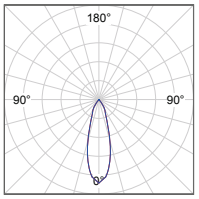

8941680
η = 100%
Imax = 2648 cd/klm
UTE: 0,00T
CIE: 97 100 100 100 100

Custom-made possibilities P. 151

1-10V LED RETAIL PUSH TRIAC CRI DALI

Track (P. 174)
Accessories (P. 155)



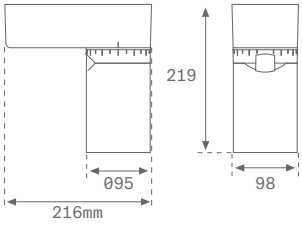

LOOK ceiling

△	W	K	CRI	lm Output	Clase	Color	Ref.	Color	Ref.
17º	25	3000	90	2066	II	□	89.41.91.0	■	89.41.91.2
17º	25	4000	90	2213	II	□	89.41.90.0	■	89.41.90.2
17º	27	3000VW**	90	1872	II	□	89.41.53.0	■	89.41.53.2
17º	38	3000	90	2968	I	□	89.41.95.0	■	89.41.95.2
17º	38	4000	90	2954	I	□	89.41.92.0	■	89.41.92.2

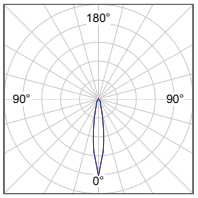

8941910
η = 100%
Imax = 6071 cd/klm
UTE: 0,00T
CIE: 98 100 100 100 100

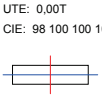

24º	25	3000	90	2643	II	□	89.41.87.0	■	89.41.87.2
24º	25	4000	90	2831	II	□	89.41.85.0	■	89.41.85.2
24º	27	3000VW**	90	1929	II	□	89.41.54.0	■	89.41.54.2
24º	38	3000	90	3968	I	□	89.41.96.0	■	89.41.96.2
24º	38	4000	90	3982	I	□	89.41.93.0	■	89.41.93.2

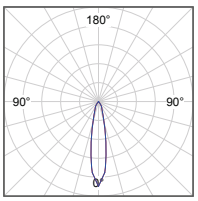

8941870
η = 100%
Imax = 4482 cd/klm
UTE: 0,00T
CIE: 98 100 100 100 100

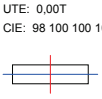

37º	25	3000	90	2543	II	□	89.41.88.0	■	89.41.88.2
37º	25	4000	90	2772	II	□	89.41.86.0	■	89.41.86.2
37º	27	3000VW**	90	1878	II	□	89.41.55.0	■	89.41.55.2
37º	38	3000	90	3883	I	□	89.41.97.0	■	89.41.97.2
37º	38	4000	90	3899	I	□	89.41.94.0	■	89.41.94.2

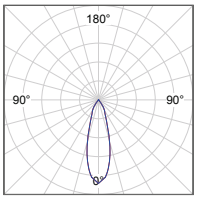

8941880
η = 100%
Imax = 2648 cd/klm
UTE: 0,00T
CIE: 97 100 100 100 100

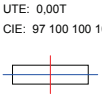

V white ** Vibrant White

Custom-made possibilities P. 151





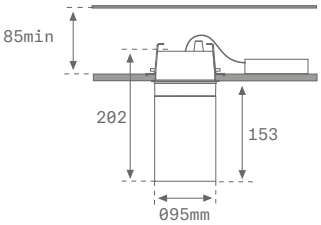

LOOK semi-recessed

△	W	K	CRI	Im Output	Color	Ref.	Color	Ref.
17º	25	3000	90	2066	□	89.41.29.0	■	89.41.29.2
17º	25	4000	90	2213	□	89.41.26.0	■	89.41.26.2
17º	27	3000VW**	90	1872	□	89.41.41.0	■	89.41.41.2
17º	38	3000	90	2968	□	89.41.35.0	■	89.41.35.2
17º	38	4000	90	2954	□	89.41.32.0	■	89.41.32.2
24º	25	3000	90	2643	□	89.41.30.0	■	89.41.30.2
24º	25	4000	90	2831	□	89.41.27.0	■	89.41.27.2
24º	27	3000VW**	90	1929	□	89.41.42.0	■	89.41.42.2
24º	38	3000	90	3935	□	89.41.36.0	■	89.41.36.2
24º	38	4000	90	3982	□	89.41.33.0	■	89.41.33.2
37º	25	3000	90	2543	□	89.41.31.0	■	89.41.31.2
37º	25	4000	90	2772	□	89.41.28.0	■	89.41.28.2
37º	27	3000VW**	90	1878	□	89.41.43.0	■	89.41.43.2
37º	38	3000	90	3883	□	89.41.37.0	■	89.41.37.2
37º	38	4000	90	3899	□	89.41.34.0	■	89.41.34.2

V white ** Vibrant White

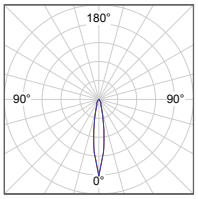

8941290
η = 100%
Imax = 6071 cd/klm
UTE: 0,00T
CIE: 98 100 100 100 100

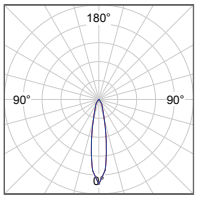

8941300
η = 100%
Imax = 4482 cd/klm
UTE: 0,00T
CIE: 98 100 100 100 100

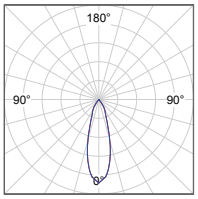

8941310
η = 100%
Imax = 2648 cd/klm
UTE: 0,00T
CIE: 97 100 100 100 100

Custom-made possibilities P. 151

1-10V · LED RETAIL · PUSH · TRIAC · CRI · DALI

Accessories (P. 155)

Accessories



LOOK / IMAG accessories adaptor mandatory to use accessories

Ref.	Color
96.00.25.2	■



Refractor for eliptical distribution of luminous flux

Ref.	0mm
96.00.26.2	95



Anti-glare honeycomb grille

Ref.	Color
96.00.27.2	■



Anti-glare screen

Ref.	Color
96.00.28.2	■



Anti-glare louvres

Ref.	Color	mm
96.00.29.2	■	0104 x L 112



Buffer

Ref.	Color
96.00.37.2	■

Accessoires + Adaptor possible combinations



96.00.25.2 + 96.00.26.2 + 96.00.27.2 + 96.00.28.2



96.00.25.2 + 96.00.29.2



96.00.25.2 + 96.00.26.2

Imag

“Functionality and technology”

Design by
Lamp

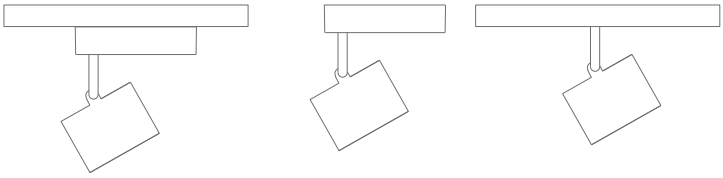

With a neutral design, Imag combines technological improvements with the performance of its best predecessors. It is a product in constant technical evolution, designed for high luminous flux and with a single body that is both a cover and a dissipater.



Imag G2 Track



LED: 1684 lm - 5047 lm
3000 / 4000 K

☐ Texturised White

■ Texturised Graphite



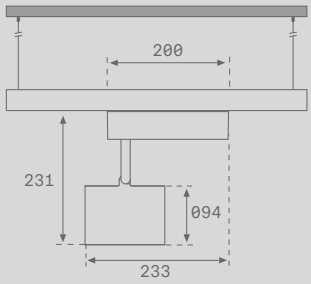

Imag G2 Ceiling



LED: 1684 lm - 5047 lm
3000 / 4000 K

☐ Texturised White

■ Texturised Graphite



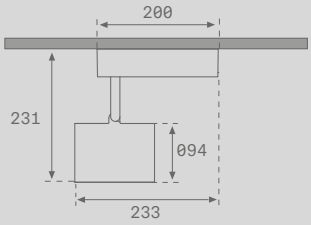

Imag Direct



LED: 1691 lm - 2707 lm
3000 / 4000 K

☐ Texturised White

■ Texturised Graphite



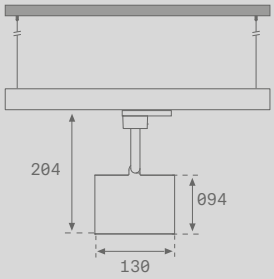



IMAG: Spot - Medium Flood - Flood





Imag is an indoor projector family for accent lighting.

It is available in 3 versions: for three-phase track, for wall or ceiling mounting and with LED powered to AC current directly. Models for COB LED, with luminous packages of approximately 1,400, 2,000, 3,000, 4,000 and 5,000 lm with warm or neutral white colour temperature. There are also available for the three-phase track version, models with Vibrant White technology with different levels of luminous flux. And with Spot, Medium Flood, Flood and Wide Flood optics.
Made of lacquered aluminium injection, high purity aluminium reflector and heat sink for a proper thermal management. Available in 2 finishes: texturized white and texturized graphite.



Custom-made possibilities

- Dimmable 1-10V
- Dimmable TRIAC
- Dimmable PUSH
- Dimmable DALI
- LED for RETAIL (VW, meat, fish, bread, fruit)
- Colour rendering index CRI 90
- Bluetooth control



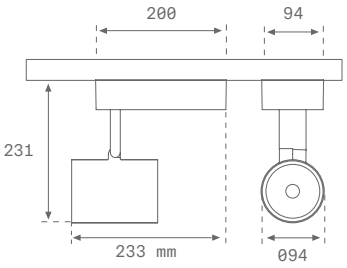

IMAG G2 track

△°	W	K	CRI	lm Output	Color	Ref.	Color	Ref.
15º	15	3000	80	1684	□	108.43.03.0	■	108.43.03.2
15º	15	4000	80	1800	□	108.44.03.0	■	108.44.03.2
15º	26	3000	80	2493	□	108.43.06.0	■	108.43.06.2
15º	26	4000	80	2715	□	108.44.06.0	■	108.44.06.2
18º	30	3000	80	3489	□	108.43.09.0	■	108.43.09.2
18º	30	4000	80	3800	□	108.44.09.0	■	108.44.09.2
20º	44	3000	80	4699	□	108.43.26.0	■	108.43.26.2
20º	44	4000	80	4895	□	108.44.26.0	■	108.44.26.2
22º	15	3000	80	1787	□	108.43.04.0	■	108.43.04.2
22º	15	4000	80	1910	□	108.44.04.0	■	108.44.04.2
22º	26	3000	80	2646	□	108.43.07.0	■	108.43.07.2
22º	26	4000	80	2882	□	108.44.07.0	■	108.44.07.2
24º	30	3000	80	3600	□	108.43.10.0	■	108.43.10.2
24º	30	4000	80	3920	□	108.44.10.0	■	108.44.10.2
26º	44	3000	80	4795	□	108.43.27.0	■	108.43.27.2
26º	44	4000	80	4964	□	108.44.27.0	■	108.44.27.2
33º	15	3000	80	1798	□	108.43.05.0	■	108.43.05.2
33º	15	4000	80	1922	□	108.44.05.0	■	108.44.05.2
33º	26	3000	80	2662	□	108.43.08.0	■	108.43.08.2
33º	26	4000	80	2845	□	108.44.08.0	■	108.44.08.2
35º	30	3000	80	3689	□	108.43.11.0	■	108.43.11.2
35º	30	4000	80	4017	□	108.44.11.0	■	108.44.11.2
36º	44	3000	80	4783	□	108.43.28.0	■	108.43.28.2
36º	44	4000	80	4983	□	108.44.28.0	■	108.44.28.2
57º	15	3000	80	2016	□	108.43.51.0	■	108.43.51.2
57º	15	4000	80	2100	□	108.44.51.0	■	108.44.51.2
57º	26	3000	80	2984	□	108.43.53.0	■	108.43.53.2
57º	26	4000	80	3108	□	108.44.53.0	■	108.44.53.2
56º	30	3000	80	3732	□	108.43.55.0	■	108.43.55.2
56º	30	4000	80	4057	□	108.44.55.0	■	108.44.55.2
56º	44	3000	80	4845	□	108.43.56.0	■	108.43.56.2
56º	44	4000	80	5047	□	108.44.56.0	■	108.44.56.2

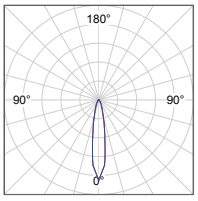

10843030
η = 100%
Imax = 6230 cd/klm
UTE: 0,99A + 0,01T
CIE: 97 99 100 99 100

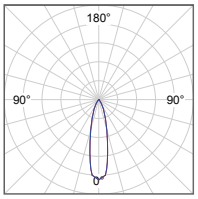

10843040
η = 100%
Imax = 4120 cd/klm
UTE: 0,99A + 0,01T
CIE: 97 99 100 99 100

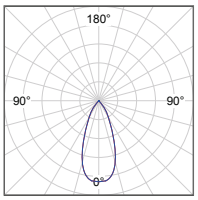

10843050
η = 100%
Imax = 2342 cd/klm
UTE: 1,00A + 0,00T
CIE: 97 99 100 100 100

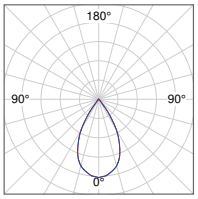

10843510
η = 100%
Imax = 1219 cd/klm
UTE: 1,00A + 0,01T
CIE: 94 97 99 99 100

Custom-made possibilities P. 159

1-10V · LED RETAIL · PUSH · CRI · TRIAC · DALI

Accessoires (P. 162)
Track (P. 174)



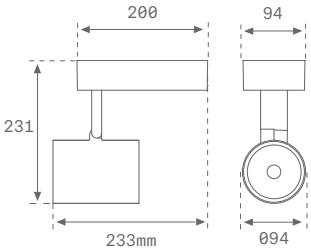

IMAG G2 ceiling

△	W	K	CRI	lm Output	Color	Ref.	Color	Ref.
15º	15	3000	80	1684	□	108.43.33.0	■	108.43.33.2
15º	15	4000	80	1800	□	108.44.33.0	■	108.44.33.2
15º	26	3000	80	2493	□	108.43.36.0	■	108.43.36.2
15º	26	4000	80	2715	□	108.44.36.0	■	108.44.36.2
18º	30	3000	80	3489	□	108.43.39.0	■	108.43.39.2
18º	30	4000	80	3800	□	108.44.39.0	■	108.44.39.2
20º	44	3000	80	4699	□	108.43.42.0	■	108.43.42.2
20º	44	4000	80	4895	□	108.44.42.0	■	108.44.42.2

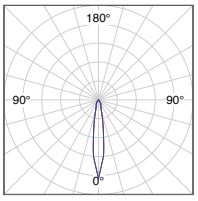

10843330
η = 100%
Imax = 6230 cd/klm
UTE: 0,99A + 0,01T
CIE: 97 99 100 99 100



22º	15	3000	80	1787	□	108.43.34.0	■	108.43.34.2
22º	15	4000	80	1910	□	108.44.34.0	■	108.44.34.2
22º	26	3000	80	2646	□	108.43.37.0	■	108.43.37.2
22º	26	4000	80	2882	□	108.44.37.0	■	108.44.37.2
24º	30	3000	80	3600	□	108.43.40.0	■	108.43.40.2
24º	30	4000	80	3920	□	108.44.40.0	■	108.44.40.2
26º	44	3000	80	4795	□	108.43.43.0	■	108.43.43.2
26º	44	4000	80	4964	□	108.44.43.0	■	108.44.43.2

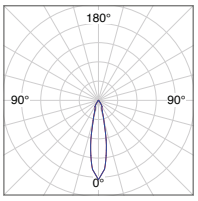

10843340
η = 100%
Imax = 4120 cd/klm
UTE: 0,99A + 0,01T
CIE: 97 99 100 99 100



33º	15	3000	80	1798	□	108.43.35.0	■	108.43.35.2
33º	15	4000	80	1922	□	108.44.35.0	■	108.44.35.2
33º	26	3000	80	2662	□	108.43.38.0	■	108.43.38.2
33º	26	4000	80	2845	□	108.44.38.0	■	108.44.38.2
35º	30	3000	80	3689	□	108.43.41.0	■	108.43.41.2
35º	30	4000	80	4017	□	108.44.41.0	■	108.44.41.2
36º	44	3000	80	4783	□	108.43.44.0	■	108.43.44.2
36º	44	4000	80	4983	□	108.44.44.0	■	108.44.44.2

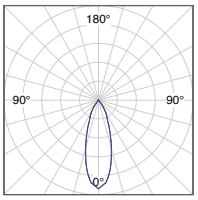

10843350
η = 100%
Imax = 2342 cd/klm
UTE: 1,00A + 0,00T
CIE: 97 99 100 100 100



57º	15	3000	80	1798	□	108.43.61.0	■	108.43.61.2
57º	15	4000	80	1922	□	108.44.61.0	■	108.44.61.2
57º	26	3000	80	2662	□	108.43.62.0	■	108.43.62.2
57º	26	4000	80	2845	□	108.44.62.0	■	108.44.62.2
56º	30	3000	80	3689	□	108.43.63.0	■	108.43.63.2
56º	30	4000	80	4017	□	108.44.63.0	■	108.44.63.2
56º	44	3000	80	4845	□	108.43.64.0	■	108.43.64.2
56º	44	4000	80	5047	□	108.44.64.0	■	108.44.64.2

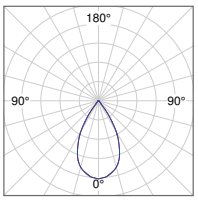

10843612
η = 100%
Imax = 1219 cd/klm
UTE: 1,00A + 0,01T
CIE: 94 97 99 99 100



Custom-made possibilities P. 159



Accessoires (P. 162)
Track (P. 174)



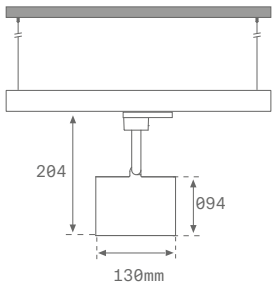

IMAG Direct

△°	W	K	CRI	lm Output	Color	Ref.	Color	Ref.
23°	20	3000	80	1691	□	108.03.04.0	■	108.03.04.2
23°	20	4000	80	1789	□	108.04.04.0	■	108.04.04.2
29°	30	3000	80	2534	□	108.03.07.0	■	108.03.07.2
29°	30	4000	80	2680	□	108.04.07.0	■	108.04.07.2
33°	20	3000	80	1722	□	108.03.05.0	■	108.03.05.2
33°	20	4000	80	1822	□	108.04.05.0	■	108.04.05.2
39°	30	3000	80	2559	□	108.03.08.0	■	108.03.08.2
39°	30	4000	80	2707	□	108.04.08.0	■	108.04.08.2

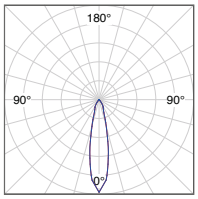

10803040
η = 100%
Imax = 3917 cd/klm
UTE: 0,00T
CIE: 97 100 100 100 100

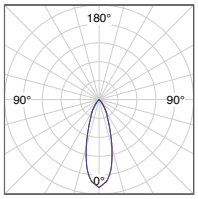

10803050
η = 100%
Imax = 2326 cd/klm
UTE: 1,00A + 0,00T
CIE: 96 99 100 100 100

Custom-made possibilities P. 159

1-10V · LED RETAIL · PUSH · CRI · TRIAC · DALI

Accessories



Adaptor mandatory to use accessories

Ref.	Color
96.00.25.2	■



Refractor for eliptical distribution of luminous flux

Ref.	ØMM
96.00.26.2	95



Anti-glare honeycomb grille

Ref.	Color
96.00.27.2	■



Anti-glare screen

Ref.	Color
96.00.28.2	■

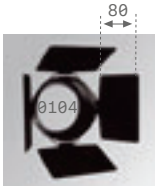

Anti-glare louvres

Ref.	Color	mm
96.00.29.2	■	L 112



Buffer

Ref.	Color
96.00.37.2	■

Track (P. 174)



Tienda Intersport, Barcelona (Spain)



Macro Espacio para la Cultura y las Artes MECA, Aguascalientes (Mexico)



Sivasdescalzo Shop, Madrid (Spain)

Dot

“Minimalist while recognisable”

Design by
lagranja design

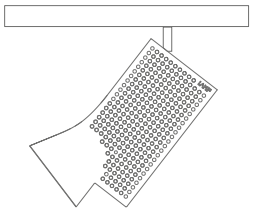

An object that does not draw attention but interacts well with its surroundings. A design challenge that is minimalist but noticeable at the same time. An architectural luminaire designed to be discreetly installed in any space.



P.252 P.166



Dot is a modular family which combines general lighting applications with accent lighting with spotlights.

It consists of a suspended modular system range, with technical or opal lighting models; and a spotlight, which could be integrated between the modular systems, or to adapt to a three-phase track.
The spotlight modules are manufactured in matt white, graphite or orange colour injected aluminium. Models for COB LED, with warm white colour temperature and LED powered to AC current directly. With Spot or Flood high purity faceted aluminium reflector.
IP20 protection rating, and insulation class I.

Custom-made possibilities

K 4000 K

Finishes



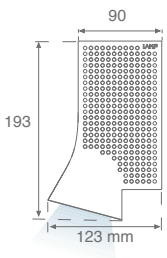

DOT track

△°	W	K	CRI	lm Output	Color	Ref.
17º	8	3000	80	838	□	70.01.30.0
17º	8	3000	80	838	■	70.01.30.1
17º	8	3000	80	838	■	70.01.30.2
20º	20	3000	80	1775	□	70.01.32.0
20º	20	3000	80	1775	■	70.01.32.1
20º	20	3000	80	1775	■	70.01.32.2
27º	8	3000	80	834	□	70.01.31.0
27º	8	3000	80	834	■	70.01.31.1
27º	8	3000	80	834	■	70.01.31.2
34º	20	3000	80	1777	□	70.01.33.0
34º	20	3000	80	1777	■	70.01.33.1
34º	20	3000	80	1777	■	70.01.33.2

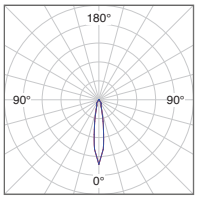

7001300
η = 100%
Imax = 5128 cd/klm
UTE: 1,00A + 0,01T
CIE: 95 98 100 99 100

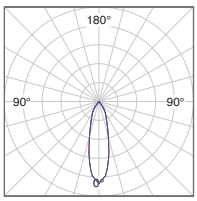

7001310
η = 100%
Imax = 2601 cd/klm
UTE: 1,00A + 0,01T
CIE: 94 97 99 99 100

Track (P. 174)



Tienda Penny Ell, Sabadell (Spain)

Maui

“A spotlight with character”

Design by
lagranja design

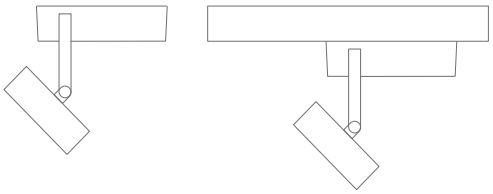

With a character-filled design and a versatile spirit, it is the solution to various applications. Thanks to the variety of lenses available, we are able to satisfy the lighting needs of any project.

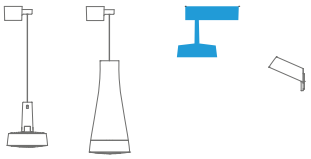

P.112 P.112 P.170 P.192



The Maui family consists of pendulum downlights, wall mounted luminaires and spotlights, ideal for both general and spot lighting.

All models include warm white LEDs (3000 K), providing efficient glare-free lighting ideal for hotels, restaurants, shops and homes.
Maui spotlights allow accent lighting with 2 types of optics, Spot and Flood.
Made of die cast aluminium, they are available in 2 finishes: texturized white and texturized graphite, and 1 luminous flux.

Custom-made possibilities

- Other Distributions
- K 4000 K
- CRI Colour rendering index CRI 90

IP 20 | PC DIFUSER | AI | 850° | 90° | 180° | LED 3000 K

MAUI track G2



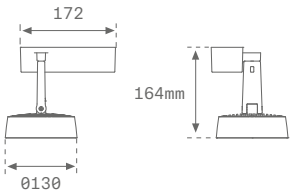

MAUI ceiling G2



New Coding System

Family	Format	Lm LED	Optics	CRI	K	Gears	Finishes
Maui G2 **MA2**	Surface **SF** Track **TK**	1500lm **15** 3000lm **30**	SP **SP** FL **FL**	80 **8**	3000 **30** 4000 **40**	On/Off **N**	Black **B** White **W**

Example: **MA2** **SF** **15** **SP** **8** **30** **N** **W** = **MA2 SF 15 SP 8 30 N W**

Technical Characteristics

Optics

SP

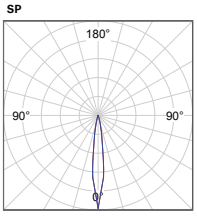

η = 99%
Imax = 12285 cd/klm
UTE:
CIE: 100 100 100 100 99



FL

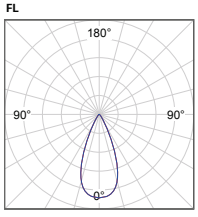

η = 100%
Imax = 1764 cd/klm
UTE: 1,00A
CIE: 94 99 100 100 100



Light output and power

		800lm		1500lm	
		W	lm Output	W	lm Output
SP	3000	11	1240	21	2350
FL	3000	11	1230	21	2340

Track (P. 174)



Biblioteca Guinardó - Mercè Rodoreda, Barcelona (Spain)

IP 20 CLASE I AI



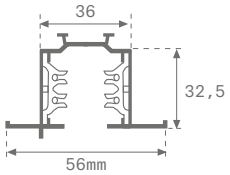

16 A. /230V recessed three-phase TRACK

L mm	Reg.	Color	Ref.
1000	-	□	46.05.01.0
1000	DALI	□	46.85.01.0
2000	-	□	46.05.02.0
2000	DALI	□	46.85.02.0
3000	-	□	46.05.03.0
3000	Dim.	□	46.85.03.0

IP 20 CLASE I AI



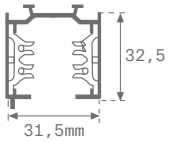

16 A. /230V three-phase TRACK

L mm	Reg.	Color	Ref.	Color	Ref.	Color	Ref.
1000	-	□	46.05.06.0	■	46.05.06.2	■	46.05.06.3
1000	DALI	□	46.85.06.0	■	46.85.06.2	■	46.85.06.3
2000	-	□	46.05.05.0	■	46.05.05.2	■	46.05.05.3
2000	DALI	□	46.85.05.0	■	46.85.05.2	■	46.85.05.3
3000	-	□	46.05.04.0	■	46.05.04.2	■	46.05.04.3
3000	DALI	□	46.85.04.0	■	46.85.04.2	■	46.85.04.3

Track suspensions



Steel cable

Ref.	Color	hm
46.08.53.0	□	3m
46.08.53.2	■	3m



Direct for surface

Ref.	Color
46.07.53.0	□
46.07.53.2	■



Rigid susp. and joint

Ref.	Color	hm
46.11.10.0	□	1m
*46.08.59.0	□	



Recessed

Ref.	Color
46.07.08.0	□
46.07.08.2	■

Accessories to create flat systems



90º corner joint



* Ref.	* Ref. Dim	Color
46.05.20.0	46.85.20.0	□ Out.
46.05.20.2	46.85.20.2	■ Out.
46.05.20.3	46.85.20.3	▪ Out.
46.05.21.0	46.85.21.0	□ In.
46.05.21.2	46.85.21.2	■ In.
46.05.21.3	46.85.21.3	▪ In.



"T" joint

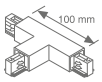

*Ref. Int.	*Ref. Ext.	Color
46.05.22.0	46.05.18.0	□ right
46.05.22.2	46.05.18.2	■ right
46.05.22.3	46.05.18.3	▪ right
46.05.23.0	46.05.19.0	□ left
46.05.23.2	46.05.19.2	■ left
46.05.23.3	46.05.19.3	▪ left



"Cross" joint

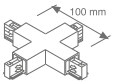

* Ref.	Color
46.05.24.0	□
46.05.24.2	■
46.05.24.3	▪



Flexible "U" corner

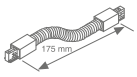

Ref.	Color
46.05.25.0	□
46.05.25.2	■
46.05.25.3	▪



Mains supply

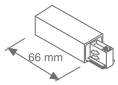

* Ref.	* Ref. Dim	Color
46.05.28.0	46.85.28.0	□ right
46.05.28.2	46.85.28.2	■ right
46.05.28.3	46.85.28.3	▪ right
46.05.29.0	46.85.29.0	□ left
46.05.29.2	46.85.29.2	■ left
46.05.29.3	46.85.29.3	▪ left



Intermediate mains supply



* Ref.	* Ref. Dim	Color
46.05.26.0	46.85.26.0	□
46.05.26.2	46.85.26.2	■
46.05.26.3	46.85.26.3	▪



End cover



Ref.	Color
46.06.40.0	□
46.06.40.2	■
46.06.40.3	▪



Straight without spacer joint



Ref.	Ref. Dim	Color
46.05.27.0	46.85.27.0	□
46.05.27.2	46.85.27.2	■
46.05.27.3	46.85.27.3	▪



Decorative recessed cover

Ref.	Ref. Dim	Color
*46.07.05.0	*46.87.05.0	□
46.07.05.2	46.87.05.2	■
*46.07.07.0	-	□
46.07.07.2	-	■



Bending tool

Ref.	Color
46.00.60.5	■

** Correspondence between accessory and decorative recessed cover (For recessed figures it is necessary to use the decorative recessed cover)

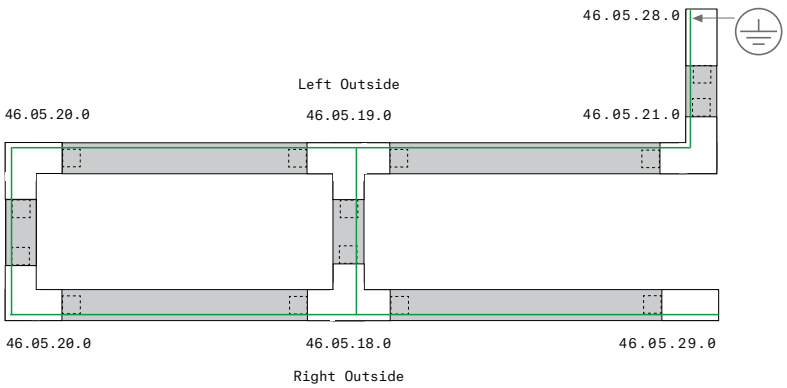

Mun

“Light to watch and light to contemplate”

Design by
Lamp

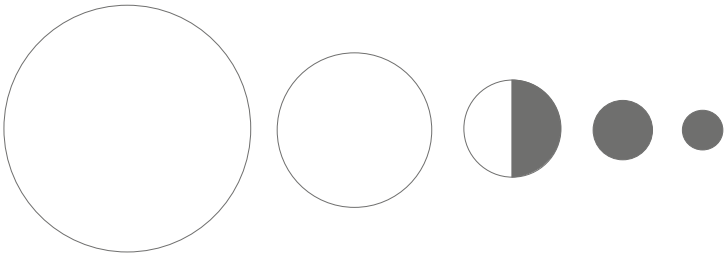

Light is often thought of as a tool that serves technical and functional purposes, but light can also be used as a tool to create environments. Light with which to see and light to admire. Why not deliver these two visions in one family?



P.96 / 176 P.176



Mun Light

LED: 716 - 6694 lm
3000 / 4000 K

☐ Texturised White

■ Texturised Graphite



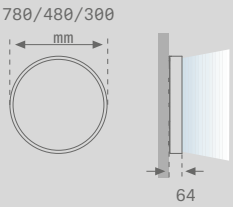



● MUN LIGHT

Mun Dark



LED: 30 - 90 lm
3000 / 4000 K

☐ Texturised White

■ Texturised Graphite



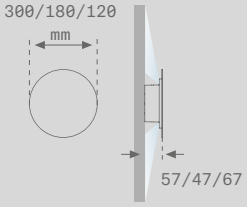

● MUN DARK







Mun is a family made up of a range of surface-mounted downlights and a range of wall mounted.

Due to its different sizes it is possible to create different lighting setups.
In the direct light wall mounted, Mun Light 780, Mun Light 480 and Mun Light 300, the LED power, color temperature (3000K or 4000K) and outer luminaire diameter vary; and are aimed to create setups where the diffuser's luminance is equivalent. The luminaire body is made of extruded aluminum and curved with a special manufacturing process. The diffuser is made of opal polycarbonate especially for LED.
In the indirect light wall mounted, Mun Dark 300, Mun Dark 180 and Mun Dark 120, the LED power, color temperature (3000K or 4000K) and outer luminaire diameter vary; and are aimed to create setups.
Mun is available in texturized white or texturized graphite and are ideal for applications such as hotels, restaurants, shops, homes...

Custom-made possibilities

Finishes

CE | IP 20 | IK 08 | CLASE I | PMMA DIFUSER | AI | 650º | LED



Surface MUN LIGHT 300

W	K	lm Output	Color	Ref.
8	3000	761	□	105.41.02.0
8	3000	716	■	105.41.02.2
8	4000	761	□	105.40.02.0
8	4000	716	■	105.40.02.2

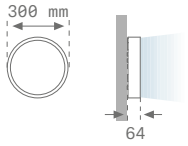

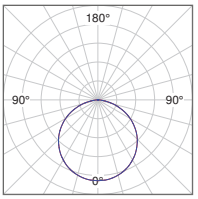

10541020
η = 100%
Imax = 342 cd/klm
UTE: 1,00E + 0,00T
CIE: 46 79 96 100 100

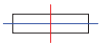

Custom-made possibilities P. 179





Surface MUN LIGHT 480

W	K	lm Output	Color	Ref.
20	3000	2311	□	105.41.01.0
20	3000	2181	■	105.41.01.2
20	4000	2311	□	105.40.01.0
20	4000	2181	■	105.40.01.2

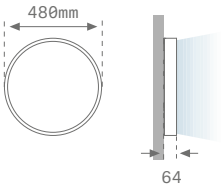

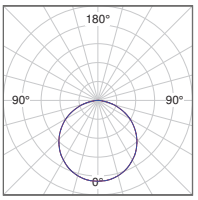

10541010
η = 100%
Imax = 342 cd/klm
UTE: 1,00E + 0,00T
CIE: 46 78 96 100 100



Custom-made possibilities P. 179





Surface MUN LIGHT 780

W	K	lm Output	Color	Ref.
60	3000	6694	□	105.41.00.0
60	3000	6602	■	105.41.00.2
60	4000	6994	□	105.40.00.0
60	4000	6602	■	105.40.00.2

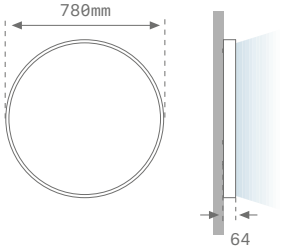

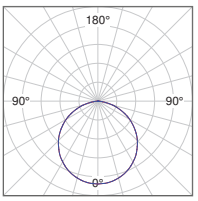

10541000
η = 100%
Imax = 351 cd/klm
UTE: 1,00E + 0,00T
CIE: 47 79 96 100 100



Custom-made possibilities P. 179



CE IP 20 CLASE I PC DIFUSER 960° LED



Surface MUN DARK 120

W	K	lm Output	Color	Ref.
1	3000	30	□	105.41.12.0
1	3000	30	■	105.41.12.2
1	4000	30	□	105.40.12.0
1	4000	30	■	105.40.12.2

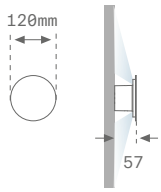



Surface MUN DARK 180

W	K	lm Output	Color	Ref.
1	3000	45	□	105.41.11.0
1	3000	45	■	105.41.11.2
1	4000	45	□	105.40.11.0
1	4000	45	■	105.40.11.2

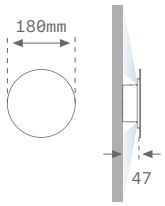



Surface MUN DARK 300

W	K	lm Output	Color	Ref.
3	3000	90	□	105.41.10.0
3	3000	90	■	105.41.10.2
3	4000	90	□	105.40.10.0
3	4000	90	■	105.40.10.2

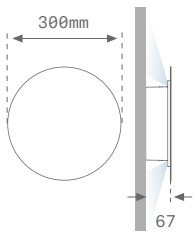





City Chic, Melbourne (Australia)

Trace

“Light reveals shape”

Design by
artec3 Studio

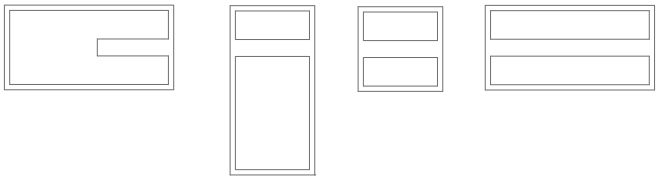

Searching for a way in which to illuminate spaces without the light source being visible, and taking inspiration from the light created by the moon during a solar eclipse, a new luminaire was created which reveals itself when it is turned on, creating a soft, diffused light that seems to come from within a line.



P.184 P.342



Trace 100



LED: 68 lm
3000 K

■ Black



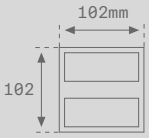

Trace 200



LED: 92 lm
3000 K

■ Black



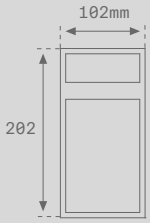

Trace 200



LED: 94 lm
3000 K

■ Black



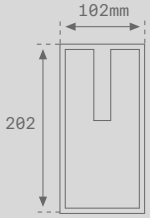

Trace 200



LED: 156 lm
3000 K

■ Black











The range of wall recessed luminaires Trace, is fully integrated, giving prominence to the space to be lit.

This range of luminaires is very suitable for flooding walkways, stairs or rooms that require comfortable lighting. The variety of designs makes it possible to create countless different patterns on the wall. The family consists of an indoor model with IP40 and an outdoor model with IP65.
Trace consists of four versions, of two different dimensions, which allow making luminous compositions on the wall. Made in bended iron metalsheet, with matt black serigraphed tempered glass, for LED technology with warm white colour temperature and control gear included.
With texturized white lacquered aluminium symmetric or asymmetric reflector and luminous support fixed at 90º respect the ground to generate an indirect and comforting lighting.
To mount is necessary the recessing box as an accessory.

Custom-made possibilities

K 4000 K

Finised in Serigraphy
Custom-made in Serigraphy



TRACE 100

W	lm Output	Color	Ref.
1	68	■	56.41.60.2

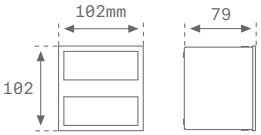

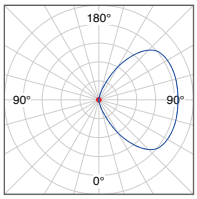

5641602
η = 100%
Imax = 337 cd/klm
UTE: 0,50T
CIE: 12 39 70 50 100

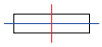

Custom-made possibilities P. 187

K

Accessories



TRACE 100 recessing box

Ref.	Color
56.00.70.3	◪

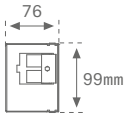

* Mandatory Accessory

IP 40 | CLASE I | GLASS | 3-25 mm | 94 x 199 | LED 3000 K



TRACE 200

W	Im Output	Color	Ref.
1	92	■	56.41.61.2

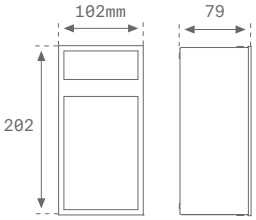

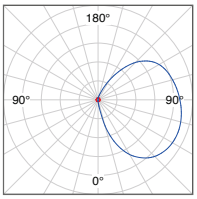

5641612
η = 100%
Imax = 365 cd/klm
UTE: 0,57J + 0,43T
CIE: 17 44 73 57 100



Custom-made possibilities P. 187

K



W	Im Output	Color	Ref.
1	94	■	56.41.62.2

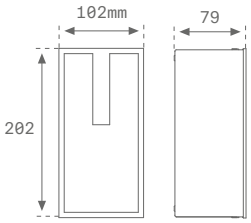

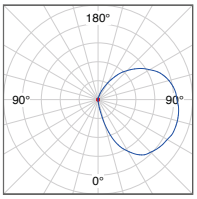

5641622
η = 100%
Imax = 357 cd/klm
UTE: 0,42T
CIE: 16 43 72 58 100



Custom-made possibilities P. 187

K



W	Im Output	Color	Ref.
3	156	■	56.41.63.2

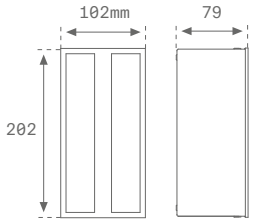

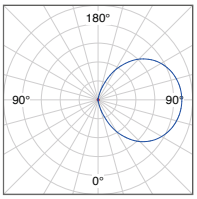

5641632
η = 100%
Imax = 354 cd/klm
UTE: 0,50T
CIE: 11 36 67 50 100



Custom-made possibilities P. 187

K

Accessories



TRACE 200 recessing box

Ref.	Color
56.00.71.3	◪

*Mandatory Accessory

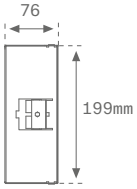



Papalote Museo Del Niño (Mexico)



Papalote Museo Del Niño (Mexico)

Maui



The Maui family consists of pendulum downlights, wall mounted luminaires and spotlights, ideal for both general and spot lighting.

All models include warm white LED (3200 K), providing efficient glare-free lighting ideal for hotels, restaurants, shops and homes.
The wall mounted model is available in indirect and direct-indirect version providing a warm diffuse light.
Made of die cast aluminium, they are available in 2 finishes: texturized white, texturized graphite, and the metal sheet in chrome or warm grey.

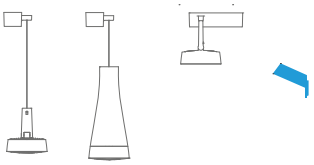

P.112 P.112 P.170 P.192

IP 20 | AI | PC DIFUSER | 850º | LED 3000 K



MAUI G2 indirect

W	Im Output	Color	Ref.
6	610	□ + ○	73.41.45.0
6	610	■ + ○	73.41.45.2
6	610	□ + ○	73.41.44.0
6	610	■ + ○	73.41.44.2

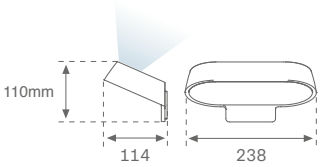

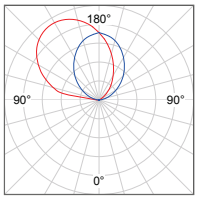

7341450
η = 100%
Imax = 471 cd/klm
UTE: 0,97T
CIE: 229 100 100 3 100



○ Chrome decorative cover

○ Texturised warm grey decorative cover



MAUI G2 direct-indirect

W	Im Output	Color	Ref.
13	1070	□	73.41.46.0
13	1070	■	73.41.46.2

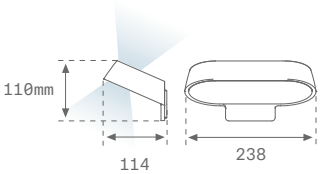

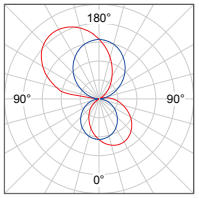

7341460
η = 100%
Imax = 256 cd/klm
UTE: 0,40D + 0,60T
CIE: 54 83 99 40 100



Custom-made possibilities

K 4000 K

Finishes

Ambient

“The light that hides from sight”

Design by
Lamp

This wall-mounted luminaire likes to go unnoticed. Its neutral design helps it to achieve this goal. A light that hides within itself as if it does not want to be found, the most standout feature of this product is the environment that it creates.



Ambient is a wall-washing linear luminaire with direct and indirect diffuse lighting with two beams of light, which can be mounted to walls or ceilings.

It is designed for MID-POWER LED, with warm or neutral white colour temperature, and with a glazed polycarbonate diffuser in the 2 light outputs. Available in two lengths and in satin grey or matt white finish.
The Ambient luminaire is suitable for creating warm, relaxing atmospheres in hotels, restaurants and indoor walkways.

Custom-made possibilities

Bluetooth control

Finishes

IP 40 | IK 06 | CLASE I | AI | PC DIFUSER | 650º | LED



AMBIENT LED

L mm	W	K	lm Output	Color	Ref.	Ref.	Ref.
700	16	3000	1950	■	88.40.20.3	□	88.40.20.0
700	16	4000	2030	■	88.41.20.3	□	88.41.20.0
1300	31	3000	3900	■	88.40.21.3	□	88.40.21.0
1300	31	4000	4060	■	88.41.21.3	□	88.41.21.0

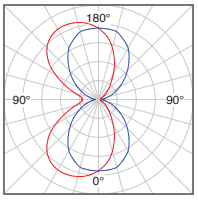

8841200
η = 100%
Imax = 216 cd/klm
UTE: 0,50D + 0,50T
CIE: 56 85 100 50 100

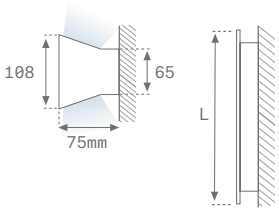



Albergue Museo Casa Grande de Lusio, Lugo (Spain)

Fil 35

"Reinventing a classic concept: Lighting expression"

Design by
Lamp

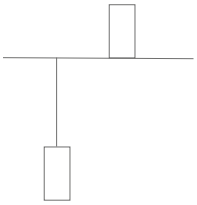

The miniaturisation of this product family retains linearity while performing as a lighting solution to highly demanding spaces in terms of formality requirements, blending in fully with its surroundings. Fil 35 is the structure that fits the maximum technology within the minimum volume.


Working for light
that works

Fil 35



■ Black
▩ Grey
□ White

LED
Opal

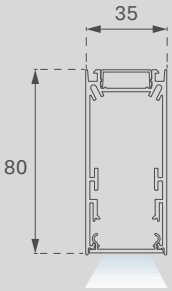

Fil 35 Recessed

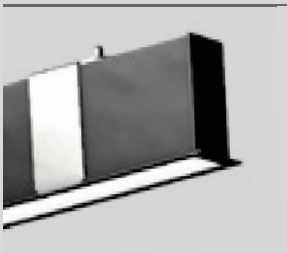

■ Black
▩ Grey
□ White

LED
Opal

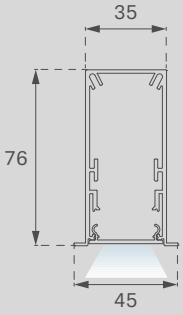

Fil 35 Trimless



■ Black
▩ Grey
□ White

LED
Opal

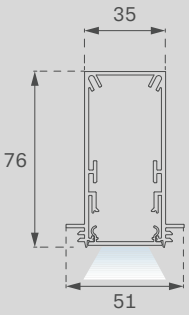

LENGHTS

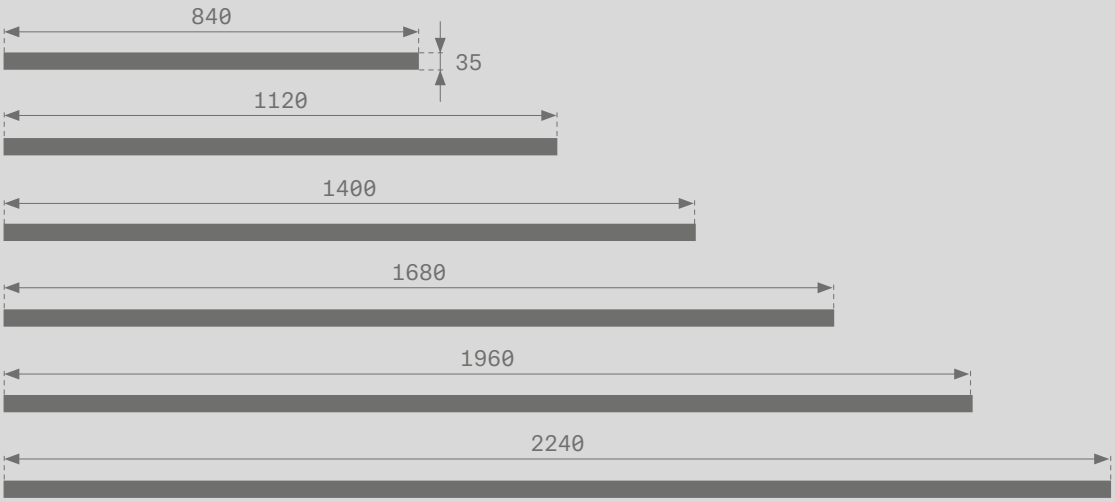

Fil 35 is a linear luminaire family with a wide range of lengths, thanks to the dimensions miniaturization allows a high integration of the product in the space.

It is available for surface, recessed and recessed trimless installations, with six standardized lengths; and with black, white or grey matt finishings.
Integrates MID-POWER LED technology with warm white and neutral white color temperature. Models with DALI regulation drivers are available.

Custom-made possibilities

Finishes

IP 20 | AI | 850° | 1-25 mm | CLASE I | LED

FIL 35: **F31** NEW

SURFACE **SF**



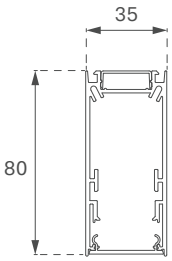

RECESSED **RE**



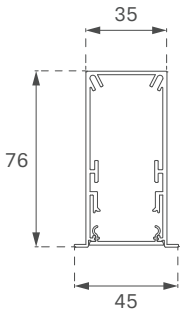

New Coding System

Family	Installation	Lenghts	Lm LED	Optic	CRI	K	Gears	Finishes
Fil 35 **F31**	Surface **SF**	840mm **084**	1400lm **LO**	Opal **OP**	80 **8**	3000 **30**	On/Off **N**	Black **B**
	Recessed **RE**	1120mm **112**				4000 **40**	DALI **D**	Grey **G**
		1400mm **140**						White **W**
		1680mm **168**						
		1960mm **196**						
		2240mm **224**						
Example: **F31**	**SF**	**084**	**LO**	**OP**	**8**	**30**	**N**	**B**

= F31 SF 084 LO OP 8 30N B

TRIMLESS **TR**



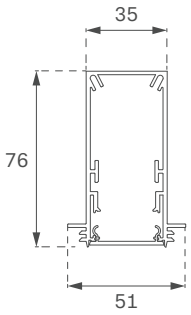

New Coding System

Family	Installation	Lenghts	Lm LED	Optic	CRI	K	Gears	Finishes
Fil 35 **F31**	Trimless **TR**	840mm **084** 1120mm **112** 1400mm **140** 1680mm **168** 1960mm **196** 2240mm **224**	1400lm **LO**	Opal **OP**	80 **8**	3000 **30** 4000 **40**	On/Off **N** DALI **D**	White **W**
Example: **F31**	**TR**	**084**	**LO**	**OP**	**8**	**30**	**N**	**W**

= **F31 TR 084 LO OP 8 30 N W**

Accessories



Height-adjustable steel cable

Ref.	
F3SUWIDE1000G	1m
F3SUWIDE4000G	3m



Set of 2 fixings for joint
2 unit/ref.

Ref.
F3JO



End cover

Ref.	Color
F3SUECB	■
F3SUECW	□
F3SUECG	▩



End cover

Ref.	Color
F3REECB	■
F3REECW	□
F3REECG	▩

Fil 45

"A classic's functional evolution: The calling to give answers"

Design by
Lamp

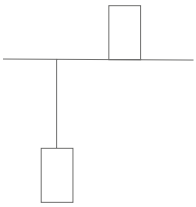

Retaining the family's timelessness, Fil renews itself by reducing its size and increasing its possibilities. Fil 45's calling is to provide quality general lighting, capable of adapting to any space. While responding to the high lighting requirements that a project may require.



Fil 45



- Black
- Grey
- White

LED
Opal Dir-Ind
Prismatic Dir-Ind
Opal
Prismatic

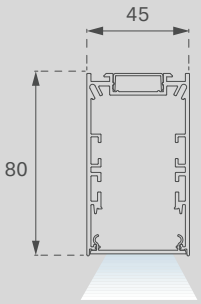

Fil 45 Recessed



- Black
- Grey
- White

LED
Opal
Prismatic

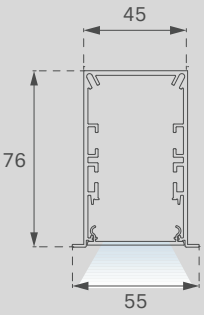

Fil 45 Tech



- Black
- Grey
- White

LED
Tech

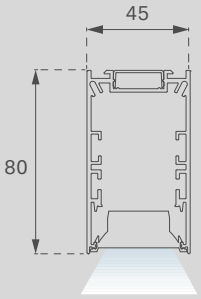

Fil 45 Recessed Tech



- Black
- Grey
- White

LED
Tech

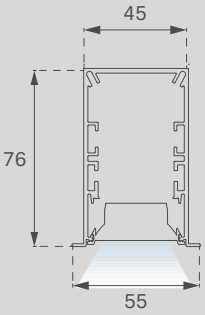

LENGHTS

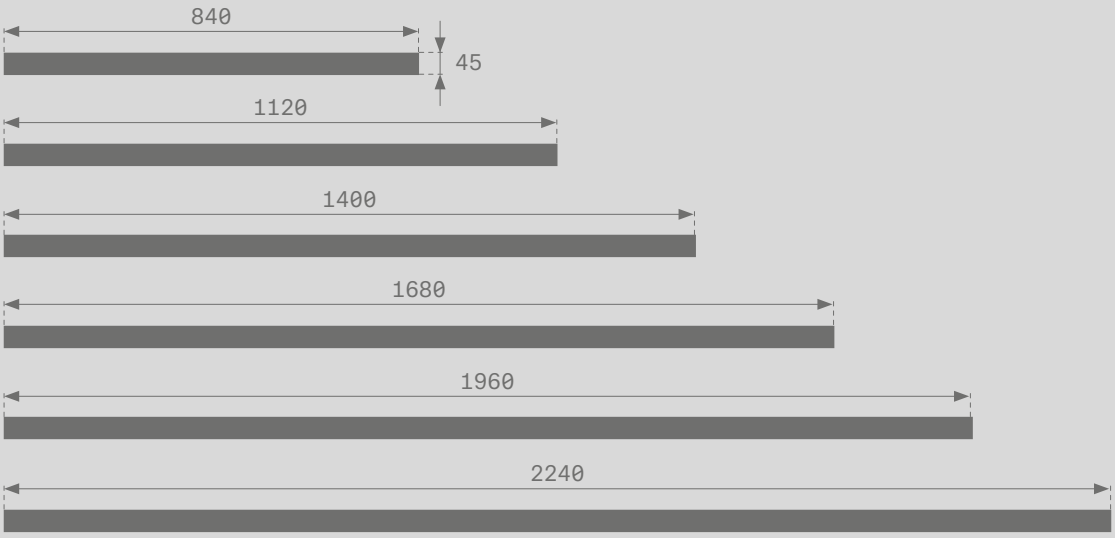

Fil 35 is a linear luminaire family with a wide range optical solutions, thanks to dimensions optimization and the wide range of lighting distributions allow a wide versatility to adapt to technical requirements of the spaces.

Available with direct distributions and solutions with opal and prismatic diffusers or reflectors for a better glaring control; and an option with direct and indirect for opal and prismatic models.
It is available for surface or recessed installation, with six standardized lengths; and with black, white and grey mat finishings.
Integrates MID-POWER LED technology with warm white or neutral white colour temperature and also with a tuneable white option. Available with DALI drivers, that are used as standard in tuneable white models.

Custom-made possibilities

Finishes

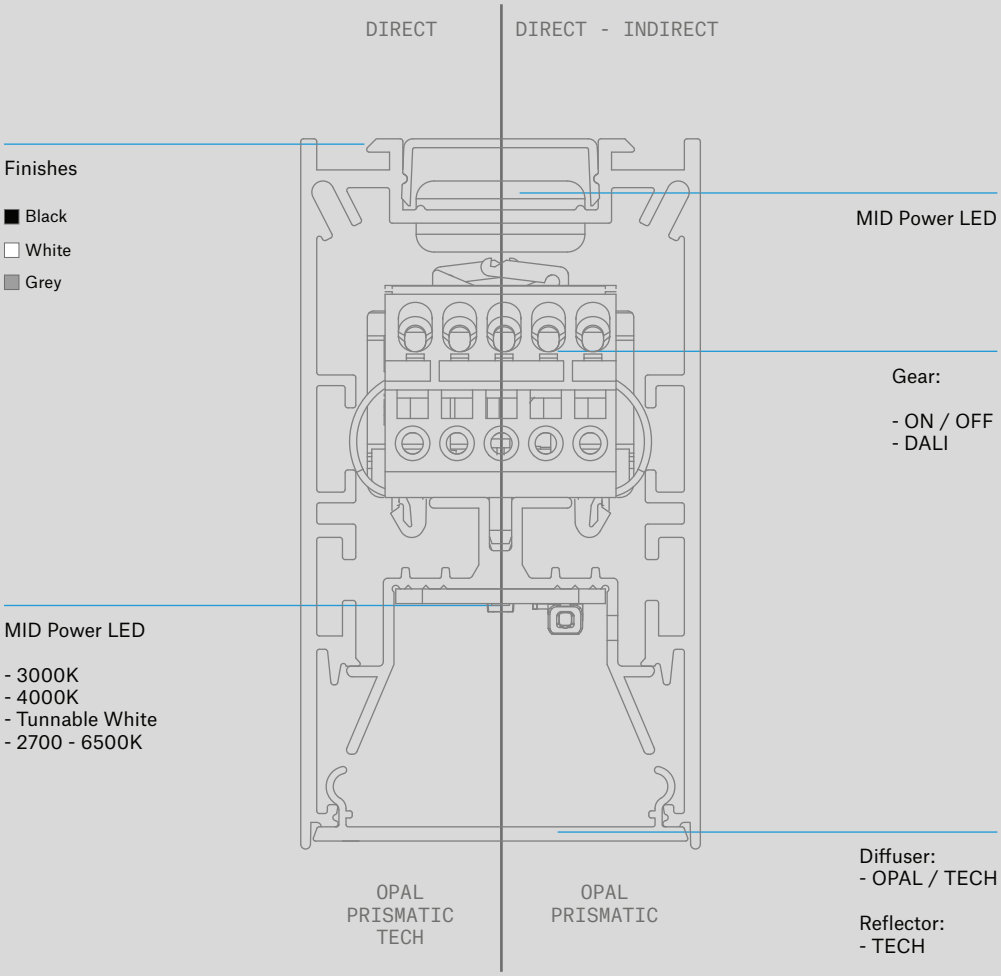
DIRECT
DIRECT - INDIRECT
Finishes
Black
White
Grey
MID Power LED
Gear:
- ON / OFF
- DALI
MID Power LED
- 3000K
- 4000K
- Tunnable White
- 2700 - 6500K
Diffuser:
- OPAL / TECH
Reflector:
- TECH
OPAL
PRISMATIC
TECH
OPAL
PRISMATIC



OPAL



PRISMATIC



TECH

RECESSED

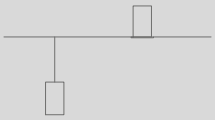

SUSPENDED

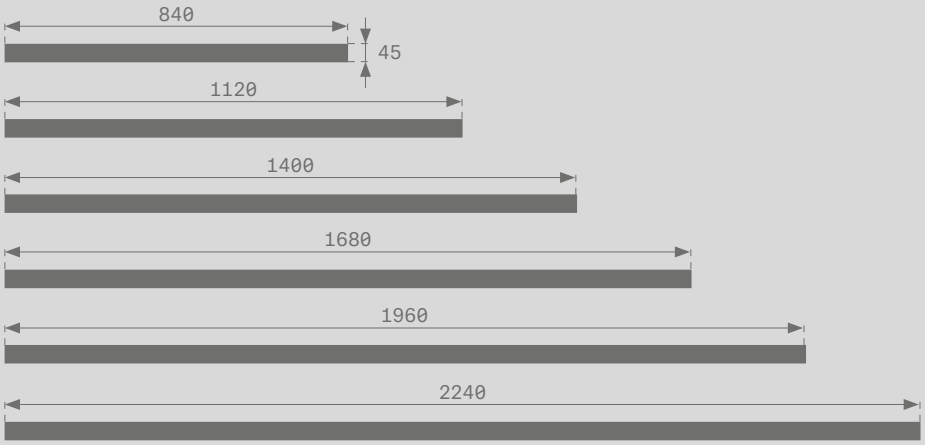



OPAL
Direct-Indirect



PRISMATIC
Direct-Indirect



SUSPENDED

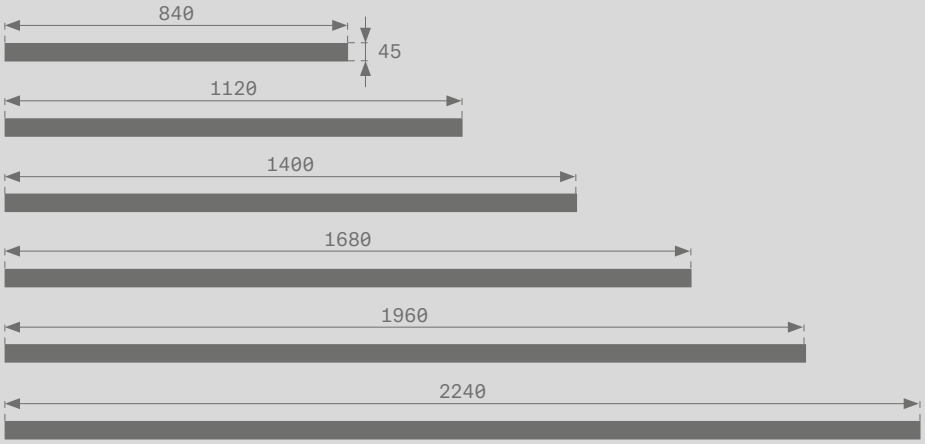

RECESSED



OPAL TW

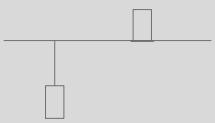

SUSPENDED

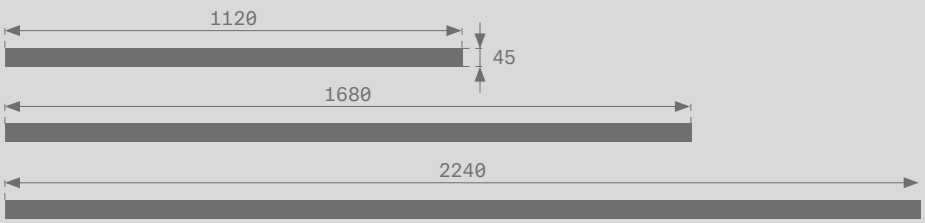

FIL 45: **F41** NEW

OPAL PRISMATIC **SF**



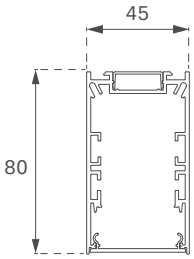

OPAL PRISMATIC **RE**

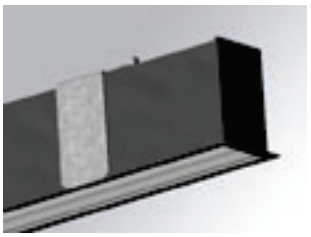

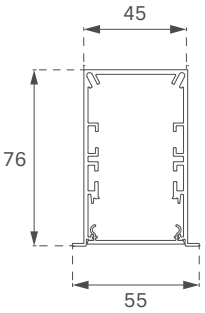

TECH **SF**



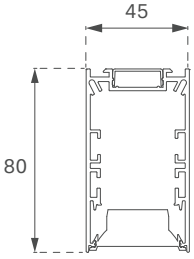

TECH **RE**



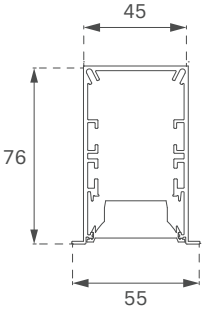

New Coding System

FIL 45 DIRECT

Family	Installation	Lenghts	Lm LED	Optic	CRI	K	Gears	Finishes
Fil 45 **F41**	Surface **SF**	840mm **084**	2320lm **MO**	Opal **OP**	80 **8**	3000 **30**	On/Off **N**	Black **B**
	Recessed **RE**	1120mm **112**		Prismatic **PR**		4000 **40**	DALI **D**	Grey **G**
		1400mm **140**		Tech **TE**				White **W**
		1680mm **168**						
		1960mm **196**						
		2240mm **224**						
Example: **F41**	**SF**	**084**	**MO**	**OP**	**8**	**30**	**N**	**B**

= **F41 SF 084 MO OP 8 30 N B**

FIL 45 DIRECT -INDIRECT

Family	Installation	Lenghts	Lm LED	Optic	CRI	K	Gears	Finishes
Fil 45 **F41**	Surface **SF**	840mm **084** 1120mm **112** 1400mm **140** 1680mm **168** 1960mm **196** 2240mm **224**	2320lm **MO**	Direct- Indirect **IO** Opal Direct- Indirect Prismatic **IP**	80 **8**	3000 **30** 4000 **40**	On/Off **N** DALI **D**	Black **B** Grey **G** White **W**
Example: **F41**	**SF**	**084**	**MO**	**IO**	**8**	**30**	**N**	**B** = **F41 SF 084 MO IO 8 30 N B**

FIL 45 TW

Family	Installation	Lenghts	Lm LED	Optic	CRI	K	Gears	Finishes
Fil 45 **F41**	Surface **SF** Recessed **RE**	1120mm **112** 1680mm **168** 2240mm **224**	2320lm **MO**	Opal **OP**	90 **9**	Tunnable White 2700-6500K **TW**	DALI **D**	Black **B** Grey **G** White **W**
Example: **F41**	**SF**	**112**	**MO**	**OP**	**9**	**TW**	**D**	**B** = **F41 SF 112 MO OP 9 TW D B**

Accessories



Set of 2 fixings for joint
2 unit/ref.

Ref.
F4JO



End cover

Ref.	Color
F4SUECB	■
F4SUECW	□
F4SUECG	▒



End cover

Ref.	Color
F4REECB	■
F4REECW	□
F4REECG	▒

Fil

“Integration in every interior space”

Design by
Lamp

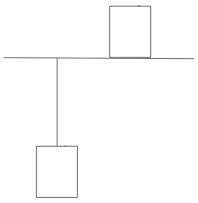

Fil is a family of small structures that are characterised by their neutral, minimalist, and timeless designs. These qualities, and its wide range of options, will allow you to use these products in a variety of different ways in any kind of interior space.

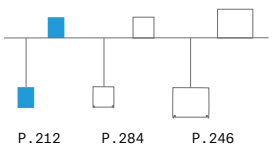

P.212 P.284 P.246



Fil LED G2



LED: 1900 lm - 6074 lm
3000 / 4000 K
ON/OFF, DALI

- ☐ Matt White
- ☐ Texturised Grey



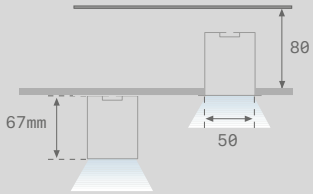

Fil Opal



Lamps: 1x14/24 W | 1x28/54 W
1x35/49/80 W

- ☐ Matt White
- ☐ Texturised Grey



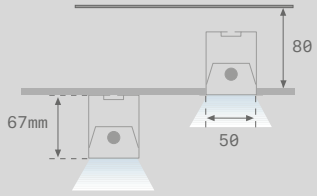

Fil Parabolic



Lamps: 1x14/24 W | 1x28/54 W
1x35/49/80 W

- ☐ Matt White
- ☐ Texturised Grey



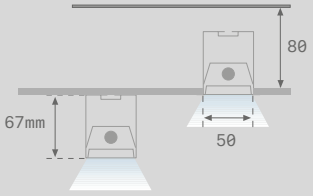

LENGHTS

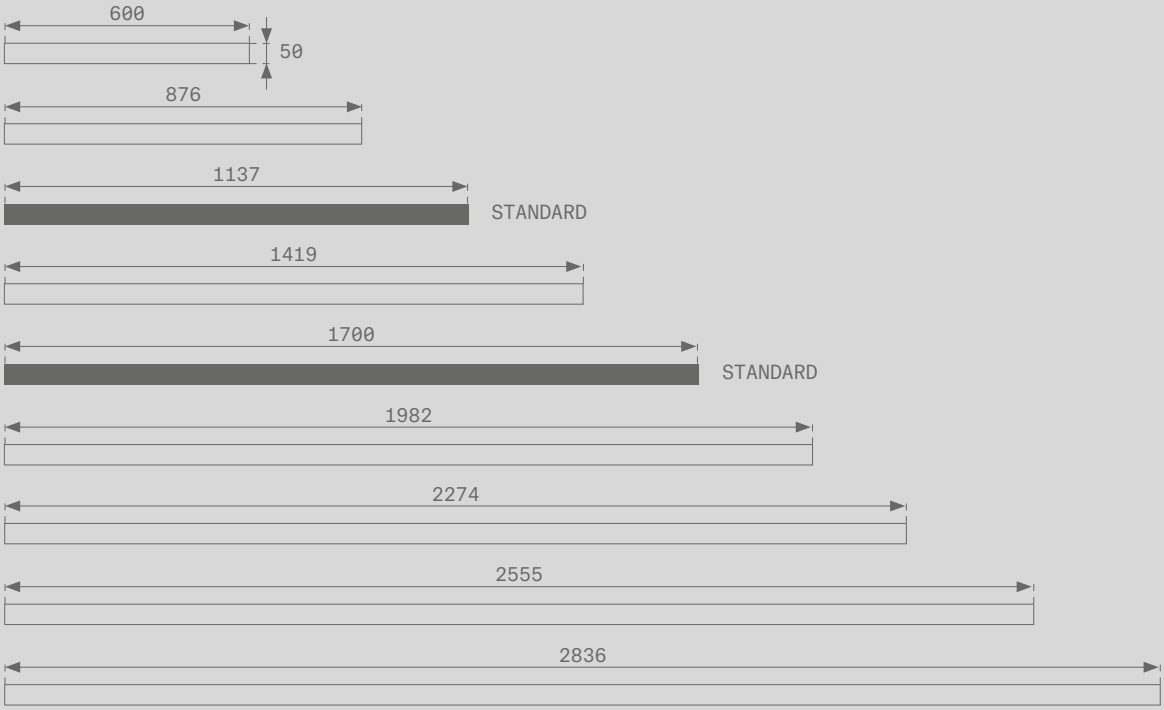



Fil, Fil + and Fil Med is a comprehensive family of modular structures for suspending, mounting or recessing, which, thanks to its diffusers and reflectors, different dimensions and its accessories, offers great versatility, making it an ideal option for the general lighting of offices, hotels, restaurants, schools, etc.

They are available in surface and recessed version, either in gloss grey or matt white. FIL is the smallest model. Profile made of satin grey or matt white lacquered extruded aluminium. Models for MID-POWER LED or HE/HO T5 tube, and control gear included. With opal and prismatic polycarbonate diffuser or parabolic optics (on models for T5). With an IP20 or IP42 protection rating. Insulation class I.

Custom-made possibilities

- Dimmable 1-10V
- Dimmable TRIAC
- Dimmable PUSH
- Dimmable DALI
- Lenghts 600/876/**1137**/1419/**1700**/1982/2274/2555/2836mm
- Formats Corner
- Finishes
- Sensor Integration
- Bluetooth control

IP 42 | IK 07 | CLASE I | AI | PC DIFUSER | 650º | Group 0 EN 62471 | LED



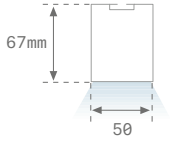

FIL LED G2 opal

Lmm	W	K	lm Output	Reg.	Color	Ref.	Color	Ref.
1137	19	3000	1900	-	■	147.41.40.3	□	147.41.40.0
1137	19	3000	1900	DALI	■	147.81.40.3	□	147.81.40.0
1137	19	4000	2004	-	■	147.40.40.3	□	147.40.40.0
1137	19	4000	2004	DALI	■	147.80.40.3	□	147.80.40.0
1137	37	3000	3566	-	■	147.41.42.3	□	147.41.42.0
1137	37	4000	3761	-	■	147.40.42.3	□	147.40.42.0
1700	28	3000	2850	-	■	147.41.41.3	□	147.41.41.0
1700	28	3000	2850	DALI	■	147.81.41.3	□	147.81.41.0
1700	28	4000	3006	-	■	147.40.41.3	□	147.40.41.0
1700	28	4000	3006	DALI	■	147.80.41.3	□	147.80.41.0
1700	55	3000	5349	-	■	147.41.43.3	□	147.41.43.0
1700	55	4000	5642	-	■	147.40.43.3	□	147.40.43.0

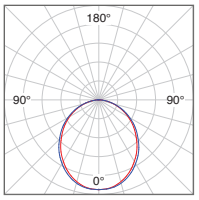

FIL LED G2 OPAL 4 x LLE
η = 100%
Imax = 380 cd/klm
UTE: 1,00E + 0,00T
CIE: 49 80 96 100 100



Custom-made possibilities P. 215

1-10V | L | PUSH | F | TRIAC | DALI



Recessed FIL LED G2 opal

Lmm	W	K	lm Output	Y*	Reg.	Color	Ref.	Color	Ref.
1137	19	3000	1900	1147	-	■	147.41.50.3	□	147.41.50.0
1137	19	3000	1900	1147	DALI	■	147.81.50.3	□	147.81.50.0
1137	19	4000	2004	1147	-	■	147.40.50.3	□	147.40.50.0
1137	19	4000	2004	1147	DALI	■	147.80.50.3	□	147.80.50.0
1137	37	3000	3566	1147	-	■	147.41.52.3	□	147.41.52.0
1137	37	4000	3761	1147	-	■	147.40.52.3	□	147.40.52.0
1700	28	3000	2850	1710	-	■	147.41.51.3	□	147.41.51.0
1700	28	3000	2850	1710	DALI	■	147.81.51.3	□	147.81.51.0
1700	28	4000	3006	1710	-	■	147.40.51.3	□	147.40.51.0
1700	28	4000	3006	1710	DALI	■	147.80.51.3	□	147.80.51.0
1700	55	3000	5349	1710	-	■	147.41.53.3	□	147.41.53.0
1700	55	4000	5642	1710	-	■	147.40.53.3	□	147.40.53.0

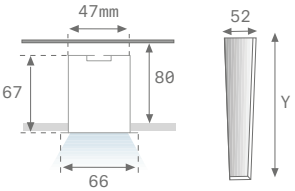

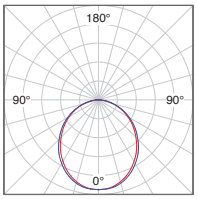

FIL LED G2 OPAL 4 x LLE
η = 100%
Imax = 380 cd/klm
UTE: 1,00E + 0,00T
CIE: 49 80 96 100 100



Custom-made possibilities P. 215

1-10V | L | PUSH | F | TRIAC | DALI

*For continuous mounting: L x n° luminaires + 10mm

Accessories (P. 220)
Suspensions (P. 280)

CE | IP 42 | IK 07 | CLASE I | AI | PC DIFUSER | 650º | Group 0 EN 62471 | LED



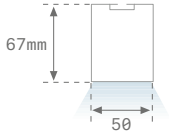

FIL LED G2 Prismatic

Lmm	W	K	lm Output	Reg.	Color	Ref.	Color	Ref.
1137	19	3000	2038	-	■	147.41.45.3	□	147.41.45.0
1137	19	3000	2038	DALI	■	147.81.45.3	□	147.81.45.0
1137	19	4000	2150	-	■	147.40.45.3	□	147.40.45.0
1137	19	4000	2150	DALI	■	147.80.45.3	□	147.80.45.0
1137	37	3000	3838	-	■	147.41.47.3	□	147.41.47.0
1137	37	4000	4049	-	■	147.40.47.3	□	147.40.47.0
1700	28	3000	3057	-	■	147.41.46.3	□	147.41.46.0
1700	28	3000	3057	DALI	■	147.81.46.3	□	147.81.46.0
1700	28	4000	3225	-	■	147.40.46.3	□	147.40.46.0
1700	28	4000	3225	DALI	■	147.80.46.3	□	147.80.46.0
1700	55	3000	5757	-	■	147.41.48.3	□	147.41.48.0
1700	55	4000	6074	-	■	147.40.48.3	□	147.40.48.0

UGR <19
For 4H, 8H 70/ 50 /20

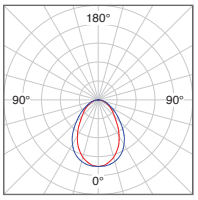

FIL LED G2 PRISMATIC
η = 100%
lmax = 529 cd/klm
UTE: 1,00D + 0,00T
CIE: 59 86 97 100 100



Custom-made possibilities P. 215

1-10V | L | PUSH | F | TRIAC | DALI



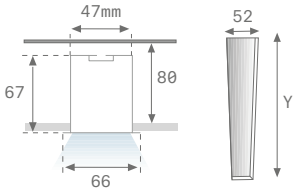

Rec. FIL LED G2 Prismatic

Lmm	W	K	lm Output	Y*	Reg.	Color	Ref.	Color	Ref.
1137	19	3000	2038	1147	-	■	147.41.55.3	□	147.41.55.0
1137	19	3000	2038	1147	DALI	■	147.81.55.3	□	147.81.55.0
1137	19	4000	2150	1147	-	■	147.40.55.3	□	147.40.55.0
1137	19	4000	2150	1147	DALI	■	147.80.55.3	□	147.80.55.0
1137	37	3000	3838	1147	-	■	147.41.57.3	□	147.41.57.0
1137	37	4000	4049	1147	-	■	147.40.57.3	□	147.40.57.0
1700	28	3000	3057	1710	-	■	147.41.56.3	□	147.41.56.0
1700	28	3000	3057	1710	DALI	■	147.81.56.3	□	147.81.56.0
1700	28	4000	3225	1710	-	■	147.40.56.3	□	147.40.56.0
1700	28	4000	3225	1710	DALI	■	147.80.56.3	□	147.80.56.0
1700	55	3000	5757	1710	-	■	147.41.58.3	□	147.41.58.0
1700	55	4000	6074	1710	-	■	147.40.58.3	□	147.40.58.0

UGR <19
For 4H, 8H 70/ 50 /20

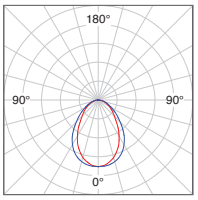

FIL LED G2 PRISMATIC
η = 100%
lmax = 529 cd/klm
UTE: 1,00D + 0,00T
CIE: 59 86 97 100 100



Custom-made possibilities P. 215

1-10V | L | PUSH | F | TRIAC | DALI

* For continuous mounting: L x nº luminaires + 10mm

Accessories (P. 220)
Suspensions (P. 280)

IP 42 | IK 06 | CLASE I | AI | PC DIFUSER | 650º | G5 T5/T16



FIL opal

T5 HE-HO Multi-power electronic

Lmm	W	Color	Ref.	Color	Ref.
660	1x14/24	■	47.41.61.3	□	47.41.61.0
1260	1x28/54	■	47.41.62.3	□	47.41.62.0
1560	1x35/49/80	■	47.41.63.3	□	47.41.63.0

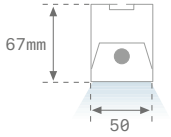

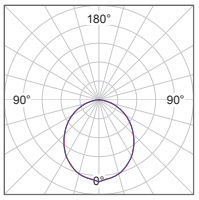

4741610
η = 45%
Imax = 173 cd/klm
UTE: 0,45E + 0,00T
CIE: 49 80 98 100 45



Custom-made possibilities P. 215

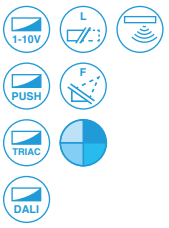

Recessed FIL opal

T5 HE-HO Multi-power electronic

Lmm	W	Y*	Color	Ref.	Color	Ref.
660	1x14/24	670	■	47.41.81.3	□	47.41.81.0
1260	1x28/54	1270	■	47.41.82.3	□	47.41.82.0
1560	1x35/49/80	1570	■	47.41.83.3	□	47.41.83.0

*For continuous mounting: L x nº luminaires + 10mm

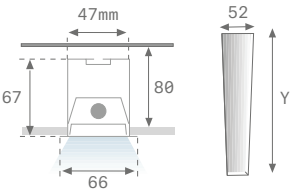

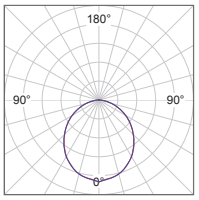

4741810
η = 45%
Imax = 173 cd/klm
UTE: 0,45E + 0,00T
CIE: 49 80 98 100 45



Custom-made possibilities P. 215

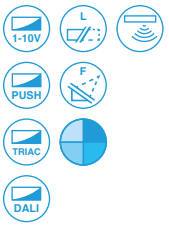

Accessories (P. 220)
Suspensions (P. 280)



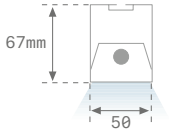

FIL Parabolic

T5 HE-HO Multi-power electronic

Lmm	W	Color	Ref.	Color	Ref.
660	1x14/24	■	47.41.64.3	□	47.41.64.0
1260	1x28/54	■	47.41.65.3	□	47.41.65.0
1560	1x35/49/80	■	47.41.66.3	□	47.41.66.0

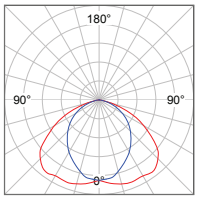

4741640
η = 63%
Imax = 237 cd/klm
UTE: 0,63D
CIE: 49 84 99 100 63



Custom-made possibilities P. 215

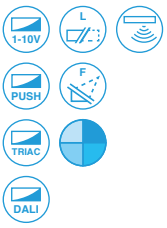



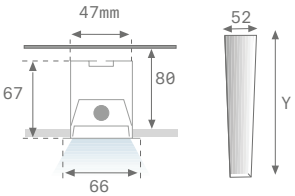

Recessed FIL Parabolic

T5 HE-HO Multi-power electronic

Lmm	W	Y*	Color	Ref.	Color	Ref.
660	1x14/24	670	■	47.41.84.3	□	47.41.84.0
1260	1x28/54	1270	■	47.41.85.3	□	47.41.85.0
1560	1x35/49/80	1570	■	47.41.86.3	□	47.41.86.0

*For continuous mounting: L x n° luminaires + 10mm

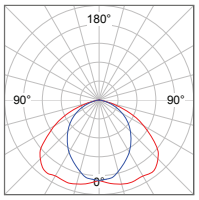

4741840
η = 63%
Imax = 237 cd/klm
UTE: 0,63D
CIE: 49 84 99 100 63



Custom-made possibilities P. 215

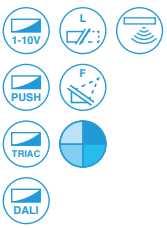

Accessoires (P. 220)
Suspensions (P. 280)

Accessories for surface



Profile and cover
max. 3m

Ref.	Color
47.05.00.3	■
47.05.00.0	□
47.05.10.3	■
47.05.10.0	□



End cover

Ref.	Color
47.00.44.3	■
47.00.44.0	□



Opal polycarbonate diffuser
max. 3m

Ref.	Color
47.00.59.0	□



Set of 2 fixings per joint
2 unit/ref.

Ref.
96.06.01.0



90° corner joint

Ref.	Color
47.05.20.3	■
47.05.20.0	□



90° wall corner joint

Ref.	Color
47.00.42.3	■
47.00.42.0	□



Revolving end cover
2 unit/ref.

Ref.	Color
47.05.51.3	■
47.05.51.0	□

355°



Revolving intermediate cover
1 unit/ref.

Ref.	Color
47.05.50.3	■
47.05.50.0	□

355°



Wall bracket joint
2 unit/ref.

Ref.	Color	Lm
96.07.45.3	■	75
96.07.45.0	□	75
96.07.46.3	■	300
96.07.46.0	□	300



Adjustable wall bracket
2 unit/ref.

Ref.	Color
96.00.06.3	■
96.00.06.0	□



Perpendicular wall bracket

Ref.
47.06.41.3



Disposable wrist strap

Ref.
96.00.99.0

Recessed accessories



Profile and cover
max. 3m

Ref.	Color
47.00.58.3	■
47.00.58.0	□
47.05.10.3	■
47.05.10.0	□



90° corner joint

Ref.	Color
47.05.21.3	■
47.05.21.0	□



Opal polycarbonate diffuser
ma**x. 3m**

Ref.	Color
47.00.59.0	□



End cover

Ref.	Color
47.06.45.3	■
47.06.45.0	□



Set of 2 fixings per joint
2 unit/ref.

Ref.
96.06.01.0



Disposable wrist strap

Ref.
96.00.99.0



Tha American School of Madrid (Spain)



Restaurante Crosta, Barcelona (Spain)

Fil+

“Versatility expressed as structure”

Design by
Lamp

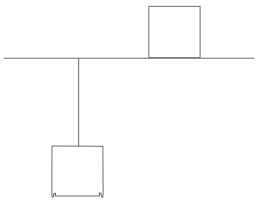

When a luminaire can adapt to any space, it has one of the most valuable characteristics a product can have: versatility. With a minimalist design, Fil+ covers a broad range of applications with indirect and direct lighting options, low-glare models, asymmetrical distribution, and distinct installation choices.

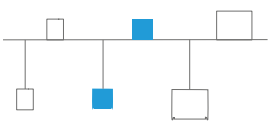

P.212 P.284 P.246



Fil + LED



LED: 1992 - 5318 lm
3000 / 4000 K
ON/OFF, DALI

☐ Matt White

☐ Texturised Grey



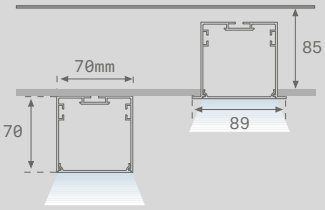

Fil + LED Corner



LED: 996 - 1048 lm
3000 / 4000 K

☐ Matt White

☐ Texturised Grey



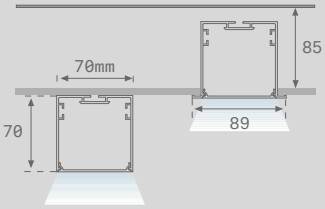

Fil + LED Tech



LED: 1388 - 5743 lm
3000 / 4000 K
ON/OFF, DALI

☐ Matt White

☐ Texturised Grey



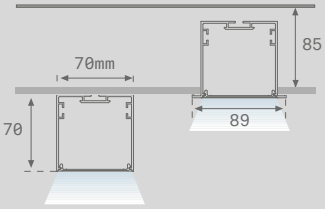

Fil +



Lamps: 1x14/24 W | 1x28/54 W
1x35/49/80 W

☐ Matt White

☐ Texturised Grey



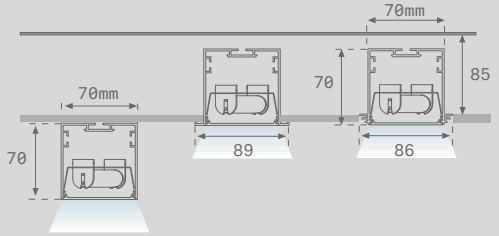

Fil + Tech



Lamps: 1x14/24 W | 1x28/54 W
1x35/49/80 W

☐ Matt White

☐ Texturised Grey



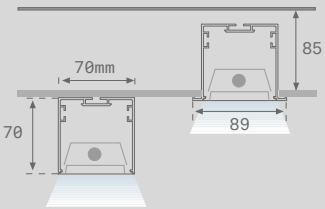



Fil, Fil + and Fil Med is a comprehensive family of modular structures for suspending, mounting or recessing, which, thanks to its diffusers and reflectors, different dimensions and its accessories, offers great versatility, making it an ideal option for the general lighting of offices, hotels, restaurants, schools, etc.

They are available in surface and recessed version, either in gloss grey or matt white.
Apart from Fil + recessed, there is also the version with no frame, Fil + Trimless.
Fil + has 2 versions according to the light source used: one with fluorescent light where the tube is placed diagonally and staggered, and another with LED modules. Both provide continuous lighting with no dark areas with opal and prismatic polycarbonate diffuser. In the technical models, Fil + Tech and Fil + Tech LED, thanks to its double parabola optics which ensures a UGR<19.
Fil + LED Tech Asym with asymmetric distribution allows to realize perimetral lighting or wall washer applications. Fil + LED Corner allows you to create illuminated corners.
There are models available with DALI adjustable equipment.

Custom-made possibilities

- Dimmable 1-10V
- Dimmable TRIAC
- Dimmable PUSH
- Emergency battery
  1453/**1743**/2034/2324/2615/2906mm
  1332/1665/**2000**/2331/2664/2997mm
- Lenghts
  Model Opal: 581/872/**1162**/1453/**1743**/2034/2324/2615/2906mm
  Model Tech: 666/**1000**/1332/1665/**2000**/2331/2664/2997mm
- Formats
- Finishes
- Sensor Integration
- Trimless
- Bluetooth control


1. Fil + LED Tech Asymmetric


2. Fil + LED Tech


3. Fil + LED Opal


4. Fil + LED Direct - Indirect Opal

LENGHTS

OPAL

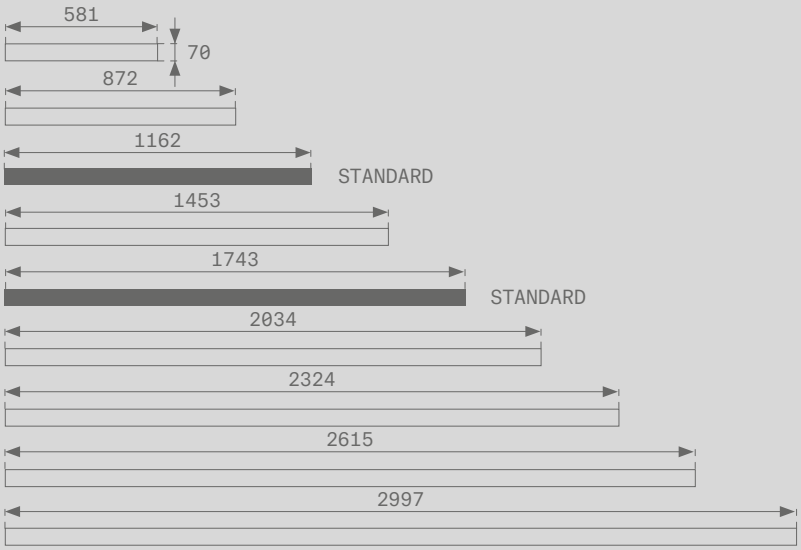

TECH

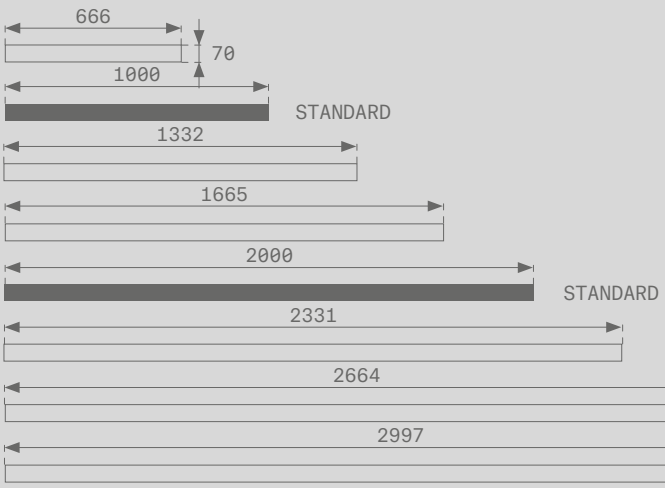



Corner





IP 42 | IK 06 | CLASE I | AI | PC DIFUSER | 650º | Group 0 EN 62471 | LED



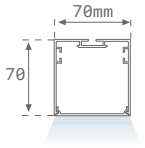

FIL+ LED opal

Lmm	W	K	lm Output	Reg.	Color	Ref.	Color	Ref.
1162	17	3000	1992	-	■	47.41.48.3	□	47.41.48.0
1162	17	3000	1992	DALI	■	47.81.48.3	□	47.81.48.0
1162	17	4000	2143	-	■	47.40.48.3	□	47.40.48.0
1162	17	4000	2143	DALI	■	47.80.48.3	□	47.80.48.0
1162	28	3000	3370	-	■	47.41.56.3	□	47.41.56.0
1162	28	3000	3370	DALI	■	47.81.56.3	□	47.81.56.0
1162	28	4000	3545	-	■	47.40.56.3	□	47.40.56.0
1162	28	4000	3545	DALI	■	47.80.56.3	□	47.80.56.0
1743	25	3000	2988	-	■	47.41.49.3	□	47.41.49.0
1743	25	3000	2988	DALI	■	47.81.49.3	□	47.81.49.0
1743	25	4000	3215	-	■	47.40.49.3	□	47.40.49.0
1743	25	4000	3215	DALI	■	47.80.49.3	□	47.80.49.0
1743	41	3000	5055	-	■	47.41.57.3	□	47.41.57.0
1743	41	3000	5055	DALI	■	47.81.57.3	□	47.81.57.0
1743	41	4000	5318	-	■	47.40.57.3	□	47.40.57.0
1743	41	4000	5318	DALI	■	47.80.57.3	□	47.80.57.0

* Cap not included

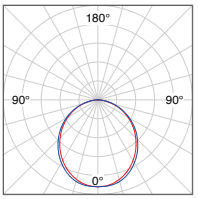

4741483
η = 100%
Imax = 368 cd/klm
UTE: 1,00E + 0,00T
CIE: 48 79 96 100 100



Custom-made possibilities P. 227





FIL+ LED CORNER

W	K	lm Output	Color	Ref.	Color	Ref.
9	3000	996	■	147.41.00.3	□	147.41.00.0
9	4000	1048	■	147.40.00.3	□	147.40.00.0
14	3000	1685	■	147.41.01.3	□	147.41.01.0
14	4000	1813	■	147.40.01.3	□	147.40.01.0

*The fixing for join not included ref. 48.06.04.3

The fixings for union are not included ref. 48.06.04.3

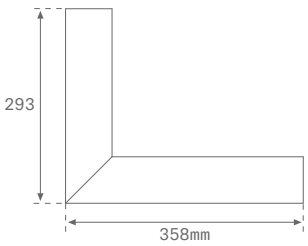



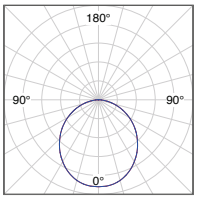

14741000
η = 100%
Imax = 368 cd/klm
UTE: 1,00E + 0,00T
CIE: 48 79 96 100 100



Custom-made possibilities P. 227



IP 42 | IK 06 | CLASE I | AI | PC DIFUSER | 650º | Máx.60mm | Group 0 EN 62471 | LED



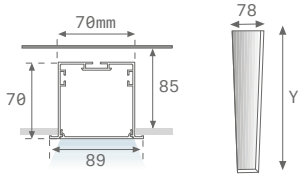

* For continuous mounting: L x n° luminaires + 12mm

Recessed FIL+ LED opal

Lmm	W	K	lm Output	Reg.	Ymm*	Color	Ref.	Color	Ref.
1162	17	3000	1992	-	1174	■	47.41.69.3	□	47.41.69.0
1162	17	3000	1992	DALI	1174	■	47.81.69.3	□	47.81.69.0
1162	17	4000	2143	-	1174	■	47.40.69.3	□	47.40.69.0
1162	17	4000	2143	DALI	1174	■	47.80.69.3	□	47.80.69.0
1162	28	3000	3370	-	1174	■	47.41.59.3	□	47.41.59.0
1162	28	3000	3370	DALI	1174	■	47.81.59.3	□	47.81.59.0
1162	28	4000	3545	-	1174	■	47.40.59.3	□	47.40.59.0
1162	28	4000	3545	DALI	1174	■	47.80.59.3	□	47.80.59.0
1743	25	3000	2988	-	1755	■	47.41.70.3	□	47.41.70.0
1743	25	3000	2988	DALI	1755	■	47.81.70.3	□	47.81.70.0
1743	25	4000	3215	-	1755	■	47.40.70.3	□	47.40.70.0
1743	25	4000	3215	DALI	1755	■	47.80.70.3	□	47.80.70.0
1743	41	3000	5055	-	1755	■	47.41.60.3	□	47.41.60.0
1743	41	3000	5055	DALI	1755	■	47.81.60.3	□	47.81.60.0
1743	41	4000	5318	-	1755	■	47.40.60.3	□	47.40.60.0
1743	41	4000	5318	DALI	1755	■	47.80.60.3	□	47.80.60.0

* Cap not included

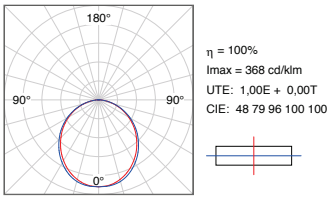

η = 100%
Imax = 368 cd/klm
UTE: 1,00E + 0,00T
CIE: 48 79 96 100 100

Custom-made possibilities P. 227



Recessed FIL+ LED CORNER

W	K	lm Output	YxZmm*	Color	Ref.	Color	Ref.
9	3000	996	370x305	■	147.41.10.3	□	147.41.10.0
9	4000	1048	370x305	■	147.40.10.3	□	147.40.10.0
14	3000	1685	370x305	■	147.41.11.3	□	147.41.11.0
14	4000	1813	370x305	■	147.40.11.3	□	147.40.11.0

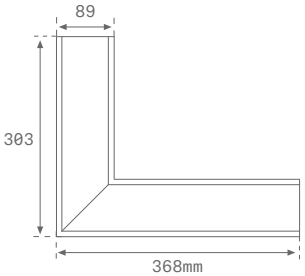

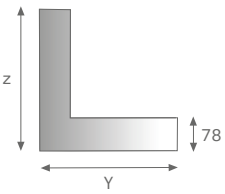



*For continuous mounting: L x n° luminaires + 10mm

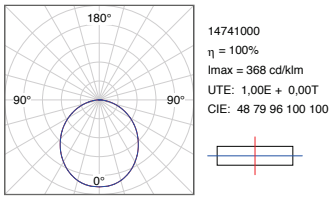

14741000
η = 100%
Imax = 368 cd/klm
UTE: 1,00E + 0,00T
CIE: 48 79 96 100 100

Custom-made possibilities P. 227

Accessories (P. 233)

CE | IP 42 | IK 05 | CLASE I | AI | PC DIFUSER | 650º | Group 0 EN 62471 | LED



Direct-indirect FIL+ LED opal

Lmm	W	K	lm Output	Color	Ref.	Color	Ref.
1162	27	3000	2875	■	47.41.67.3	□	47.41.67.0
1162	27	4000	3005	■	47.40.67.3	□	47.40.67.0
1743	37	3000	4313	■	47.41.68.3	□	47.41.68.0
1743	37	4000	4508	■	47.40.68.3	□	47.40.68.0

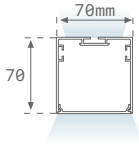

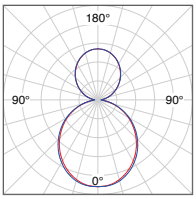

4741670
η = 100%
Imax = 230 cd/klm
UTE: 0,63E + 0,37T
CIE: 48 79 96 63 100



Custom-made possibilities P. 227

1-10V | L | | | | PUSH | F | TRIAC | | |

CE | IP 42 | IK 06 | CLASE I | AI | PC DIFUSER | 650º | Group 0 EN 62471 | LED



FIL+ LED prismatic

Lmm	W	K	lm Output	Color	Ref.	Color	Ref.
1162	17	3000	2219	■	147.41.60.3	□	147.41.60.0
1162	17	4000	2300	■	147.40.60.3	□	147.40.60.0
1162	28	3000	3507	■	147.41.61.3	□	147.41.61.0
1162	28	4000	3635	■	147.40.61.3	□	147.40.61.0
1743	25	3000	3328	■	147.41.62.3	□	147.41.62.0
1743	25	4000	3450	■	147.40.62.3	□	147.40.62.0
1743	41	3000	5260	■	147.41.63.3	□	147.41.63.0
1743	41	4000	5452	■	147.40.63.3	□	147.40.63.0

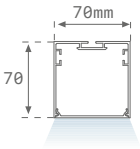

UGR <19
For 4H, 8H 70/ 50 /20

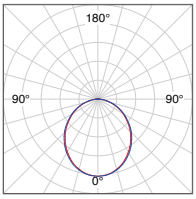

147.41.60.3
η = 2680%
Imax = 10202 cd/klm
UTE: 26,73E + 0,07T
CIE: 49 79 96 100 2680



Custom-made possibilities P. 227

1-10V | L | | | | PUSH | F | TRIAC | | |

CE | IP 42 | IK 06 | CLASE I | AI | PC DIFUSER | 650º | Máx.60mm | Group 0 EN 62471 | LED



Recessed FIL+ LED prismatic

Lmm	W	K	lm Output	Y*	Color	Ref.	Color	Ref.
1162	17	3000	1774	1174	■	147.41.70.3	□	147.41.70.0
1162	17	4000	1839	1174	■	147.40.70.3	□	147.40.70.0
1162	28	3000	3079	1174	■	147.41.71.3	□	147.41.71.0
1162	28	4000	3094	1174	■	147.40.71.3	□	147.40.71.0
1743	25	3000	2661	1755	■	147.41.72.3	□	147.41.72.0
1743	25	4000	2760	1755	■	147.40.72.3	□	147.40.72.0
1743	41	3000	4619	1755	■	147.41.73.3	□	147.41.73.0
1743	41	4000	4635	1755	■	147.40.73.3	□	147.40.73.0

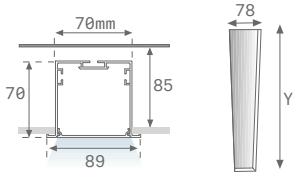

* For continuous mounting: L x n° luminaires + 12mm

UGR <19
For 4H, 8H 70/ 50 /20

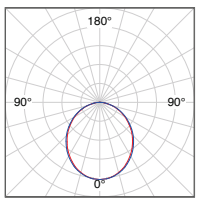

147.41.70.0
η = 2680%
Imax = 10202 cd/klm
UTE: 26,73E + 0,07T
CIE: 49 79 96 100 2680



Custom-made possibilities P. 227

1-10V | L | | | | PUSH | F | TRIAC | | |

Accessories for surface



Profile and cover
max. 3m

Ref.	Color
47.00.48.3	■
47.00.48.0	□
47.00.39.3	■
47.00.39.0	□



End cover

Ref.	Color
47.00.70.3	■
47.00.70.0	□



Opal polycarbonate opal
max. 3m

Ref.	Color
47.00.40.0	□



Set of 2 fixings per joint
2 unit/ref

Ref.
48.06.04.3



Disposable wrist strap

Ref.
96.00.99.0

Suspensions



Height-adjustable steel cable

Ref.	Color	h(mm)
96.01.31.3	◪	1000
96.01.34.3	◪	4000



Height-adjustable steel cable for electro-mechanical connection (3xø1,5)

Ref.	Color	h(mm)
96.21.31.3	■	1000
96.21.31.0	□	1000
96.21.34.3	■	4000
96.21.34.0	□	4000

Recessed accessories



End cover

Ref.	Color
47.00.68.3	■
47.00.68.0	□



Set of 2 fixings for joint
2 unit/ref.

Ref.
48.06.04.3



Profile
max. 3m

Ref.	Color
47.00.49.3	■
47.00.49.0	□
47.00.39.3	■
47.00.39.0	□



Disposable wrist strap

Ref.
96.00.99.0

Possible combinations

147.41.00.3 x 4

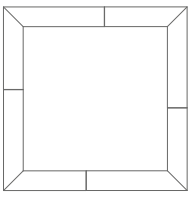

147.41.00.3 x 4 + 47.41.48.3 x2

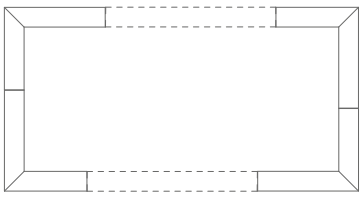

147.41.00.3x 2 + 47.41.48.3 x2

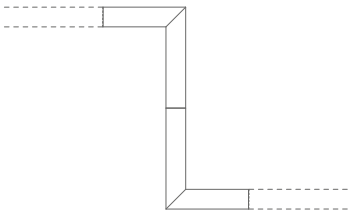



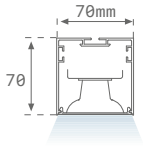

FIL+ LED TECH

Lmm	W	K	lm Output	Reg.	Color	Ref.	Color	Ref.
1000	12	3000	1812	-	■	47.41.10.3	□	47.41.10.0
1000	12	3000	1812	DALI	■	47.81.10.3	□	47.81.10.0
1000	12	4000	1812	-	■	47.40.10.3	□	47.40.10.0
1000	12	4000	1812	DALI	■	47.80.10.3	□	47.80.10.0
1000	21	3000	2872	-	■	47.41.11.3	□	47.41.11.0
1000	21	3000	2872	DALI	■	47.81.11.3	□	47.81.11.0
1000	21	4000	2872	-	■	47.40.11.3	□	47.40.11.0
1000	21	4000	2872	DALI	■	47.80.11.3	□	47.80.11.0
2000	25	3000	3624	-	■	47.41.20.3	□	47.41.20.0
2000	25	3000	3624	DALI	■	47.81.20.3	□	47.81.20.0
2000	25	4000	3624	-	■	47.40.20.3	□	47.40.20.0
2000	25	4000	3624	DALI	■	47.80.20.3	□	47.80.20.0
2000	42	3000	5743	-	■	47.41.21.3	□	47.41.21.0
2000	42	3000	5743	DALI	■	47.81.21.3	□	47.81.21.0
2000	42	4000	5743	-	■	47.40.21.3	□	47.40.21.0
2000	42	4000	5743	DALI	■	47.80.21.3	□	47.80.21.0

UGR <19
For 4H, 8H 70/ 50 /20

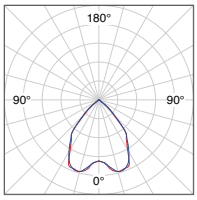

4741100
η = 100%
Imax = 689 cd/klm
UTE: 1,00B + 0,00T
CIE: 83 99 100 100 100



Custom-made possibilities P. 233





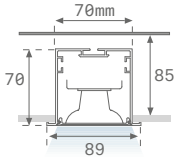

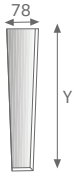

*For continuous mounting: L x n° luminaires + 12mm

Recessed FIL+ LED TECH

Lmm	W	K	lm Output	Reg.	*Y	Color	Ref.	Color	Ref.
1000	12	3000	1812	-	1012	■	47.41.12.3	□	47.41.12.0
1000	12	3000	1812	DALI	1012	■	47.81.12.3	□	47.81.12.0
1000	12	4000	1812	-	1012	■	47.40.12.3	□	47.40.12.0
1000	12	4000	1812	DALI	1012	■	47.80.12.3	□	47.80.12.0
1000	21	3000	2872	-	1012	■	47.41.13.3	□	47.41.13.0
1000	21	3000	2872	DALI	1012	■	47.81.13.3	□	47.81.13.0
1000	21	4000	2872	-	1012	■	47.40.13.3	□	47.40.13.0
1000	21	4000	2872	DALI	1012	■	47.80.13.3	□	47.80.13.0
2000	25	3000	3624	-	2012	■	47.41.22.3	□	47.41.22.0
2000	25	3000	3624	DALI	2012	■	47.81.22.3	□	47.81.22.0
2000	25	4000	3624	-	2012	■	47.40.22.3	□	47.40.22.0
2000	25	4000	3624	DALI	2012	■	47.80.22.3	□	47.80.22.0
2000	42	3000	5743	-	2012	■	47.41.23.3	□	47.41.23.0
2000	42	3000	5743	DALI	2012	■	47.81.23.3	□	47.81.23.0
2000	42	4000	5743	-	2012	■	47.40.23.3	□	47.40.23.0
2000	42	4000	5743	DALI	2012	■	47.80.23.3	□	47.80.23.0

UGR <19
For 4H, 8H 70/ 50 /20

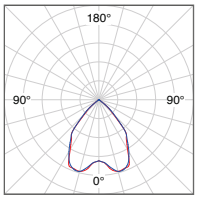

4741120
η = 100%
Imax = 689 cd/klm
UTE: 1,00B + 0,00T
CIE: 83 99 100 100 100



Custom-made possibilities P. 233



CE | IP 20 | CLASE I | AI | 850º | LED



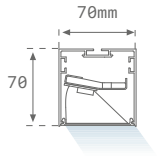

FIL+ LED TECH asymmetric

Lmm	W	K	lm	Output	Reg.	Color	Ref.	Color	Ref.
1000	12	3000	1388		-	■	147.41.20.3	□	147.41.20.0
1000	12	3000	1388		DALI	■	147.81.20.3	□	147.81.20.0
1000	12	4000	1388		-	■	147.40.20.3	□	147.40.20.0
1000	12	4000	1388		DALI	■	147.80.20.3	□	147.80.20.0
1000	21	3000	2032		-	■	147.41.21.3	□	147.41.21.0
1000	21	3000	2032		DALI	■	147.81.21.3	□	147.81.21.0
1000	21	4000	2032		-	■	147.40.21.3	□	147.40.21.0
1000	21	4000	2032		DALI	■	147.80.21.3	□	147.80.21.0
2000	25	3000	2776		-	■	147.41.22.3	□	147.41.22.0
2000	25	3000	2776		DALI	■	147.81.22.3	□	147.81.22.0
2000	25	4000	2776		-	■	147.40.22.3	□	147.40.22.0
2000	25	4000	2776		DALI	■	147.80.22.3	□	147.80.22.0
2000	42	3000	4064		-	■	147.41.23.3	□	147.41.23.0
2000	42	3000	4064		DALI	■	147.81.23.3	□	147.81.23.0
2000	42	4000	4064		-	■	147.40.23.3	□	147.40.23.0
2000	42	4000	4064		DALI	■	147.80.23.3	□	147.80.23.0

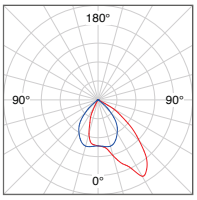

14740200
η = 100%
Imax = 938 cd/klm
UTE: 1,00B + 0,00T
CIE: 70 97 99 100 100



Custom-made possibilities P. 233



CE | IP 20 | CLASE I | AI | 850º | Máx.60mm | LED



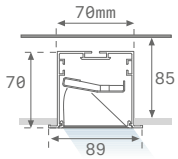



* For continuous mounting: L x n° luminaires + 12mm

Recessed FIL+ LED TECH asymmetric

Lmm	W	K	lm	Output	Reg.	Y*	Color	Ref.	Color	Ref.
1000	12	3000	1388		-	1012	■	147.41.30.3	□	147.41.30.0
1000	12	3000	1388		DALI	1012	■	147.81.30.3	□	147.81.30.0
1000	12	4000	1388		-	1012	■	147.40.30.3	□	147.40.30.0
1000	12	4000	1388		DALI	1012	■	147.80.30.3	□	147.80.30.0
1000	21	3000	2032		-	1012	■	147.41.31.3	□	147.41.31.0
1000	21	3000	2032		DALI	1012	■	147.81.31.3	□	147.81.31.0
1000	21	4000	2032		-	1012	■	147.40.31.3	□	147.40.31.0
1000	21	4000	2032		DALI	1012	■	147.80.31.3	□	147.80.31.0
2000	25	3000	2776		-	2012	■	147.41.32.3	□	147.41.32.0
2000	25	3000	2776		DALI	2012	■	147.81.32.3	□	147.81.32.0
2000	25	4000	2776		-	2012	■	147.40.32.3	□	147.40.32.0
2000	25	4000	2776		DALI	2012	■	147.80.32.3	□	147.80.32.0
2000	42	3000	4064		-	2012	■	147.41.33.3	□	147.41.33.0
2000	42	3000	4064		DALI	2012	■	147.81.33.3	□	147.81.33.0
2000	42	4000	4064		-	2012	■	147.40.33.3	□	147.40.33.0
2000	42	4000	4064		DALI	2012	■	147.80.33.3	□	147.80.33.0

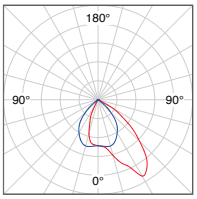

14740200
η = 100%
Imax = 938 cd/klm
UTE: 1,00B + 0,00T
CIE: 70 97 99 100 100



Custom-made possibilities P. 233



Accessories for surface and suspension



Profile and cover
max. 3m

Ref.	Color
47.00.48.3	■
47.00.48.0	□
47.00.39.3	■
47.00.39.0	□



End cover

Ref.	Color
47.00.70.3	■
47.00.70.0	□



Set of 2 fixings per joint
2 unit/ref

Ref.
48.06.04.3



Disposable wrist strap

Ref.
96.00.99.0



Opal Soft Tech
3 unit/ref.

Ref.	Lmm	unit
96.00.88.0	1000	1
	2000	2



Height-adjustable steel cable

Ref.	Color	h(mm)
96.01.31.3	◪	1000
96.01.34.3	◪	4000



Height-adjustable steel cable for electromechanical connection (3xø1,5)

Ref.	Color	h(mm)
96.21.31.3	■	1000
96.21.31.0	□	1000
96.21.34.3	■	4000
96.21.34.0	□	4000

Recessed accessories



End cover

Ref.	Color
47.00.68.3	■
47.00.68.0	□



Set of 2 fixings for joint
2 unit/ref.

Ref.
48.06.04.3



Profile
max. 3m

Ref.	Color
47.00.49.3	■
47.00.49.0	□
47.00.39.3	■
47.00.39.0	□



Disposable wrist strap

Ref.
96.00.99.0



Opal Soft Tech
3 unit/ref.

Ref.	Lmm	unit
96.00.88.0	1000	1
	2000	2



Hospital Cardiológico Hisham A. Alsager (Kuwait)

IP 42 | IK 05 | CLASE I | AI | PC DIFUSER | 650º | G5 T5/T16



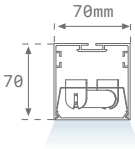

FIL+ FINAL

T5 HE-HO Multi-power electronic

Fmm	W	Color	Ref.	Color	Ref.
543	1x14/24	■	47.41.24.3	□	47.41.24.0
1143	1x28/54	■	47.41.25.3	□	47.41.25.0
1443	1x35/49/80	■	47.41.26.3	□	47.41.26.0

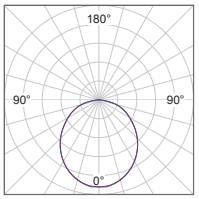

4741240
η = 51%
Imax = 184 cd/klm
UTE: 0,51E + 0,00T
CIE: 47 78 97 100 51



Custom-made possibilities P. 233





FIL+ INTERMEDIATE

T5 HE-HO Multi-power electronic

Imm	W	Color	Ref.	Color	Ref.
1080	1x28/54	■	47.41.16.3	□	47.41.16.0
1380	1x35/49/80	■	47.41.17.3	□	47.41.17.0

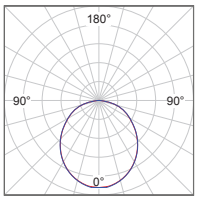

4741160
η = 51%
Imax = 184 cd/klm
UTE: 0,51E + 0,00T
CIE: 47 78 97 100 51



Custom-made possibilities P. 233





Direct-indirect FIL+ FINAL

T5 HE-HO Multi-power electronic

Fmm	W	Color	Ref.	Color	Ref.
543	1x14/24	■	47.41.77.3	□	47.41.77.0
1143	1x28/54	■	47.41.78.3	□	47.41.78.0
1443	1x35/49/80	■	47.41.79.3	□	47.41.79.0

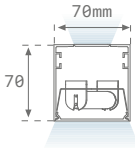

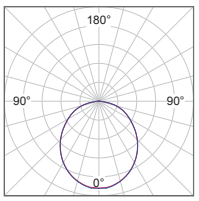

4741240
η = 51%
Imax = 184 cd/klm
UTE: 0,51E + 0,00T
CIE: 47 78 97 100 51



Custom-made possibilities P. 233





Direct-indirect FIL+ INTERMEDIATE

T5 HE-HO Multi-power electronic

Imm	W	Color	Ref.	Color	Ref.
1080	1x28/54	■	47.41.08.3	□	47.41.08.0
1380	1x35/49/80	■	47.41.09.3	□	47.41.09.0

2 FINAL



2 FINAL + 1 INTERMEDIA

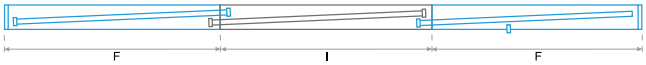

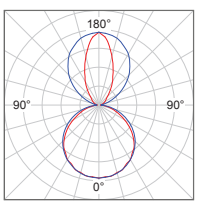

4741080
η = 51%
Imax = 116 cd/klm
UTE: 0,34E + 0,17T
CIE: 47 79 97 68 51

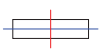

Custom-made possibilities P. 233



IP 42 | IK 05 | CLASE I | AI | PC DIFUSER | 650º | G5 T5/T16



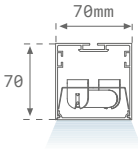

FIL+ INDIVIDUAL

T5 HE-HO Multi-power electronic

Fmm	W	Color	Ref.	Color	Ref.
604	1x14/24	■	47.41.36.3	□	47.41.36.0
1204	1x28/54	■	47.41.37.3	□	47.41.37.0
1504	1x35/49/80	■	47.41.38.3	□	47.41.38.0

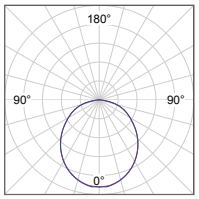

4741360
η = 51%
Imax = 184 cd/klm
UTE: 0,51E + 0,00T
CIE: 47 78 97 100 51



Custom-made possibilities P. 233

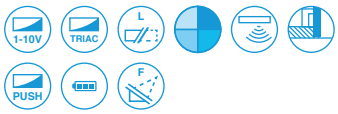



Direct-indirect FIL+ INDIVIDUAL

T5 HE-HO Multi-power electronic

Fmm	W	Color	Ref.	Color	Ref.
604	1x14/24	■	47.41.87.3	□	47.41.87.0
1204	1x28/54	■	47.41.88.3	□	47.41.88.0
1504	1x35/49/80	■	47.41.89.3	□	47.41.89.0

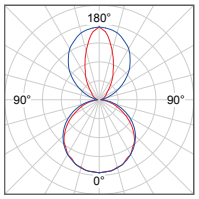

4741870
η = 51%
Imax = 116 cd/klm
UTE: 0,34E + 0,17T
CIE: 47 79 97 68 51



Custom-made possibilities P. 233

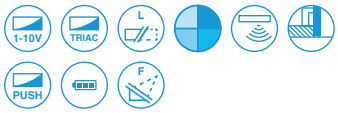

Accessories



Profile and cover
max. 3m

Ref.	Color
47.00.48.3	■
47.00.48.0	□
47.00.39.3	■
47.00.39.0	□



End cover

Ref.	Color
47.00.70.3	■
47.00.70.0	□



Opal polycarbonate diffuser
max. 3m

Ref.	Color
47.00.40.0	□



Set of 2 fixings per joint
2 unit/ref

Ref.
48.06.04.3



90° corner with polycarbonate diffuser

Ref.	Color
47.00.11.3	■
47.00.11.0	□

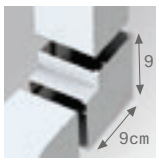

90° wall corner

Ref.	Color
47.00.43.3	■
47.00.43.0	□

Suspensions



Height-adjustable steel cable

Ref.	Color	h(mm)
96.01.31.3	◪	1000
96.01.34.3	◪	4000



Electromechanical connection (3xø1,5)

Ref.	Color	h(mm)
96.21.31.3	■	1000
96.21.31.0	□	1000
96.21.34.3	■	4000
96.21.34.0	□	4000

CE | IP 42 | IK 05 | CLASE I | AI | PC DIFUSER | 650º | Máx.60mm | G5 T5/T16



Recessed FIL+ FINAL

T5 HE-HO Multi-power electronic

Fmm	W	Y	Color	Ref.	Color	Ref.
550	1x14/24	545	■	47.41.27.3	□	47.41.27.0
1150	1x28/54	1145	■	47.41.28.3	□	47.41.28.0
1450	1x35/49/80	1445	■	47.41.29.3	□	47.41.29.0

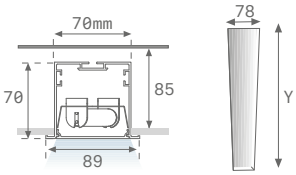

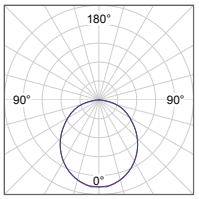

4741270
η = 51%
Imax = 184 cd/klm
UTE: 0,51E + 0,00T
CIE: 47 78 97 100 51



Custom-made possibilities P. 233





Recessed FIL+ INTERMEDIATE

T5 HE-HO Multi-power electronic

Imm	W	Y	Color	Ref.	Color	Ref.
1080	1x28/54	1080	■	47.41.18.3	□	47.41.18.0
1380	1x35/49/80	1380	■	47.41.19.3	□	47.41.19.0



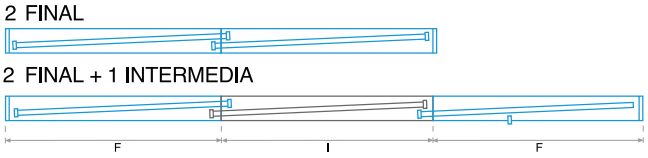

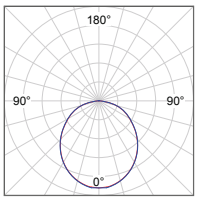

4741180
η = 51%
Imax = 184 cd/klm
UTE: 0,51E + 0,00T
CIE: 47 78 97 100 51



Custom-made possibilities P. 233





Recessed FIL+ INDIVIDUAL

T5 HE-HO Multi-power electronic

Lmm	W	Y	Color	Ref.	Color	Ref.
618	1x14/24	610	■	47.41.45.3	□	47.41.45.0
1218	1x28/54	1210	■	47.41.46.3	□	47.41.46.0
1518	1x35/49/80	1510	■	47.41.47.3	□	47.41.47.0



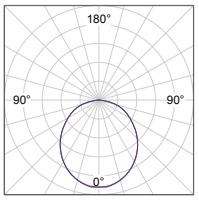

4741450
η = 51%
Imax = 184 cd/klm
UTE: 0,51E + 0,00T
CIE: 47 78 97 100 51



Custom-made possibilities P. 233



Accessories



Profile and cover **max. 3m**

Ref.	Color
47.00.49.3	■
47.00.49.0	□
47.00.39.3	■
47.00.39.0	□

End cover

Ref.	Color
47.00.68.3	■
47.00.68.0	□



Opal polycarbonate diffuser **max. 3m**

Ref.	Color
47.00.40.0	□



90° corner with polycarbonate diffuser

Ref.	Color
47.00.12.3	■
47.00.12.0	□



Set of 2 fixings per joint **2 unit/ref.**

Ref.
48.06.04.3

IP 42 | IK 05 | CLASE I | AI | PC DIFUSER | 650º | 10-50 mm | G5 T5/T16



Recessed FIL+ TRIMLESS FINAL

T5 HE-HO Multi-power electronic

Fmm	W	Y	Color	Ref.
543	1x14/24	545	☐	47.41.90.0
1143	1x28/54	1145	☐	47.41.91.0
1443	1x35/49/80	1445	☐	47.41.92.0

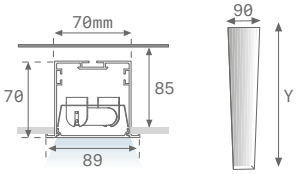

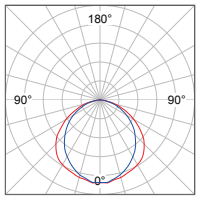

4741900
η = 36%
Imax = 132 cd/klm
UTE: 0,36E
CIE: 49 82 98 100 36

Custom-made possibilities P. 233





Recessed FIL+ INTERMEDIATE TRIMLESS

T5 HE-HO Multi-power electronic

Imm	W	Y	Color	Ref.
1080	1x28/54	1080	☐	47.41.93.0
1380	1x35/49/80	1380	☐	47.41.94.0

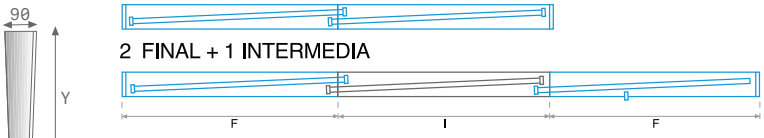

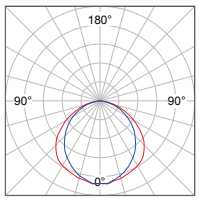

4741930
η = 36%
Imax = 132 cd/klm
UTE: 0,36E
CIE: 49 82 98 100 36

Custom-made possibilities P. 233





Recessed FIL+ TRIMLESS INDIVIDUAL

T5 HE-HO Multi-power electronic

Lmm	W	Y	Color	Ref.
604	1x14/24	608	☐	47.41.96.0
1204	1x28/54	1208	☐	47.41.97.0
1504	1x35/49/80	1508	☐	47.41.98.0



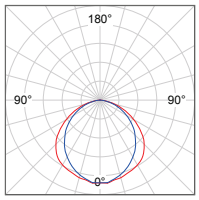

4741960
η = 36%
Imax = 132 cd/klm
UTE: 0,36E
CIE: 49 82 98 100 36

Custom-made possibilities P. 233



Accessories



Profile and cover
max. 3m

Ref.	Color
47.00.38.0	☐
47.00.39.0	☐



Opal polycarbonate diffuser
max. 3m

Ref.	Color
47.00.40.0	☐



90° corner with polycarbonate diffuser

Ref.	Color
47.00.95.0	☐



Set of 2 fixings per joint

Ref.
48.06.04.3



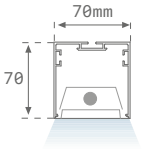

FIL+ TECH

T5 HE-HO Multi-power electronic

Lmm	W	Color	Ref.	Color	Ref.
598	1x14/24	■	47.41.00.3	□	47.41.00.0
1198	1x28/54	■	47.41.01.3	□	47.41.01.0
1498	1x35/49/80	■	47.41.02.3	□	47.41.02.0

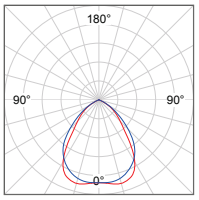

4741003
η = 70%
lmax = 366 cd/klm
UTE: 0,70C + 0,00T
CIE: 68 95 100 100 70



Custom-made possibilities P. 233



Accessories



End cover

Ref.	Color
47.00.70.3	■
47.00.70.0	□



Set of 2 fixings per joint
2 unit/ref.

Ref.
48.06.04.3



90° corner joint

Ref.	Color
47.00.06.3	■
47.00.06.0	□

Suspensions (pag. 280)



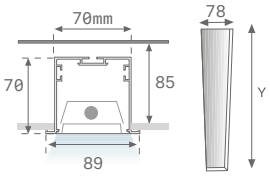

Recessed FIL+ TECH

T5 HE-HO Multi-power electronic

Lmm	W	Y	Color	Ref.	Color	Ref.
598	1x14/24	610	■	47.41.03.3	□	47.41.03.0
1198	1x28/54	1210	■	47.41.04.3	□	47.41.04.0
1498	1x35/49/80	1510	■	47.41.05.3	□	47.41.05.0

* For continuous mounting: L x n° luminaires + 10mm

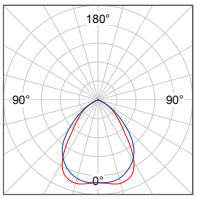

4741033
η = 70%
Imax = 366 cd/klm
UTE: 0,70C + 0,00T
CIE: 68 95 100 100 70



Custom-made possibilities P. 233

Accessories



End cover

Ref.	Color
47.00.68.3	■
47.00.68.0	□



Set of 2 fixings per joint
2 unit/ref.

Ref.
48.06.04.3



90° corner joint

Ref.	Color
47.00.07.3	■
47.00.07.0	□



Biblioteca Daniel Cosío Villegas, Ciudad de México (Mexico)



Oficinas Promicon (México)

Fil Med

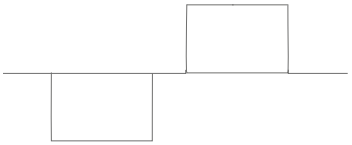

Fil, Fil + and Fil Med is a comprehensive family of modular structures for suspending, mounting or recessing, which, thanks to its diffusers and reflectors, different dimensions and its accessories, offers great versatility, making it an ideal option for the general lighting of offices, hotels, restaurants, schools, etc.

They are available in surface and recessed version, either in gloss grey or matt white.
Fil Med is a model for 2 fluorescent tubes. Fil Med L.C. is a model for 2 fluorescent tubes placed in a staggered position, which provides continuous lighting with no dark areas. In the technical models, thanks to its double parabola optics which ensures a UGR<19.
Fil Med Modular is a modular family which combines general lighting applications with accent lighting with spotlights.

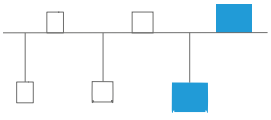

P.212 P.284 P.246

Fil Med L.C.



Lamps: 2x14/24 W | 2x28/54 W
2x35/49 W

☐ Matt White

☐ Texturised Grey



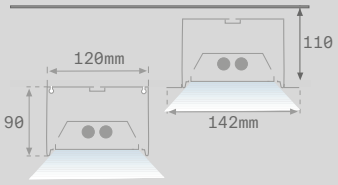

Fil Med



Lamps: 1x14/24 W | 1x28/54 W
1x35/49/80 W | 2x14/24 W
2x28/54 W | 2x35/49/80 W

☐ Matt White

☐ Texturised Grey

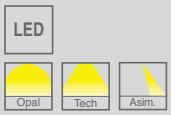

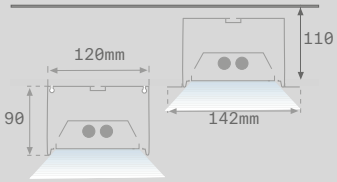

CE | IP 42 | CLASE I | AI | PC DIFUSER | 650º | G5 T5/T16



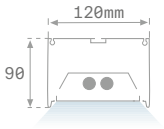

FIL MED L.C. FINAL

T5 HE-HO Multi-power electronic

Fmm	W	Color	Ref.	Color	Ref.
628	2x14/24	■	76.42.00.3	□	76.42.00.0
1228	2x28/54	■	76.42.01.3	□	76.42.01.0
1528	2x35/49	■	76.42.02.3	□	76.42.02.0

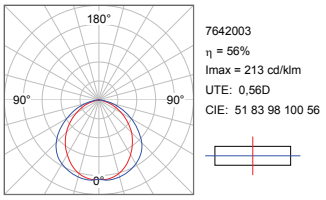



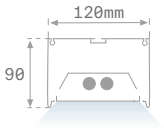

FIL MED L.C. INTERMEDIATE

T5 HE-HO Multi-power electronic

Imm	W	Color	Ref.	Color	Ref.
1175	2x28/54	■	76.42.11.3	□	76.42.11.0
1475	2x35/49	■	76.42.12.3	□	76.42.12.0

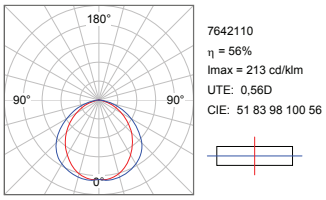

Possible combinations

2 FINAL

2 FINAL + 1 INTERMEDIA

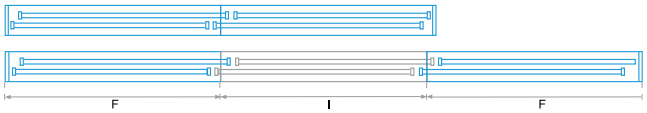

IP 42 | CLASE I | AI | PC DIFUSER | 650º | G5 T5/T16



FIL MED INDIVIDUAL

T5 HE-HO Multi-power electronic

Fmm	W	Color	Ref.	Color	Ref.
670	2x14/24	■	76.42.03.3	□	76.42.03.0
1270	2x/28/54	■	76.42.04.3	□	76.42.04.0
1570	2x35/49	■	76.42.05.3	□	76.42.05.0

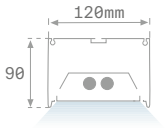

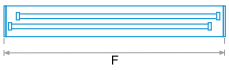

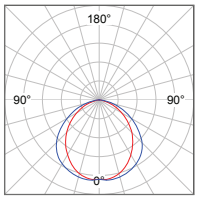

7642033
η = 56%
Imax = 213 cd/klm
UTE: 0,56D
CIE: 51 83 98 100 56



IP 20 | CLASE I | AI | 960º | G5 T5/T16



FIL MED

T5 HE-HO Multi-power electronic

Fmm	W	Color	Ref.	Color	Ref.
730	1x14/24	■	76.41.20.3	□	76.41.20.0
730	2x14/24	■	76.42.20.3	□	76.42.20.0
1340	1x28/54	■	76.41.21.3	□	76.41.21.0
1340	2x28/54	■	76.42.21.3	□	76.42.21.0
1640	1x35/49/80	■	76.41.22.3	□	76.41.22.0
1640	2x35/49/80	■	76.42.22.3	□	76.42.22.0

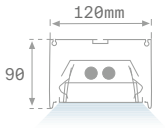

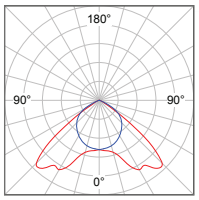

7641220
η = 77%
Imax = 376 cd/klm
UTE: 0,00T
CIE: 50 93 100 100 77

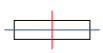

IP 20 | CLASE I | AI | 960º | G5 T5/T16



Asymmetric FIL MED

T5 HE-HO Multi-power electronic

Fmm	Kg	W	Color	Ref.	Color	Ref.
730	2,3	730	■	76.41.30.3	□	76.41.30.0
1330	4,5	1330	■	76.41.31.3	□	76.41.31.0
1630	6	1630	■	76.41.32.3	□	76.41.32.0

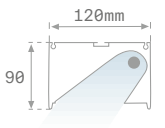

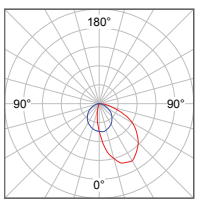

7641300
η = 82%
Imax = 526 cd/klm
UTE: 0,82E + 0,01T
CIE: 44 77 95 99 82



Accessories (P. 250)

Suspensions



Two steel cables

Ref.	Color	h (m)
96.07.49.0	□	max. 3
96.07.49.3	■	max. 3



Two steel cables electromechanical suspension

Ref.	Color	h(m)
96.27.49.0	□	max. 3
96.27.49.3	■	max. 3



Height adjustable in "Y" steel cable

Ref.	Color	h(m)
96.08.63.3	◪	max. 3



Height-adjustable in "Y" electromechanical suspension

Ref.	Color	h(m)
96.28.63.3	■	max. 3
96.28.63.0	□	max. 3

Accessories for surface



max. 3 m

Profile and cover

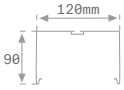

Ref.	Color
76.05.00.3	■
76.05.00.0	□
76.05.10.3	■
76.05.10.0	□



2 unit/ref.

Wall bracket joint

Ref.	Color	L mm
96.07.45.3	■	75
96.07.45.0	□	75
96.07.46.3	■	300
96.07.46.0	□	300



Aluminium end cover

Ref.	Color
76.06.40.3	■
76.06.40.0	□



Opal polycarbonate diffuser **max. 3m**

Ref.	Color
76.00.10.0	□

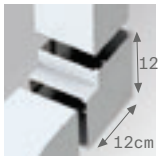

90° wall corner

Ref.	Color
76.00.24.3	■
76.00.24.0	□



90° corner joint

Ref.	Color
76.05.20.3	■
76.05.20.0	□



"T" joint

Ref.	Color
76.05.23.3	■
76.05.23.0	□



"Cross" joint

Ref.	Color
76.05.22.3	■
76.05.22.0	□



2 unit/ref.

Revolving end cover

Ref.	Color
76.05.51.3	■
76.05.51.0	□





1 unit/ref.

Revolving intermediate cover

Ref.	Color
76.05.50.3	■
76.05.50.0	□





2 unit/ref.

Adjustable wall bracket

Ref.	Color
96.00.06.3	■
96.00.06.0	□

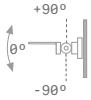



2 unit/ref.

Adjustable and extensible wall bracket

Ref.	Color
96.00.05.3	■
96.00.05.0	□

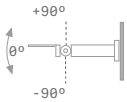



Set of 2 fixings per joint

Ref.
48.06.04.3
96.06.01.0*

*For asymmetric FIL MED

CE | IP 42 | CLASE I | PC DIFUSER | Al | 650º | Máx.60mm | G5 T5/T16



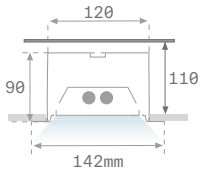

Recessed FIL MED L.C. FINAL

T5 HE-HO Multi-power electronic

Fmm	W	Y	Color	Ref.	Color	Ref.
638	2x14/24	633	■	76.42.50.3	□	76.42.50.0
1238	2x28/54	1233	■	76.42.51.3	□	76.42.51.0
1538	2x35/49	1533	■	76.42.52.3	□	76.42.52.0

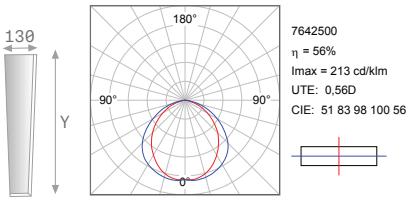



Recessed INTERMEDIATE FINAL FIL MED L.C.

T5 HE-HO Multi-power electronic

Imm	W	Y	Color	Ref.	Color	Ref.
1175	2x28/54	1175	■	76.42.61.3	□	76.42.61.0
1475	2x35/49	1475	■	76.42.62.3	□	76.42.62.0

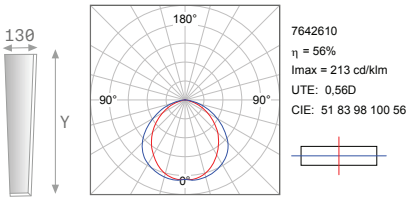

Recessed accessories



90° corner joint

Ref.	Color
76.05.21.3	■
76.05.21.0	□



Set of 2 fixings per joint
2 unit/ref.

Ref.
48.06.04.3



Aluminium end cover

Ref.	Color
76.06.42.3	■



Recessed profile and cover

Ref.	Color
76.05.01.3	■
76.05.10.3	■

Possible combinations

2 FINAL

2 FINAL + 1 INTERMEDIA



CE | IP 42 | CLASE I | Al | PC DIFUSER | 650º | Máx.60mm | G5 T5/T16



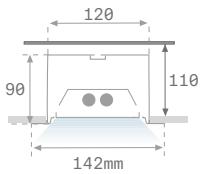

Recessed FIL MED INDIVIDUAL

T5 HE-HO Multi-power electronic

Lmm	W	XxY mm	Color	Ref.	Color	Ref.
691	2x14/24	130x675	■	76.42.53.3	□	76.42.53.0
1291	2x28/54	130x1275	■	76.42.54.3	□	76.42.54.0
1591	2x35/49	130x1575	■	76.42.55.3	□	76.42.55.0

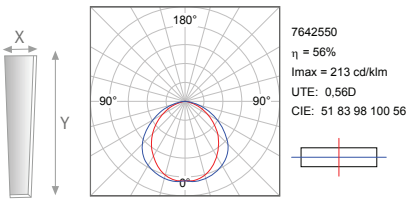

Dot

“Minimalist while recognisable”

Design by
lagranja design

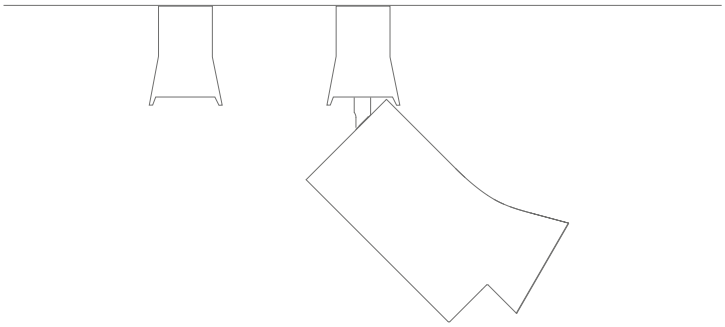

An object that does not draw attention but interacts well with its surroundings. A design challenge that is minimalist but noticeable at the same time. An architectural luminaire designed to be discreetly installed in any space.

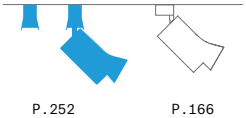

P.252 P.166



Dot



LED: 1023 lm - 4342 lm
3000 / 4000 K

- ▣ Anodized Matt Silver
- ☐ Texturised White



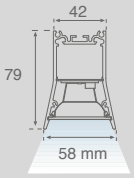

Dot Tech



LED: 1647 lm - 5356 lm
3000 / 4000 K

- ▣ Anodized Matt Silver
- ☐ Texturised White



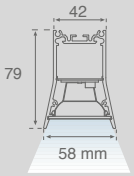

Dot Spot



LED: 838 lm - 1775 lm
3000 K

- ▩ Texturised Grey
- ☐ Texturised White
- ▩ Orange



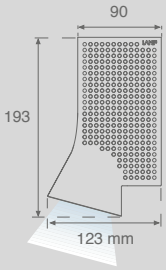





Dot is a modular family which combines general lighting applications with accent lighting with spotlights.

It consists of a suspended modular system range, with technical or opal lighting models; and a spotlight, which could be integrated between structure modules, or to adapt to a three-phase track.
The modular systems are conceived for a meters selling concept, customized each 333mm. Manufactured in matt white lacquered or matt silver anodized extruded aluminium. Models for MID-POWER LED, with warm or neutral white colour temperature. With opal diffuser or a reflector designed with the optical concept named REDIL (Direct Emission LED Reflector), which generate low luminance (UGR<19).
IP20 or IP42 protection rating according to the model and insulation class I.

Custom-made possibilities

- Dimmable 1-10V
- Dimmable TRIAC
- Dimmable PUSH
- Dimmable DALI
- Lenghts
  Model Opal: 581/872/**1162**/1453/**1743**/2034/2324/2615/2906mm
  Model Tech: 666/**1000**/1332/1665/**2000**/2331/2664/2997mm
- Finishes
- Sensor Integration
- Bluetooth control

IP 42 | CLASE I | AI | PC DIFUSER | 650º | LED



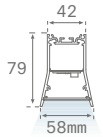

DOT

Lmm	W	K	lm Output	Color	Ref.	Color	Ref.
1000	17	3000	1023	□	70.41.34.0	▣	70.41.34.3
1000	17	4000	1085	□	70.40.34.0	▣	70.40.34.3
1000	31	3000	1998	□	70.41.35.0	▣	70.41.35.3
1000	31	4000	2118	□	70.40.35.0	▣	70.40.35.3
2000	32	3000	2124	□	70.41.36.0	▣	70.41.36.3
2000	32	4000	2252	□	70.40.36.0	▣	70.40.36.3
2000	62	3000	4096	□	70.41.37.0	▣	70.41.37.3
2000	62	4000	4342	□	70.40.37.0	▣	70.40.37.3

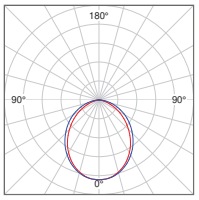

7041340
η = 100%
lmax = 422 cd/klm
UTE: 1,00D
CIE: 53 84 98 100 100



Custom-made possibilities P. 255

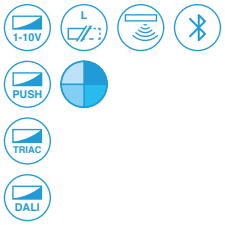

IP 20 | CLASE I | AI | 850º | LED



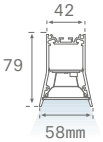

DOT TECH

Lmm	W	K	lm Output	Color	Ref.	Color	Ref.
1000	12	3000	1647	□	70.41.38.0	▣	70.41.38.3
1000	12	4000	1762	□	70.40.38.0	▣	70.40.38.3
1000	21	3000	2742	□	70.41.39.0	▣	70.41.39.3
1000	21	4000	2933	□	70.40.39.0	▣	70.40.39.3
2000	25	3000	3086	□	70.41.40.0	▣	70.41.40.3
2000	25	4000	3301	□	70.40.40.0	▣	70.40.40.3
2000	42	3000	5007	□	70.41.41.0	▣	70.41.41.3
2000	42	4000	5356	□	70.40.41.0	▣	70.40.41.3

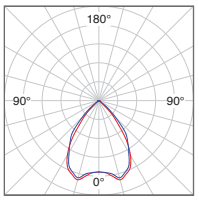

7041380
η = 100%
lmax = 711 cd/klm
UTE: 1,00A + 0,00T
CIE: 84 99 99 100 100

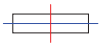

Custom-made possibilities P. 255

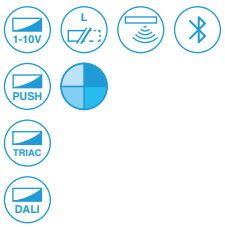



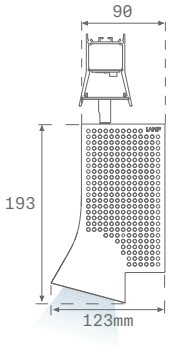

DOT module with spotlight

△°	W	lm Output	Color	Ref.
17	8	838	□ + □	70.01.42.0
17	8	838	■ + □	70.01.42.1
17	8	838	■ + □	70.01.42.2
17	8	838	□ + ▣	70.01.44.0
17	8	838	■ + ▣	70.01.44.1
17	8	838	■ + ▣	70.01.44.2
20	20	1775	□ + □	70.01.43.0
20	20	1775	■ + □	70.01.43.1
20	20	1775	■ + □	70.01.43.2
20	20	1775	□ + ▣	70.01.45.0
20	20	1775	■ + ▣	70.01.45.1
20	20	1775	■ + ▣	70.01.45.2

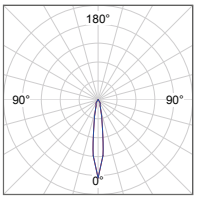

7001420
η = 100%
Imax = 6193 cd/klm
UTE: 0,99A + 0,01T
CIE: 95 99 100 99 100

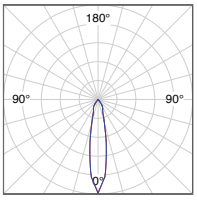

7001430
η = 100%
Imax = 3965 cd/klm
UTE: 1,00A + 0,00T
CIE: 96 99 100 100 100

Custom-made possibilities P. 255

Accessories



Opal Soft Tech
3 unit/ref.

Ref.	Lmm	Unit
96.00.88.0	1000	1
	2000	2



90° corner joint

Ref.	Color
70.00.52.0	□
70.00.52.3	▣



End cover

Ref.	Color
70.00.51.0	□
70.00.51.1	■
70.00.51.2	■



Set of 2 fixings per joint
2 unit/ref.

Ref.
48.06.04.3



Disposable wrist strap

Ref.
96.00.99.0



Cover

Ref.	Color
70.00.54.0	□
70.00.54.3	▣



Profile

Ref.	Color
70.00.53.0	□
70.00.53.3	▣



Height-adjustable in "Y" steel cable

Ref.	Color	h(m)
96.08.63.3	◪	max.3



Height-adjustable in "Y" electromechanical suspension

Ref.	Color	h(m)
96.28.63.3	■	max.3(3x1,5mm)
96.28.63.0	□	max.3(3x1,5mm)

Ocult System

"Imagine the solution, we'll make it happen"

Design by
Lamp

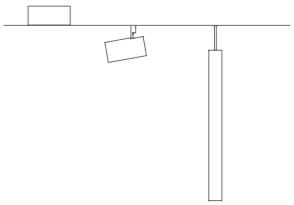

The multiple needs that can arise in a versatile and multipurpose space, solved in a simple yet elegant way: A system that makes it possible to create accent lighting or general lighting thanks to the integration of modular downlight, suspended luminaires, or projectors. Imagine the solution, we'll make it happen.



Ocult System Downlight



LED: 540 lm - 2196 lm
3000 / 4000 K

■ Black



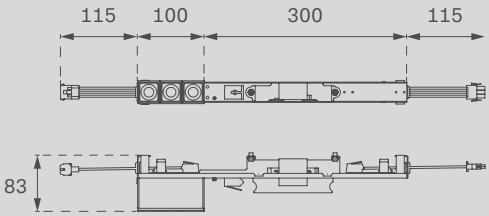

Ocult System Spotlight



LED: 324 lm - 740 lm
3000 / 4000 K

■ Black

□ White

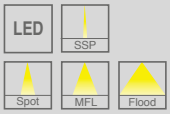

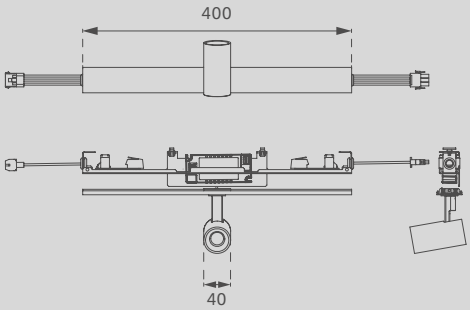

Ocult System Pendular



LED: 331 lm - 443 lm
3000 / 4000 K

■ Black

□ White



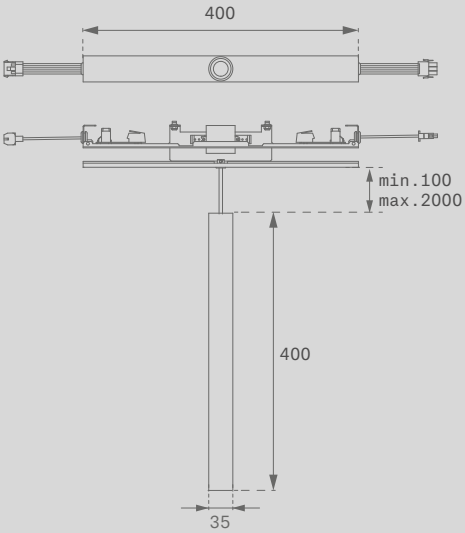



Ocult System is a modular system that allows the integration of different linear downlights, spotlights for accentuation and suspended luminaires, with different finishes, lengths and luminous flux.

The structure has two different installation alternatives: recessed with frame, suspended and surface. It is made of extruded aluminum and with two finishes (textured black and white).
The downlight modules are available with different color temperatures 3000K and 4000K and finishing (textured black and white), and integrates the driver and fast connectors inside the structure profile.
The spotlight module body is made of extruded aluminum that integrates the LED, the optic and the frontal decorative ring; possibility of different using optic accessories that allow manipulation of the light, elliptical lenses, honeycomb, cutters or protectors.
The pendent module it is made of extruded aluminum.
The downlight and spotlight modules have the possibility of four finishing for the secondary reflector or the decorative ring (metalized cooper, metalized silver, black and white finishing).

Custom-made possibilities

Dimmable 1-10V

2700 K

Finishes

Colour rendering index
CRI 90

Recessed interior cover

Recessed external cover

Suspension



INSTALLATION

Recessed

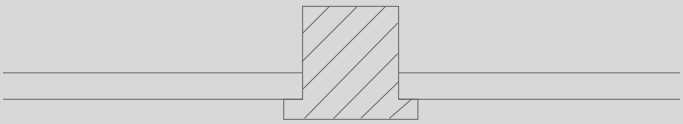

Suspended / Surface

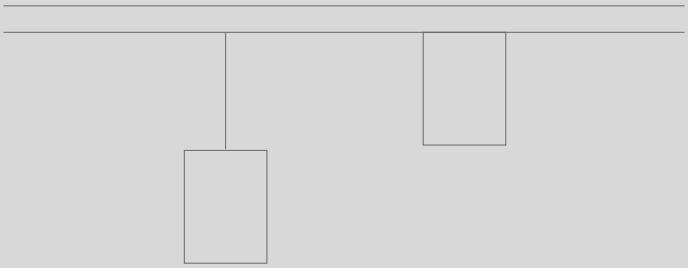

LIGHT MODULES

Downlight

3



6



9



12



Spotlight

500 lm



1000 lm



Pendular



ACCESSORIES

Downlight



Spotlight



IP 20 AI 650º CLASE I LED

OCULT SYSTEM: **OS1** NEW

3 MODULES **(3)** 600 lm



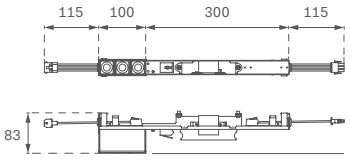

Min. 500mm cover
* Cover not included

6 MODULES **(6)** 1200 lm



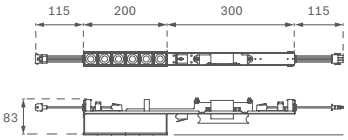

Min. 500mm cover
* Cover not included

9 MODULES **(9)** 1800 lm



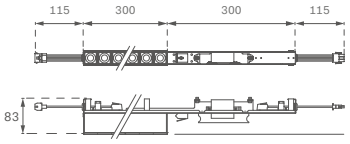

Min. 500mm cover
* Cover not included

12 MODULES **(12)** 2200 lm



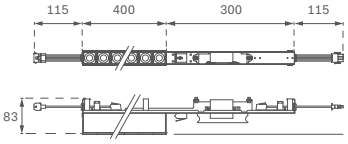

Min. 500mm cover
* Cover not included

New Coding System

Family	Type	Modules	Lm LED	Optic	CRI	K	Gears	Finishes	
Ocult **OS1** System	Downlight **DO**	**3**	600lm **06**	MFL **MF**	CRI80 **8**	3000 **30**	On/Off **N**	Black **B**	
		6	1200lm **12**	WFL **WF**		4000 **40**	DALI **D**		
		9	1800lm **18**						
		12	2400lm **22**						
Example: **OS1**	**DO**	**3**	**06**	**MF**	**8**	**30**	**N**	**B**	= **OS1 DO 3 06 MF 8 30N B**

Custom-made possibilities P. 261

1-10V K CRI

Technical Characteristics

Optics

MFL

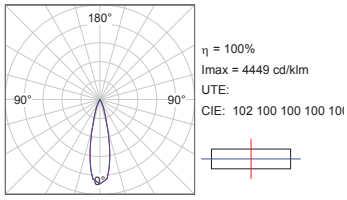

UGR <19
For 4H, 8H 70/ 50 /20

WFL

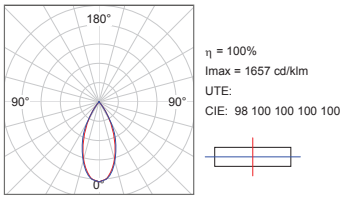

UGR <19
For 4H, 8H 70/ 50 /20

Light output and power

		3 MOD		6 MOD		9 MOD		12 MOD	
		600lm LED		1200lm LED		1800lm LED		2200lm LED	
		W	lm Output	W	lm Output	W	lm Output	W	lm Output
MFL (24º)	3000K	6	540	12	1080	18	1620	24	2160
	4000K	6	540	12	1080	18	1620	24	2160
WFL (48º)	3000K	6	549	12	1098	18	1647	24	2196
	4000K	6	549	12	1098	18	1647	24	2196

Accessories



Reflector (3,6,9,12 modules)

Ref.	Color
ODRF3C	
ODRF3M	
ODRF3W	

IP 20 AI 650º CLASE I LED

OCULT SYSTEM: **OS1** NEW

SPOTLIGHT **(SP)** 500 lm



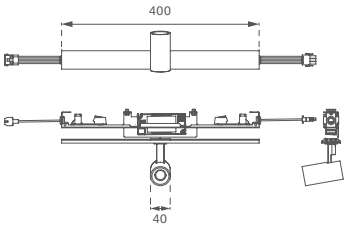

SPOTLIGHT **(SP)** 1000 lm



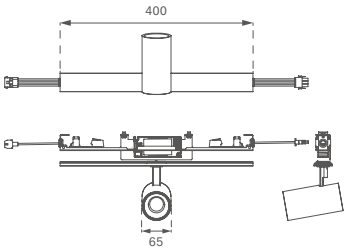

New Coding System

Family	Type	Lm LED	Optic	CRI	K	Gears	Int. Finishes	Ext. Finishes
Ocult System **OS1**	Spotlight **SP**	500lm **05**	SP **SP** MFL **MF** FL **FL**	80 **8**	3000 **30** 4000 **40**	On/Off **N** DALI **D**	Black **B**	Black **B** White **W**
Ocult System **OS1**	Spotlight **SP**	1000lm **10**	SSP **SS**	80 **8**	3000 **30** 4000 **40**	On/Off **N** DALI **D**	Black **B**	Black **B** White **W**
Ocult System **OS1**	Spotlight **SP**	1000lm **10**	SP **SP** MFL **MF** FL **FL**	80 **8**	3000 **30** 4000 **40**	On/Off **N** DALI **D**	Black **B**	Black **B** White **W**
Example: **OS1**	**SP**	**05**	**SP**	**8**	**30**	**N**	**B**	**B** = **OS1 SP 05 SP 8 30 N B B**

Custom-made possibilities P. 261

1-10V ↑lm K CRI

Technical Characteristics

Optics

SSP

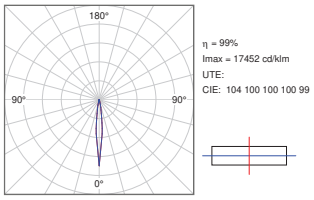

SP

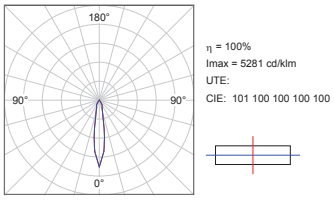

MFL

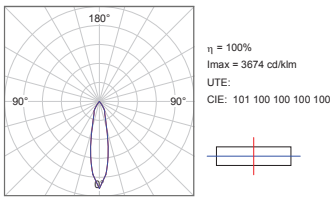

FL

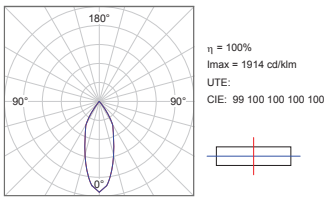

Light output and power

			500lm							
		CRI	Plum	W	lm Output					
SP	2700K	80		5	314					
	3000K	80	6,3	5	314					
	4000K	80		5	339					
MFL	2700K	80		5	330					
	3000K	80	6,3	5	330					
	4000K	80		5	356					
FL	2700K	80		5	324					
	3000K	80	6,3	5	324					
	4000K	80		5	349					

			1000lm			2000lm		
		CRI	Plum	W	lm Output	Plum	W	lm Output
SSP	2700K	80		8	498		12	689
	3000K	80	9,1	8	498	13,6	12	689
	4000K	80		8	537		12	746

			1000lm			2000lm		
		CRI	Plum	W	lm Output	Plum	W	lm Output
SP	2700K	80		9	657		18	1427
	3000K	80	9,3	9	670	18,7	18	1456
	4000K	80		9	710		18	1542
MFL	2700K	80		9	685		18	1489
	3000K	80	9,3	9	699	18,7	18	1517
	4000K	80		9	740		18	1607
FL	2700K	80		9	625		18	1357
	3000K	80	9,3	9	637	18,7	18	1384
	4000K	80		9	675		18	1467

Accessories



Transparent diffuser

Lm LED	Ref.
500	HSTR25
1000/2000	HSTR50



Soft Lens

Lm LED	Ref.
500	HSSL25
1000/2000	HSSL50



Refractor for eliptical distribution of luminous flux

Lm LED	Ref.
500	HSEL25
1000/2000	HSEL50



Anti-glare honeycomb grille

Lm LED	Ref.
500	HSHO25
1000/2000	HSHO50



*Decorative Ring

Lm LED	Ref.	Color
500	HSRI40W	□
500	HSRI40C	■
500	HSRI40M	■
1000/2000	HSRI65W	□
1000/2000	HSRI65C	■
1000/2000	HSRI65M	■



Buffer

Lm LED	Ref.
500	HSCU25
1000/2000	HSCU50

IP 20 | AI | 650º | CLASE I | LED

OCULT SYSTEM: **OS1** NEW

PENDULAR **(PV)**



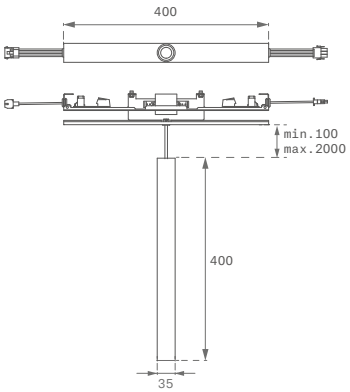

New Coding System

Family	Type	Lm LED	Optic	CRI	K	Gears	Int. Finishes	Ext. Finishes	
Ocult System **OS1**	Pendular **PV**	500lm **05**	SP **SP** FL **FL**	90 **9**	3000 **30** 4000 **40**	On/Off **N** DALI **D**	Black **B**	Black **B** White **W**	
Example: **OS1**	**PV**	**05**	**SP**	**9**	**30**	**N**	**B**	**B**	= **OS1 PV 05 SP 9 30N B B**

Custom-made possibilities P. 261

1-10V | lm | K | CRI

Technical Characteristics

Light output and power

		500lm LED	
		W	lm Output
SP (17º)	3000K	4	414
	4000K		443
FL (39º)	3000K	4	331
	4000K		349

Optics

FL

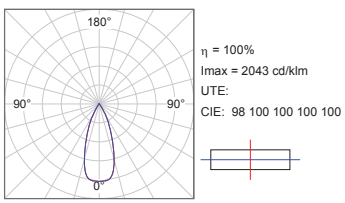

η = 100%
Imax = 2043 cd/klm
UTE:
CIE: 98 100 100 100 100

SP

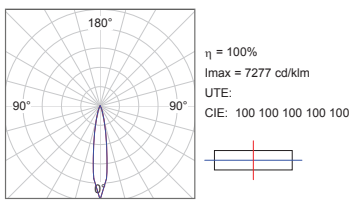

η = 100%
Imax = 7277 cd/klm
UTE:
CIE: 100 100 100 100 100



OCULT SYSTEM: **OS** NEW

PROFILE **(PR)** SURFACE



PROFILE **(PR)** RECESSED



● New Coding System

Family	Installation	Type	Length	Finishes
Ocult **OS** System	Sruface **SU**	Profile **PR**	500mm **500**	Black **B**
	Recessed **RE**		600mm **600**	White **W**
			700mm **700**	
			800mm **800**	
			900mm **900**	
			1100mm **1100**	
			1200mm **1200**	
			1300mm **1300**	
			1400mm **1400**	
			1500mm **1500**	
			1600mm **1600**	
			1700mm **1700**	
			1800mm **1800**	
			1900mm **1900**	
			2000mm **2000**	
		Cover **CO**	200mm **200**	Black **B**
			300mm **300**	White **W**
			400mm **400**	
			500mm **500**	
			600mm **600**	
			700mm **700**	
			800mm **800**	
			900mm **900**	
			1000mm **1000**	
	Surface **SU**	Corner **CR**	100x100mm **100**	Black **B**
	Recessed **RE**			White **W**
	Surface **SU**	End Cover **EC**		Black **B**
	Recessed **RE**			White **W**
		Junction **JO**		
Example: **OS**	**SU**	**PR**	**500**	**B** = **OS SU PR 500 B**

OCULT SYSTEM: **OS** NEW

CONNECTORS **(CTAI)**



New Coding System

Family	Type	Length	Gear
Ocult System **OS**	Connector **CTAI**	100mm **100**	ON/OFF **N**
		200mm **200**	DALI **D**
		300mm **300**	
		400mm **400**	
		500mm **500**	
		600mm **600**	
		700mm **700**	
		800mm **800**	
		900mm **900**	
		1100mm **1100**	
		1200mm **1200**	
		1300mm **1300**	
		1400mm **1400**	
		1500mm **1500**	
Example: **OS**	**CTAI**	**100**	**N** = OS CTAI 100N

Accessories



Height-adjustable steel cable

Quick anchorage

Ref.	Color	h(mm)
96.01.31.3	◪	1000
96.01.34.3	◪	4000



Direct fixing

Ref.	Color
96.07.61.3	◪



Decorative ceiling rose for electrical connection

Ref.	Color	
96.08.64.0	□	Cable transp. 4m (3x1,5mm) incluido
96.58.64.0	□	Cable transp. 4m (5x1,5mm) incluido. Para regulación.

Lamptub

“A classic reinvented by Lamp”

Design by
Lamp



If you take a look at the most iconic Lamp products, you will doubtlessly encounter the Lamptub, a product developed over 25 years ago. After being updated with new technology, this general lighting product has gone from a basic to a classic.



Lamptub is a family of suspended or surface mounted luminaires with LED technology.

It is thought for indoor general lighting applications. It consists of two lengths, two luminous flux levels, and allows a quick installation.
Models for MID-POWER LED, warm or neutral white colour temperature and with control gear included. With semi-transparent diffuser.
With an IP20 protection rating and insulation class I.

Custom-made possibilities

- Dimmable 1-10V
- Dimmable TRIAC
- Dimmable PUSH
- Dimmable DALI
- Lenghts 581/872/**1162**/1453/**1743**/2034/2324/2615/2906mm
- Finishes

CE | IP 20 | CLASE I | AI | 850º | LED



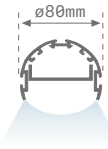

LAMPTUB LED

Lmm	W	lm Output	K	Color	Ref.
1162	17	2278	3000	□	51.41.30.0
1162	17	2322	4000	□	51.40.30.0
1162	28	3896	3000	□	51.41.32.0
1162	28	3986	4000	□	51.40.32.0
1743	25	3601	3000	□	51.41.31.0
1743	25	3683	4000	□	51.40.31.0
1743	41	6161	3000	□	51.41.33.0
1743	41	6299	4000	□	51.40.33.0

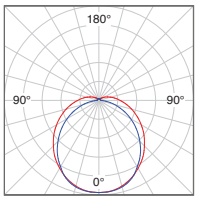

5141300
η = 100%
Imax = 292 cd/klm
UTE: 0,91E + 0,09T
CIE: 45 74 92 91 100

Accessories



Profile and cover
max. 3 m

Ref.	Color
51.05.00.0	☐
51.05.10.0	☐



End cover



Ref.	Color
51.06.40.0	☐



90° corner joint



Ref.	Color
51.05.20.0	☐



Opal difuser

Ref.	Color
51.05.30.0	☐



Set of 2 fixings per joint
2 unit/ref.

Ref.
96.06.01.0



Wall bracket with cover included
End

Ref.	Color	
51.04.77.0	☐	2 unit/ref.

Intermediate par

Ref.	Color	
51.07.41.0	☐	1 unit/ref.



Wall bracket joint

Ref.	Color	L mm
96.07.45.0	☐	75
96.07.46.0	☐	300

Suspensions (pag. 280)

Metro

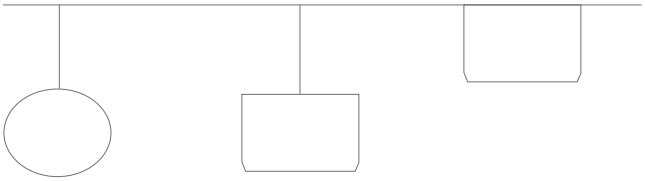

STGO, TLSE y BCN are a family of luminaires designed specifically for installation in areas conditioned for pedestrian traffic, such as public transport stations.

Made of extruded aluminium, they are robust but flexible modular systems, with the possibility of integrating emergencies, loudspeakers and low voltage electricity lines, separated from each other by various pipes inside the luminaire.
As in the case of the luminaires designed for the Santiago de Chile, Barcelona and Toulouse metro, similar luminaires can be designed according to the needs of the project.

STGO



LED: 4440 lm - 7030 lm

☐ White

☒ Anodized



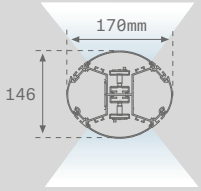

TLSE



Lamps: 1x36 W | 2 (1x36) W
2x36 W | 2 (2x36) W

☐ White

☒ Anodized



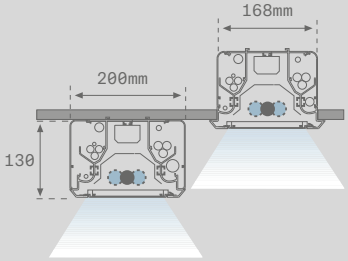

BCN



Lamps: 1x18 W | 1x36 W | 2 (1x36) W
2x18 W | 2x36 W | 2 (2x36) W

☐ White

☒ Anodized



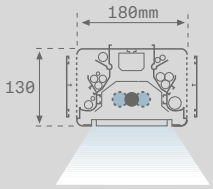

IP 42 | CLASE I | AI | 960º | LED 4000 K



STGO

Electronic

Lmm	W	lm Output	Color	c
1137	44	4440		99.41.41.3
1137	65	7030		99.41.40.3

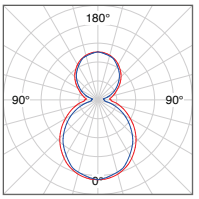

9941403
η = 100%
Imax = 211 cd/klm
UTE: 0,61E + 0,39T
CIE: 48 78 95 61 100

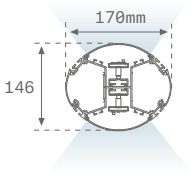



End cover

Ref.	Color
99.00.42.3	



Set of 2 fixings per joint

Ref.
48.06.04.3



Height-adjustable in "Y" steel cable

Ref.	Color	h(m)
96.08.60.3		max.3

IP 20 | CLASE I | AI | 960º



TLSE

Electronic

Lmm	W	Color	Ref.	
1960	1x36		62.41.14.3	
1960	1x36		62.41.24.3	
1960	1x36		62.41.34.3	
3210	2(1x36)		62.41.15.3	
3210	2(1x36)		62.41.25.3	
3210	2(1x36)		62.41.35.3	

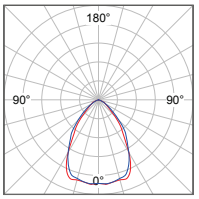

6241030
η = 71%
Imax = 448 cd/klm
UTE: 0,71B
CIE: 73 96 100 100 71

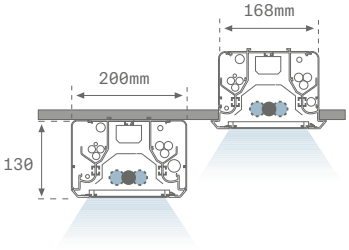



BCN

Electronic

Lmm	W	Color	Ref.	
650	1x18		62.41.03.0	
650	2x18		62.42.03.0	
1250	1x36		62.41.04.0	
1250	2x36		62.42.04.0	
2500	2(1x36)		62.41.05.0	
2500	2(2x36))		62.42.05.0	

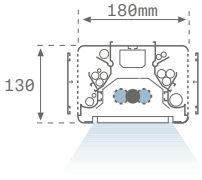

Accessories TLSE/BCN



Profile (side cover not included)
max. 3 m

Ref.	Color
62.05.00.0	



End cover

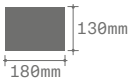

Ref.	Color
62.06.40.0	



Side cover (2 unit. / profile)
1 unit. / 1250 mm

Ref.	Color
62.05.10.0	



90° corner joint

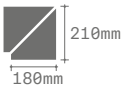

Ref.	Color
62.05.20.0	



"T" joint

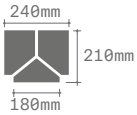

Ref.	Color
62.05.21.0	



Horizontal ball joint

Ref.	Color	
62.06.02.0		85°-105°
62.06.03.0		105°-125°
62.06.04.0		125°-180°



Vertical ball joint

Ref.	Color
62.06.01.0	



Side cover for connection box

Ref.	Color
62.05.11.0	



Side cover for emergency and connection box

Ref.	Color
62.05.12.0	



Intermediate connection joint

Ref.	Color
62.05.26.0	



End connection joint

Ref.	Color
62.05.25.0	



Profile for intermediate emergency unit

Ref.	Color
62.05.13.0	



Adjustable suspension

Ref.	Color
62.07.56.0	



Extra-flat suspension

Ref.	Color
62.07.51.0	



Two braided suspension adaptor

Ref.	Color
62.07.55.0	



Set of 2 fixings per joint

Ref.
96.06.01.0

Suspensions (pag. 280)

Suspensions for: FIL, FIL +, FIL MED, LAMPTUB
(1 unit/ref.)



Decorative direct fixing for electrical connection

Ref.	Color
96.21.00.0	□
96.21.00.3	■



Direct fixing

Ref.	Color
96.07.61.0	□
96.07.61.3	◪



Height-adjustable steel cable for electro-mechanical connection (3 or 5xø1,5)

End anchorage

Ref.	Ref. DIM/DALI	Color	h(mm)
96.21.21.0	96.81.21.0	□	1000
96.21.21.3	96.81.21.3	■	1000
96.21.24.0	96.81.24.0	□	4000
96.21.24.3	96.81.24.3	■	4000



Height-adjustable steel cable

End anchorage

Ref.	Color	h(mm)
96.07.51.0	□	1000
96.07.51.3	◪	1000
96.07.54.0	□	4000
96.07.54.3	◪	4000



Height-adjustable steel cable for electro-mechanical connection (3 or 5xø1,5)

Quick anchorage

Ref.	Ref. DIM/DALI	Color	h(mm)
96.21.31.0	96.81.31.0	□	1000
96.21.31.3	96.81.31.3	■	1000
96.21.34.0	96.81.34.0	□	4000
96.21.34.3	96.81.34.3	■	4000



Height-adjustable steel cable

Quick anchorage

Ref.	Color	h(mm)
96.01.31.3	◪	1000
96.01.34.3	◪	4000



Rigid suspension for electrical connection

Ref.	Color	h(mm)
96.21.01.0	□	100
96.21.01.3	■	100
96.21.02.0	□	250
96.21.02.3	■	250
96.21.05.0	□	500
96.21.05.3	■	500
96.21.10.0	□	1000
96.21.10.3	■	1000



Rigid suspension

Ref.	Color	h(mm)
96.01.01.0	□	100
96.01.02.0	□	250
96.01.05.0	□	500
96.01.10.0	□	1000



Coupler for 2 rigid suspensions

Ref.	Color
96.08.59.0	□



Decorative ceiling rose for electrical connection

Ref.	Color	
96.08.64.0	□	Cable transp. 4m (3x1,5mm) incluido
96.08.64.3	■	
96.58.64.0	□	Cable transp. 4m (5x1,5mm) incluido. Para regulación.
96.58.64.3	■	

Suspensions for: FIL MED, DOT, METRO, BCN, STGO
(1 unit/ref.)



Height-adjustable in "Y" electromechanical suspension

Ref.	Color	h(m)
Fil Med, Dot		
96.28.63.0	□	max.3 (3x1,5mm)
96.28.63.3	■	max.3 (3x1,5mm)
BCN, STGO		
96.28.60.0	□	max.3 (3x1,5mm)
96.28.60.3	■	max.3 (3x1,5mm)



Height-adjustable in "Y" steel cable

Ref.	Color	h(m)
Fil Med, Dot		
96.08.63.3	◪	max.3
STGO		
96.08.60.3	◪	max.3



Two steel cables electromechanical suspension

Ref.	Color	h(m)
96.27.49.0	□	max.3
96.27.49.3	■	max.3



Two steel cables

Ref.	Color	h(m)
96.07.49.0	□	max.3
96.07.49.3	■	max.3

Wall brackets for: FIL, FIL +, FIL MED, LAMPTUB



Short wall bracket joint
2 unit/ref.

Ref.	Color
96.07.45.0	□
96.07.45.3	■



Long wall bracket joint
2 unit/ref.

Ref.	Color
96.07.46.0	□
96.07.46.3	■

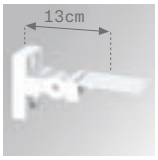



Adjustable wall bracket
2 unit/ref.

Ref.	Color
96.00.06.0	□
96.00.06.3	■



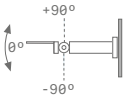

Adjustable and extensible wall bracket
2 unit/ref.

Ref.	Color
96.00.05.0	□
96.00.05.3	■

Fine LED Strip

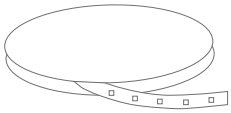

Fine LED and Fine Curve, the flexible linear strips and accessories family, designed for ambient lighting applications, allows perimeter lighting of any space indoor or outdoor.

Fine LED consists of 2 LED strip types with IP 20 or IP 65, 5 different profiles for surface, recessed or 45º mounting installation, opal or transparent diffusers and end covers or fixing clips as accessories.
Models for MID-POWER LED, with warm white or RGB colour temperature. Supplied with a 5 meter coil and a 3M adhesive on the rear. These strips allow modular cut.
Fine Curve is a flexible strip with IP 68 that emits homogeneous light and allows to be curved. Do not require the use of profiles or diffusers for the installation, it is only required a fixing clips accessories.
As accessories there are power supplies, 1-10V and DALI controllers, and DMX-DALI signal converters.
With LAMP, LED quality and high technology (5-year warranty) is available to the most demanding professionals.

Fine LED Strip 20



LED: 2050 lm | 7510 lm
3000 / RGB

LED

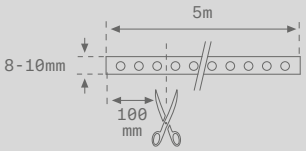

Fine LED Strip 65



LED: 1430 lm | 6625 lm
3000 / RGB

LED

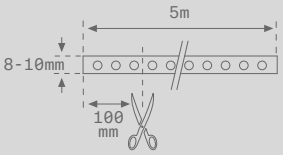

Fine LED Profile



Anodized Matt Silver

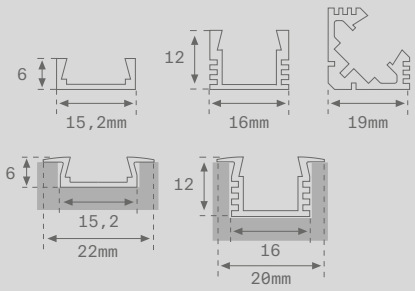

Fine Curve



LED: 680 lm - 1900 lm
3000 / 4000 K

LED

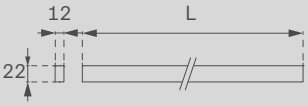

On/Off scheme



92.46.80.0 / 92.47.50.0 / 92.47.46.0 / 92.42.53.0 / DRV6710024N

DALI scheme



DRV2010024D / DRV6710024N

Dimming scheme

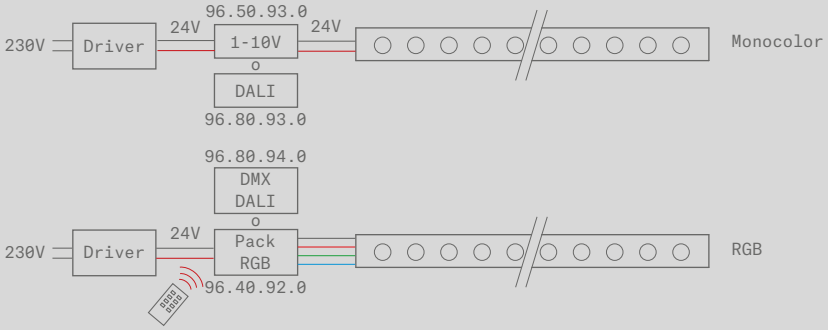



IP20 FINE LED STRIP (5m)

Info. 5m (1 coil)

L	W	K	∠	lm Output	CRI	h	Ref.	✂	W	lm Output
5m	93	3000	120	7510	70	8mm	96.00.90.0	100mm	19	1502
5m	64	RGB	120	2050	-	10mm	96.00.91.0	100mm	14	410

Info. 1m

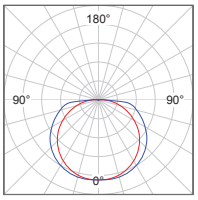

9600900
η = 100%
Imax = 254 cd/klm
UTE: 0,98G + 0,02T
CIE: 40 69 90 98 100



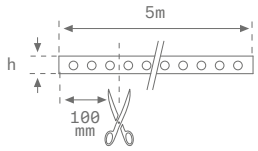



IP65 FINE LED STRIP (5m)

Info. 5m (1 coil)

L	W	K	∠	lm Output	CRI	h	Ref.	✂	W	lm Output
5m	93	3000	120	6625	80	10mm	96.00.92.0	100mm	19	1325
5m	64	RGB	120	1430	-	12mm	96.00.93.0	100mm	14	286

Info. 1m

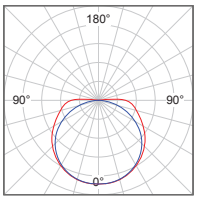

9600920
η = 100%
Imax = 265 cd/klm
UTE: 0,97G + 0,03T
CIE: 40 69 89 97 100



Accessories



Opal polycarbonate diffuser

L	Ref.
2m	96.00.40.0



Transparent polycarbonate diffuser

L	Ref.
2m	96.00.41.0



6 mm surface profile and covers

L	Ref.	
2m	96.00.42.3	
-	96.00.43.3	*
-	96.00.44.3	**

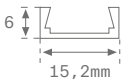



6 mm recessed profile and covers

L	Ref.	
2m	96.00.45.3	
-	96.00.46.3	*
-	96.00.47.3	**

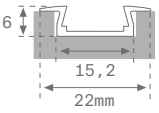



12 mm surface profile and covers 12 mm

L	Ref.	
2m	96.00.48.3	
-	96.00.49.3	*
-	96.00.50.3	**

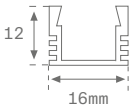



12 mm recessed profile and covers

L	Ref.	
2m	96.00.51.3	
-	96.00.52.3	*
-	96.00.53.3	**

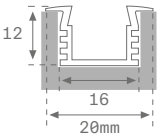



Tilt 45º profile and covers

L	Ref.	
2m	96.00.54.3	
-	96.00.55.3	*
-	96.00.56.3	**

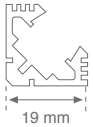



* End cover

**End cover with exit hole for the cable



Tilt 45º profile fixing clip
1 unit. / ref.

Ref.
96.00.57.3



6/12 mm surface profile fixing clip
1 unit. / ref.

Ref.
96.00.58.3

FINE CURVE



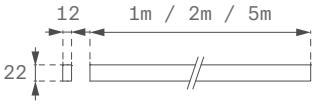

New Coding System

Family	Lenghts	Lm LED	IP	Optics	CRI	K	Gears	Finishes	
Fine Curve **FC1**	1000mm **100** 2000mm **200** 5000mm **500**	340lm/m **LO**	68 **68**	Opal **OP**	80 **8**	3000 **30** 4000 **40**	Not **0** Included	White **W**	
Example: **FC1**	**100**	**LO**	**68**	**OP**	**8**	**30**	**0**	**W**	= **FC1100LO68OP830W**

Accessories



Surface profile fixing clip
1 unit. / ref.

Ref.
FC1FX30G

Technical Characteristics

Light output and power

	1000mm		2000mm		5000mm	
	W	lm Output	W	lm Output	W	lm Output
3000K	14	340	29	680	72	1700
4000K	14	380	29	760	72	1900

Control Gears



LED power supply

W	Ref.	V	IP	Reg.
96	92.46.80.0	24	20	ON/OFF
60	92.47.50.0	24	20	ON/OFF
20	92.47.46.0	24	20	ON/OFF
80	92.42.53.0	24	66	ON/OFF
100	DRV2010024D		20	DALI
100	DRV6710024D		67	DALI
100	DRV6710024N		67	ON/OFF



RGB DMX/DALI to PWM converter

W	Ref.	V
144	96.80.94.0	24



Monocolor strip regulation controller (PWM)

W	Ref.	V	Control
120	96.50.93.0	24	1-10V
120	96.80.93.0	24	DALI



RGB control pack

W	Ref.	V
432	96.40.92.0	24

Plat



Plat recessed luminaire family, with opal polycarbonate diffuser and microprismatic, textured white finish frame that provides a uniform general light.

Equipped with medium power neutral or warm white LED in all its perimeter which ensure a high visual comfort. Available in two lengths: 600x600mm and 1,200x300mm.
As accessories it has a suspension kit, frame for ceiling mounting and frame for recessed installations.
Models available with DALI adjustable control gear.

Plat G3



LED: 3395 lm - 3819 lm
3000 / 4000 K / TW

☐ White

LED

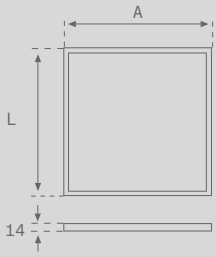

Plat Tech



LED: 2930 lm - 3150 lm
3000 / 4000 K

☐ White

LED
Tech

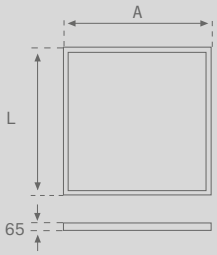

Custom-made possibilities

- Dimmable 1-10V
- Dimmable TRIAC
- Dimmable PUSH
- Emergency battery 1H/3H
- Other Distributions D-I 1200x600
- Light Output (max. 5500lm)
- Formats 1200x600
- Finishes
- Sensor Integration
- Option in IP65
- Bluetooth control

PLAT G3



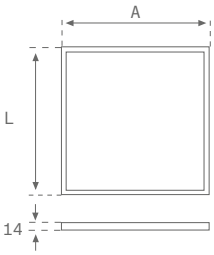

New Coding System

PLAT G3 IP 40 IP 40

Family	Format	Lm LED	Optics	IP	K	Gears	Finishes
Plat **PL3**	600x600 **060** (LxA-596x596) 1200x300 **120** (LxA-1196x296)	3500lm **35**	Opal **OP** Prismatic **PR**	IP40 **40**	3000 **30** 4000 **40**	On/Off **N** DALI **D**	White **W**
Plat **PL3**	600x600 **060**	3500lm **35**	Opal **OP**	IP40 **40**	Tunnable White 2700-6500 K **TW**	DALI **D**	White **W**
Example: **PL3**	**060**	**35**	**OP**	**40**	**30**	**N**	**W** = **PL3 060 35 OP 40 30 N W**

PLAT G3 IP 54 IP 54

Family	Format	Lm LED	Optics	IP	K	Gears	Finishes
Plat **PL3**	600x600 **060** (LxA-596x596)	3500lm **35**	Opal **OP**	IP54 **54**	3000 **30** 4000 **40**	On/Off **N** DALI **D**	White **W**
Example: **PL3**	**060**	**35**	**OP**	**54**	**30**	**N**	**W** = **PL3 060 35 OP 54 30 N W**

Custom-made possibilities P. 287

1-10V TRIAC PUSH lm F IP65

Accessories



Suspension kit

Ref.	h(m)
PLSUWI1000	max.1 4ud.

4 units per reference, not included on the luminaire



Frame for PLAT ceiling mounting installations

Ref.	Color	mm
PLSFFR060	☐	600x600x59
PLSFFR120	☐	1200x300x59



Frame for PLAT recessed installations

Ref.	Color	mm	XxY
PLREFR060	☐	600x600	617x617
PLREFR120	☐	1200x300	1217x317

Technical Characteristics

Optics

OPAL

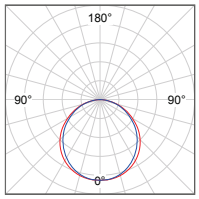

η = 100%
Imax = 341 cd/klm
UTE: 1,00E + 0,00T
CIE: 46 78 95 100 100



☐ Texturised white

PRISMATIC

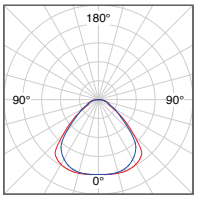

η = 100%
Imax = 405 cd/klm
UTE: 1,00D + 0,00T
CIE: 58 87 97 100 100



URG 19

UGR <19
For 4H, 8H 70/ 50 /20

Light output and power

600x600

		W	lm Output
OP	3000 K	28	3607
	4000 K	28	3819
	TW	33	3500
PR	3000 K	28	3395
	4000 K	28	3607

1200x300

		W	lm Output
OP	3000 K	30	3607
	4000 K	30	3819
PR	3000 K	30	3395
	4000 K	30	3607

PLAT TECH



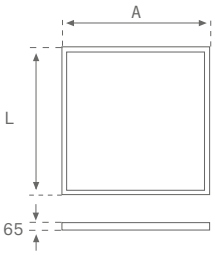

New Coding System

Family	Format	Lm LED	Optics	IP	K	Gears	Finishes	
Plat **PT1**	600x600 **060**	3500lm **35**	Tech **TE**	20 **20**	3000 **30**	DALI **D** ON/OFF **N**	White **W**	
Example: **PT1**	**060**	**35**	**TE**	**20**	**30**	**D**	**W**	= **PL3 06035 TE 2030D W**

Accessories



Bluetooth Controller

Ref.
CTR20BLD

Technical Characteristics

Optics

TE

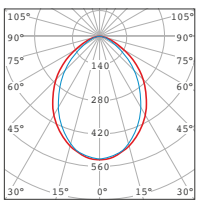

Light output and power

	3500lm	
	W	lm Output
3000K	38	2930
4000K	38	3150



Movistar, Madrid (Spain)





Edificio Manuel de Falla 7, Madrid (Spain)

Modular

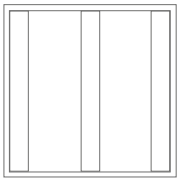

Modular is a family of recessed luminaires to fit the majority of ceilings in the market. With LED technology.

Model with high visual comfort optics.
Their technical features make them ideal luminaires for installing in offices or shops, where the output and visual comfort are a must.

Custom-made possibilities

Bluetooth control

IP 20 | CLASE I | 960º | LED 4000 K

MODULAR SLIM LED G2



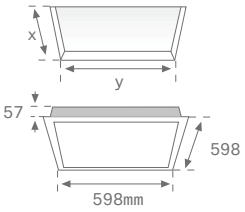

x=A-20mm
y=L-20mm

New Coding System

Family	Format	Lm LED	IP	Optics	CRI	K	Gears	Finishes
Modular Slim **ML2**	600x600 **060**	4000lm **40**	IP20 **20**	TECH **TE**	80 **8**	3000 **30** 4000 **40**	ON/OFF **N**	White **W**
Example: **ML2**	**060**	**40**	**20**	**TE**	**8**	**30**	**N**	**W** = **ML2 060 40 20 TE 8 30 N W**

Custom-made possibilities P. 292

Technical Characteristics

Optics

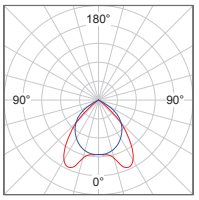

η = 100%
lmax = 583 cd/klm
UTE:
CIE: 69 98 100 100 100

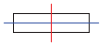

Light output and power

		4000 lm	
		W	lm Output
600x600	3000 K	38	3800
600x600	4000 K	38	4000

Accessories



3, 4, 5 and 6 ceiling anchoring system
4 units per reference, not included on the luminaire

Ref.	Color
MLREFX	◪

Possible ceiling types for this luminaire

1

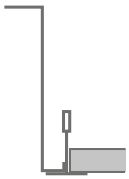

Exposed "T" Lay-in

2

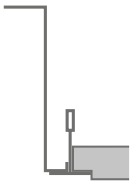

Exposed "T" Lay-in with recessed tile

3

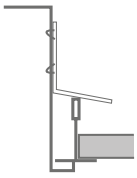

Exposed "T" with adjustable side supports

4

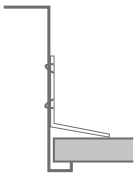

Plaster ceiling with adjustable side supports

5

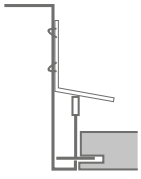

Concealed "T" with adjustable side supports

6

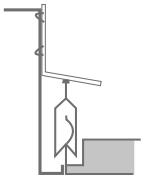

Snap "T" with adjustable side supports

7



Open cell or special ceilings with suspension assemblies

Clinic





Family of hospital headboards with a neutral, minimalist design, ideal for integrating in the space and giving centre stage to the light.

Clinic and Clinic Gas are luminaires that can be customized according to the needs of each project, with the possibility of direct, indirect and reconnaissance lighting, and with a wide range of mechanisms which are always integrated in the top or bottom of the profile in such a way as to be concealed. The Clinic Gas model, also allows the housing of the medical gas outlets in an independent cannel, giving great accessibility and usability.
This family of bed head units is designed both for hospitals and clinics, and for residences and health centres.

Clinic



LED desde 1150 a 2340 lm
4000 K

☐ Matt White



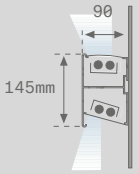

Clinic Gas



LED desde 1150 a 2300 lm
4000 K

☐ Matt White



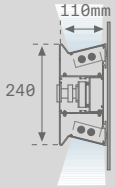

Interior view



Front view



Top view



Custom-made possibilities

Bluetooth control

Customized CLINIC bed head unit for direct and/or indirect lighting with optional outlets



The customized Clinic luminaire has an extruded aluminium body finished in texturised matt white.

Lighting can be direct/or indirect for MID-POWER LED. The lamp is designed to house up to 4 optional outlets.

Instructions for customizing the Clinic luminaire:

1- Choose the length of the bed head unit to customize:

85.03.02.0, 1170 mm long
85.03.03.0, 1760 mm long

2- Choose direct lighting.

3- Choose indirect lighting.

4- Indicate which outlets goes in each of the 4 positions A, B, C and D. The luminaire will be delivered with the outlets mounted on two double trim plates. If more outlets are needed, special lengths can be made.



1. CLINIC body to customize

Lmm	Color	Ref.
1173	□	85.03.02.0
1756	□	85.03.03.0



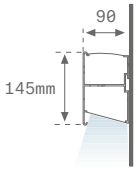

2. Options for direct lighting

	Ref.	W	lm Output	**L
	85.41.03.0	10	1150	580mm
	Ref.	W	lm Output	**L
*	85.41.04.0	20	2300	1150mm

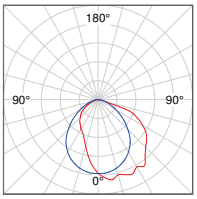

Custom-made possibilities P. 295





3. Options for indirect lighting

	Ref.	W	lm Output	**L
	85.41.13.0	10	1170	580mm
	Ref.	W	lm Output	**L
*	85.41.14.0	20	2340	1150mm

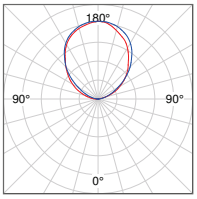

Custom-made possibilities P. 295

*Not compatible with the 85.03.02.0 body

Optional mechanisms for customized CLINIC luminaires (P. 299)

CLINIC TW

New Coding System

Family	Lenghts	Optics	Lm LED	CRI	K	Gears
*Clinic **CL1**	580mm **058** 1150mm **115** **	Direct **DR** Indirect **ID**	**MO**	90 **9**	Tunnable **TW** White 2700- 6500 K	DALI **D**
Example: **CL1**	**058**	**DR**	**MO**	**9**	**TW**	**D**

= **CL1 058 DR MO 9 TW D**

Custom-made possibilities P. 295

Technical Characteristics

Light output and power

	500 mm		1150 mm	
	W	lm Output	W	lm Output
Dir.	11	1070	22	2140
Ind.	11	1090	22	2180

Accessories



Bluetooth Controller

Ref.

CTR20BLD



1. CLINIC GAS body to customize

Lmm	Color	Ref.
1856	□	85.03.04.0

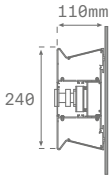



2. Options for direct or indirect lighting

Ref.	W	lm Output	L
85.41.03.0	10	1150	580
Ref.	W	lm Output	L
*85.41.04.0	20	2300	1150

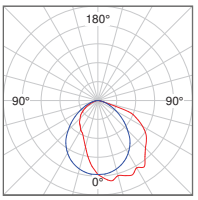

8541030
η = 100%
Imax = 433 cd/klm
UTE: 1,00E
CIE: 48 81 98 100 100

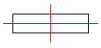

Custom-made possibilities P. 295

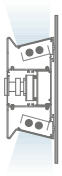



3. Medical gas outlets



Cover for 1 medical gas outlet

Ref.
85.05.16.0



Cover for 2 medical gas outlets

Ref.
85.05.13.0



Cover for 3 medical gas outlets

Ref.
85.05.18.0

4. Optional outlets for customized CLINIC / CLINIC GAS bed head units



Single-pole switch

Ref.	Color
85.07.84.0	☐



Double single-pole switch

Ref.	Color
85.07.85.0	☐



Schuko socket outlet

Ref.	Color
85.07.88.0	☐



Two way switch

Ref.	Color
85.07.86.0	☐



Pull cord

Ref.	Color
85.07.89.0	☐



Schuko socket outlet (France)

Ref.	Color
85.08.88.0	☐



Single-pole pull switch

Ref.	Color
85.08.89.0	☐



Remote push-button

Ref.	Color
85.07.81.0	☐



Blank cover

Ref.	Color
85.07.93.0	☐



Call and presence push button

Ref.	Color
85.08.10.7	☐

Hermética



The HERMETICA family is a series of recessed luminaires for facilities requiring a high level of sealing (IP65).

Designed for T5 and T8 fluorescent lamps, and with the possibility of V-bright optics or opal diffuser, both with glass cover. For maximum ease of maintenance, there are models which can be inspected from the top or bottom of the luminaire. Luminaires suitable for areas such as clean rooms, laboratories and hospitals where the regulations require certain conditions.

Hermética



Lamps: 14/24 W
4000 K

☐ Texturised White



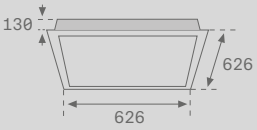

Hermética



Lamps: 14/24 W, 2x36/58 W
4x18/36 W
LED: 4150 K

☐ Texturised White

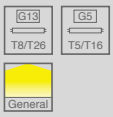

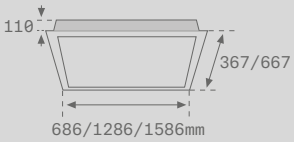

Custom-made possibilities

- Dimmable 1-10V
- Dimmable PUSH
- Dimmable DALI
- Emergency battery 1H/3H
- Bluetooth control
- 3000 / 6500 K



HERMÉTICA

T5 HE-HO Multi-power electronic

W	LxAxHmm	XxY	Color	Ref.
4x14/24	626x626x130	614x598	□	82.44.04.0

Easy maintenance and quick connection

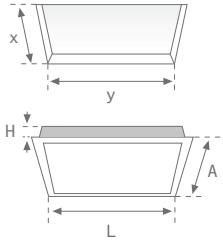

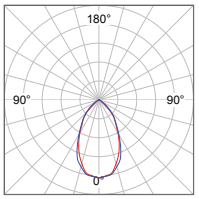

8244040
η = 71%
Imax = 619 cd/klm
UTE: 0,71B
CIE: 79 98 100 100 71



Custom-made possibilities P. 301



HERMÉTICA Opal optics

T5 HE-HO Multi-power electronic

W	LxAxHmm	XxY	Color	Ref.
2x28/54	1286x367x110	345x1270	□	82.42.07.0

T5 HE-HO Multi-power electronic (Perfilería "T" vista modulación)

W	Perfilería	H mm.	Color	Ref.
4x14/24	600x600	120	□	82.44.60.0

Accessible from below

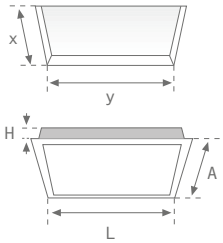

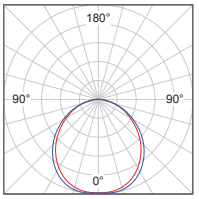

8242070
η = 69%
Imax = 249 cd/klm
UTE: 0,69E + 0,00T
CIE: 49 80 96 100 69



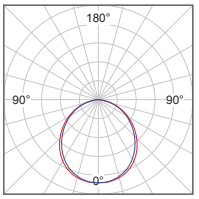

8244600
η = 60%
Imax = 220 cd/klm
UTE: 0,60E + 0,00T
CIE: 49 81 97 100 60



Custom-made possibilities P. 301

HERMÉTICA Opal LED



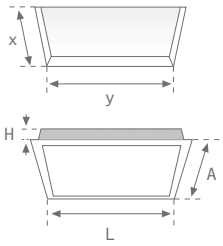

New Coding System

Family	Formats (LxA)	Lm LED	IP	Optics	CRI	K	Gears	Finishes
Hermetica **HM1**	686x667mm **068** YxX=660x645 1286x367mm **128** YxX=1270x345	4500lm **45**	IP65 **65**	Opal **OP**	80 **8**	4000 **40**	ON/OFF **N**	White **W**
Example: **HM1**	**068**	**45**	**65**	**OP**	**8**	**40**	**N**	**W** = **HM1 068 45 65 OP 8 40 N W**

Custom-made possibilities P. 301

1-10V PUSH DALI K

Technical Characteristics

Optics

OP

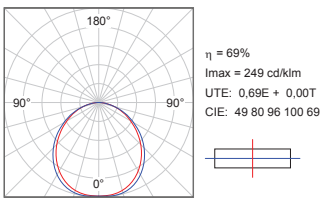

η = 69%
Imax = 249 cd/klm
UTE: 0,69E + 0,00T
CIE: 49 80 96 100 69

Light output and power

		4500lm	
		W	lm Output
686x667 OPAL	4000K	25	4150
1286x367 OPAL	4000K	25	4150

Seti

“More than just a sculpture”

Design by
Antoni Arola

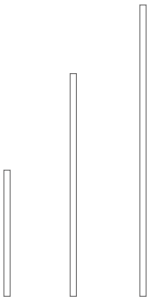

More than an outdoor bollard, Seti is a vertical lighting system that was designed with the goal of covering an infinite number of constructive possibilities and lighting layouts.



Seti Soft



LED: 19 lm - 176 lm
3000 K

■ + ■ Anthracite + Black

■ + □ Black + Texturised White



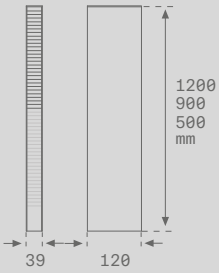

Seti Spot



LED: 80 lm - 214 lm
3000 K

■ + ■ Anthracite + Black

■ + □ Black + Texturised White



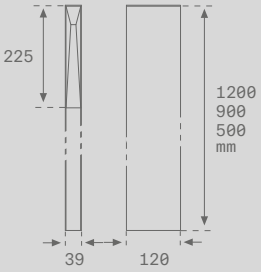

SETI SOFT



SETI SPOT







The Seti family of LED bollards was designed to light private areas and hotels.

Due to its minimalist design, it blends in perfectly in any outdoor space in residential neighborhoods.
Seti is available in 3 versions according to the bollard's height and the type of lighting: Soft or Spot, with a color temperature of 3000K. The Softmodel is furnished with a grille for signaling, and the Spot model is designed to direct the light flow toward the ground with a marked beam of light. Depending on application needs, light toward either one or two sides may be chosen.
The entire family has an IP65 degree of protection and is made with aluminum profile extrusion with two outer finishes, texturized black and anthracite grey, and a texturized white or black inner finish.

Custom-made possibilities

- K 4000 K
- Lenghts (max. 1200mm)
- Formats
- Finishes

CE | IP 65 | IK 08 | AI | PC DIFUSER | 960° | LED 3000 K



SETI SOFT 500

W	lm Output	Color ext.	Color int.	Ref.
3	19	■	■	103.41.00.4
3	39	■	□	103.41.00.2
4	27	■	■	103.41.01.4
4	47	■	□	103.41.01.2

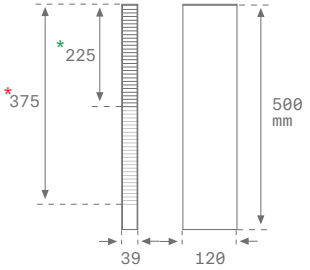

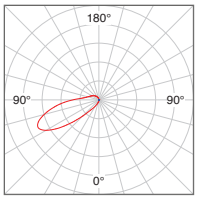

10341002
η = 100%
Imax = 1058 cd/klm
UTE: 0,25T
CIE: 18 41 80 75 100

Custom-made possibilities P. 307



SETI SOFT 900

W	lm Output	Color ext.	Color int.	Ref.
6	41	■	■	103.41.02.4
6	83	■	□	103.41.02.2
6	47	■	■	103.41.03.4
6	82	■	□	103.41.03.2

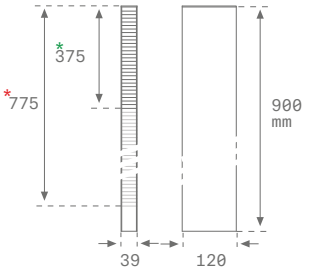

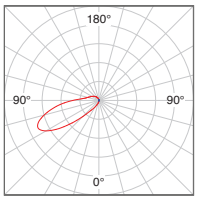

10341022
η = 100%
Imax = 1058 cd/klm
UTE: 0,25T
CIE: 18 41 80 75 100

Custom-made possibilities P. 307



SETI SOFT 1200

W	lm Output	Color ext.	Color int.	Ref.
9	88	■	■	103.41.04.4
9	116	■	□	103.41.04.2
13	101	■	■	103.41.05.4
13	176	■	□	103.41.05.2

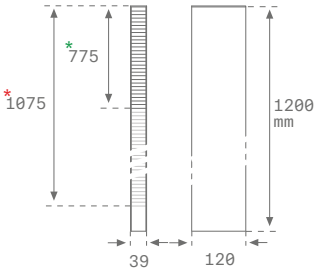

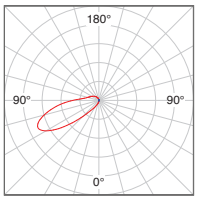

10341042
η = 100%
Imax = 1058 cd/klm
UTE: 0,25T
CIE: 18 41 80 75 100

Custom-made possibilities P. 307

IP 65 | IK 08 | AI | PC DIFUSER | 960° | LED 3000 K



SETI SPOT 500

W	lm Output	Color ext.	Color int.	Ref.
2	80	■	■	103.41.10.4
2	107	■	□	103.41.10.2
4	160	■	■	103.41.11.4
4	214	■	□	103.41.11.2

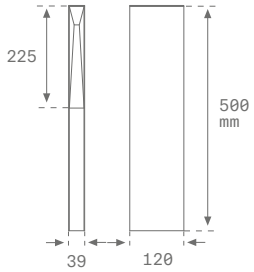

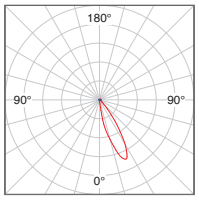

10341102
η = 100%
Imax = 5112 cd/klm
UTE: 0,81B + 0,19T
CIE: 74 88 94 81 100



Custom-made possibilities P. 307





SETI SPOT 900

W	lm Output	Color ext.	Color int.	Ref.
2	80	■	■	103.41.12.4
2	107	■	□	103.41.12.2
4	160	■	■	103.41.13.4
4	214	■	□	103.41.13.2

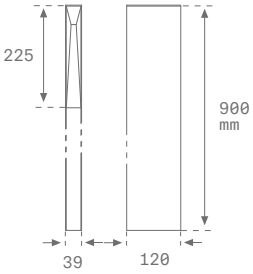

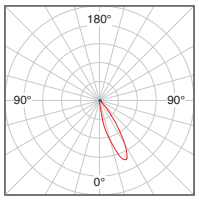

10341122
η = 100%
Imax = 5112 cd/klm
UTE: 0,81B + 0,19T
CIE: 74 88 94 81 100



Custom-made possibilities P. 307





SETI SPOT 1200

W	lm Output	Color ext.	Color int.	Ref.
2	80	■	■	103.41.14.4
2	107	■	□	103.41.14.2
4	160	■	■	103.41.15.4
4	214	■	□	103.41.15.2

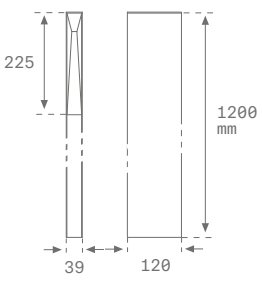

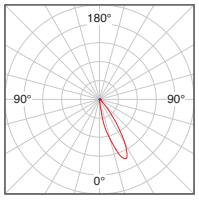

10341142
η = 100%
Imax = 5112 cd/klm
UTE: 0,81B + 0,19T
CIE: 74 88 94 81 100



Custom-made possibilities P. 307







Hotel Sol Don Pedro, Málaga (Spain)

B-Side

“Disruptive technologies in product design”

Design by
Lamp

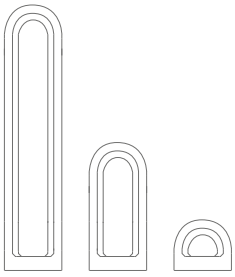

A concept based on the idea that the object itself can collect the light that it generates, enhancing the product’s character as an ambient element. The LED light allows for a lightweight design which is adapted for function, contributing to its aesthetic and functional value.



B-Side LED



LED: 93 lm - 171 lm
4000 K

- Anthracite
- Texturised Grey



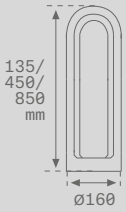

B-Side LED 360°



LED: 451 lm - 858 lm
4000 K

- Anthracite
- Texturised Grey



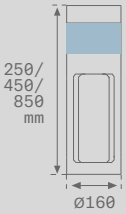









B-Side LED is a family of bollards designed to light public and private areas which, thanks to its self-illumination, can act as signalling mark and a space-structuring element.

It is specifically designed for LED light sources, enabling low power consumption and minimal maintenance. There are 3 versions according to the height of the bollard, all with IP65 and IK10, making this family an anti-vandal solution for lighting public parks and urban areas. The smallest model can also be installed as an outdoor wall mounted luminaire.

Custom-made possibilities

- K 3000 K
- Lenghts
- INOX C5-M Adaptation for Marine Environments
- Finishes

CE | IP 65 | IK 10 | CLASE I | AI | PC DIFUSER | 850° | LED 4000 K



B-SIDE LED 135

W	lm Output	Color	Ref.	Color	Ref.
2,4	115	■	58.41.25.4	□	58.41.25.3

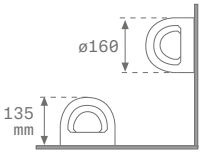

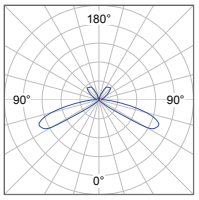

5841253
η = 4%
lmax = 34 cd/klm
UTE: 0,01T
CIE: 1 25 85 70 4



Custom-made possibilities P. 315

K | L | INOX C5-M





B-SIDE LED 450

W	lm Output	Color	Ref.	Color	Ref.
2,4	93	■	58.41.16.4	□	58.41.16.3
4,8	130	■	58.41.17.4	□	58.41.17.3

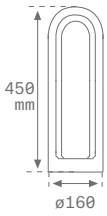

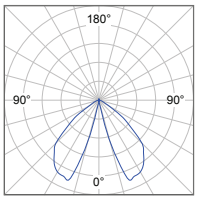

5841163
η = 24%
lmax = 224 cd/klm
UTE: 0,24C + 0,00T
CIE: 60 95 99 99 24



Custom-made possibilities P. 315

K | L | INOX C5-M





B-SIDE LED 850

W	lm Output	Color	Ref.	Color	Ref.
2,4	93	■	58.41.06.4	□	58.41.06.3
4,8	171	■	58.41.07.4	□	58.41.07.3

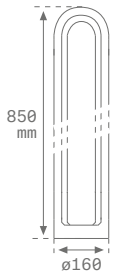

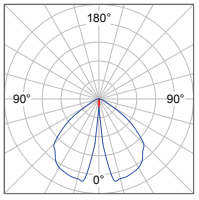

5841063
η = 28%
lmax = 221 cd/klm
UTE: 0,28C + 0,00T
CIE: 60 93 99 99 28



Custom-made possibilities P. 315

K | L | INOX C5-M



CE | IP 65 | IK 06 | CLASE I | AI | GLASS | 960º | LED 4000 K



B-SIDE 360º LED 250

W	lm Output	Color	Ref.	Color	Ref.
8	451	■	58.41.34.4	□	58.41.34.3

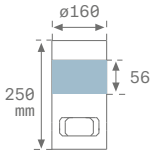

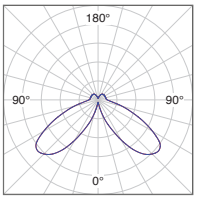

5841343
η = 100%
Imax = 251 cd/klm
UTE: 0,86l + 0,15T
CIE: 24 67 92 86 100



Custom-made possibilities P. 315

K | L | INOX C5-M



B-SIDE 360º LED 450

W	lm Output	Color	Ref.	Color	Ref.
8	451	■	58.41.32.4	□	58.41.32.3
17	858	■	58.41.33.4	□	58.41.33.3

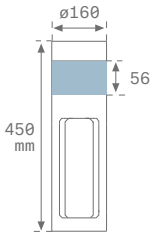

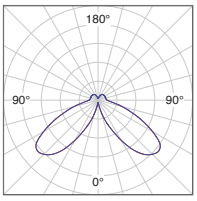

5841323
η = 100%
Imax = 251 cd/klm
UTE: 0,86l + 0,15T
CIE: 24 67 92 86 100



Custom-made possibilities P. 315

K | L | INOX C5-M



B-SIDE 360º LED 850

W	lm Output	Color	Ref.	Color	Ref.
8	451	■	58.41.30.4	□	58.41.30.3
17	858	■	58.41.31.4	□	58.41.31.3

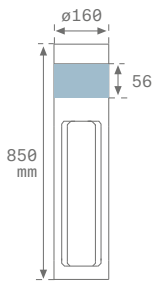

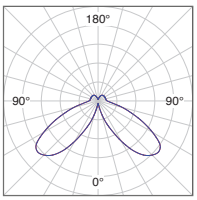

5841323
η = 100%
Imax = 251 cd/klm
UTE: 0,86l + 0,15T
CIE: 24 67 92 86 100



Custom-made possibilities P. 315

K | L | INOX C5-M

Accessories



180º directional shade

Ref.	Color	a
58.00.71.3	■	56

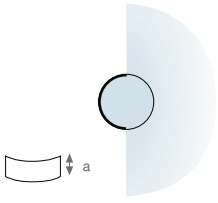

Mikado

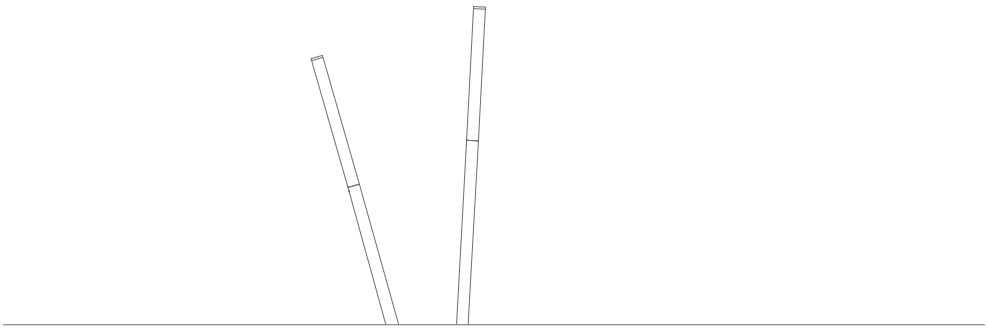

Mikado is an outdoor luminaire designed for decorative and signposting applications.

This luminaire has a high customization potential. It allows creating countless patterns on the ground and making luminous compositions.
Body manufactured in customized colour galvanized steel and aluminum.
Passive dissipation through the body for a proper thermal management.
Models for HI-POWER LED, customized white colour temperature and control gear included. With opal diffuser with customized length. IP65, IK06 protection rating and insulation class II.
With registrable cover. Length and inclination's product are able to be customized.

CE | IP65 BODY | IP44 Connect. Box | IK 06 | AI | PMMA DIFUSER | 650º | LED



MIKADO

W	Color	Ref.
9,5	■	99.00.90.0

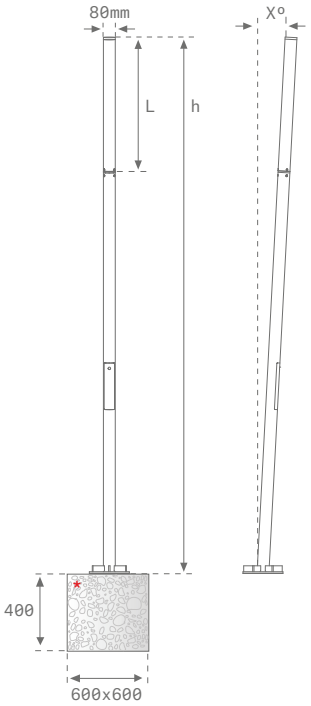

To customize

Xº(max.)	L	h(max.)
10º	0.5/1m	4m

K	Color
3000 - 4000	RAL



MIKADO 6 anchorage bolts

Ref.	M	L(mm)
99.00.91.3	12	500



Fixation pattern for anchoring pole

Ref.
99.00.92.3

* Self-supporting foundation block calculated for winds less than or equal to 29 m/s


La MAQUINISTA



La Maquinista, Barcelona (Spain)

Lup

“Lighting designed to enhance the environment”

Design by
Diba Studio



Taking ambient light beyond, Lup Wall Light has been conceived to maximise the light distribution and functionality of this luminaire, combining those elements with a neat formal design. By studying the needs of multiple projects we have developed a lighting concept that meets the requirement to provide good passage lighting with perimeter illumination.



Lup ø70



LED: 752 lm - 1031 lm
3000 / 4000 K

■ Texturised Black

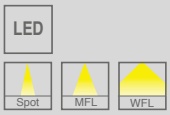

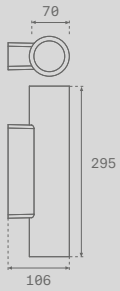

Lup ø110



LED: 1313 lm - 2913 lm
4000 K

■ Texturised Black

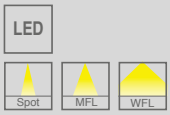

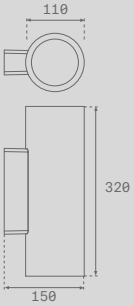





LUP is a wall mounted family for outdoor in two different versions depending dimensions and application.

LUP it is designed considering details and the integration with the wall, and it is manufactured in black textured finishing.
With two luminous solutions, one with direct and indirect radiation to generate effects on the wall with Spot, Medium Flood and Wide Flood optics. And anotherone with direct ratiations and asymmetrical optic to illuminate the horizontal plane homogeneously.
With COB LED nad HI-POWER LED for Spot models, with warm white and neutral white color temperature for the smaller format, and neutral white color temperature for the biggest model.
With IP 65 protection rating.

Custom-made possibilities

Other Distributions
ASYM + FL/WFL

ARQUITECTURAL

HOSPITALITY





Direct - Indirect light SP / MFL / WFL



Direct light ASYMMETRIC



IP 65 | CLASE I | AI | IK 06 | 960° | LED

LUP: **LW1** NEW

DIAMETER **70** 1000 lm



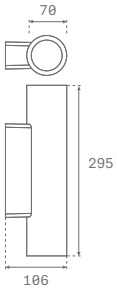

DIAMETER **110** 3000 lm



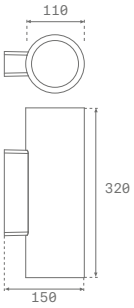

New Coding System

Family	Diameter	Optic	Lm LED	Optic	K	Gears	Finishes
Lup **LW1** Wall Mounted	ø70mm **70**	Direct **DR**	1000lm **10**	Asymmetric **AS**	3000 **30** 4000 **40**	On/Off **N**	Black **B**
	ø100mm **110**	Direct **DR**	3000lm **30**	Asymmetric **AS**	4000 **40**	On/Off **N**	Black **B**
Example: **LW1**	**70**	**DR**	**10**	**AS**	**30**	**N**	**B** = **LW1 70 DR 10 AS 30 N B**

Family	Diameter	Optic	Lm LED	Optic	K	Gears	Finishes
Lup **LW1** Wall Mounted	ø70mm **70**	Dir.-Ind. **DI**	500+500lm **10**	SP **SP** MFL **MF** WFL **WF**	3000 **30** 4000 **40**	On/Off **N**	Black **B**
	ø100mm **110**	Dir.-Ind. **DI**	2000+2000lm **40**	SP **SP** MFL **MF** WFL **WF**	4000 **40**	On/Off **N**	Black **B**
Example: **LW1**	**70**	**DI**	**10**	**SP**	**30**	**N**	**B** = **LW1 70 DI 10 SP 30 N B**

Custom-made possibilities P. 325

Technical Characteristics

Optics

AS

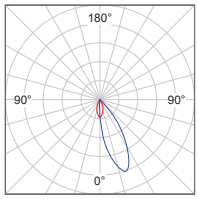

η = 100%
Imax = 3230 cd/klm
UTE: 1,00A
CIE: 95 100 100 100 100

SP

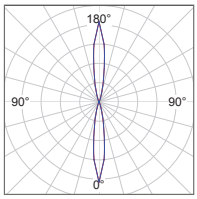

η = 100%
Imax = 4162 cd/klm
UTE: 0,50T
CIE: 100 100 100 50 100

MF

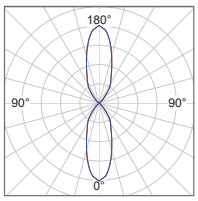

η = 100%
Imax = 806 cd/klm
UTE: 0,50A + 0,50T
CIE: 92 100 100 50 100

WF

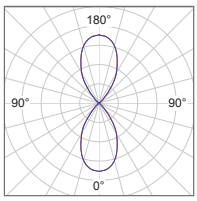

η = 100%
Imax = 530 cd/klm
UTE: 0,50A + 0,50T
CIE: 91 99 100 50 100

Light output and power

LUP Ø D70			1000lm		500+500lm	
			W	lm Output	W	lm Output
DIR	ASYM	3000K	9	709		
		4000K	9	752		
DIR-INDIR	SP	3000K			12	863
		4000K			12	928
	MFL	3000K			8	1011
		4000K			8	1072
	WFL	3000K			8	1031
		4000K			8	1093

LUP Ø D110			1000lm		500+500lm	
			W	lm Output	W	lm Output
DIR	ASYM	4000K	23	1313		
DIR-INDIR	SP	4000K			33	2407
	MFL	4000K			27	2886
	WFL	4000K			27	2930

Iron

“An honest functional design”

Design by
Diba Studio

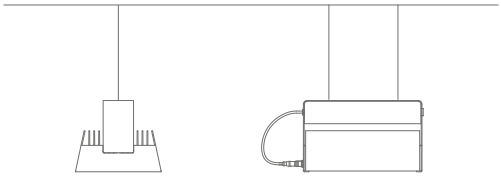

The aluminium extrusion production process provides a solution to the new concept of outdoor downlights for great heights. A rational design centred around a multifunctional body allows us to configure this product with excellent lighting performance.



Iron 10000-15000



LED: 9053 - 13606 lm
4000 K

- Electro Coating + Inox

LED

General

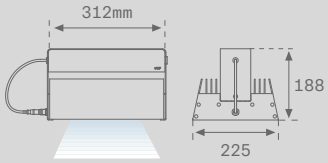

Iron 25000



LED: 23038 lm
4000 K

- Electro Coating + Inox

LED

General

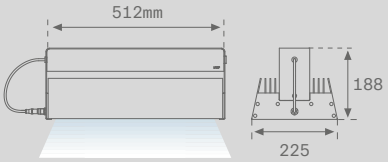







Iron is an industrial luminaire range, designed for general lighting coming from high ceilings, for example pavilions, gymnasiums, or industrial units.

It consists of 3 luminous levels, and their main characteristics are its modularity and high efficacy.
Body manufactured in matt black anodized extruded aluminium. With serigraphed tempered glass. Passive dissipation through the body for a proper thermal management.
Models for MID-POWER LED, neutral white color temperature and control gear included.
With high technical plastic reflectors with a high reflection index, symmetric or asymmetric distribution.
IP65, IK09 protection class and insulation class I.

Custom-made possibilities

DALI Dimmable DALI

K 3000 K

Finishes

INOX 316 INOX for Marine Environments



IRON 10000-15000

W	Im Output	Color	Ref.
80	9053	■	94.41.40.2
113	13606	■	94.41.41.2

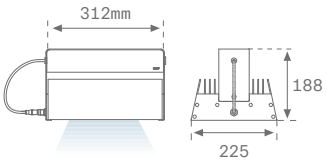

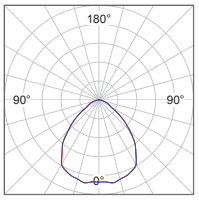

9441402
η = 100%
Imax = 451 cd/klm
UTE: 1,00C + 0,00T
CIE: 62 91 99 100 100



Custom-made possibilities P. 333

DALI K INOX 316



IRON 25000

W	Im Output	Color	Ref.
189	23038	■	94.41.42.2

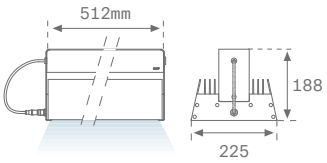

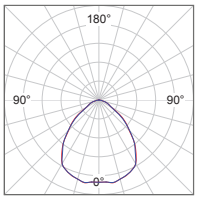

9441422
η = 100%
Imax = 449 cd/klm
UTE: 1,00C + 0,00T
CIE: 61 90 99 100 100



Custom-made possibilities P. 333

DALI K INOX 316

Accessories



Height-adjustable steel cable
1 unit. / ref.
Se necesitan 2 unit. / lum.

Ref.	Color	mm
96.01.31.3	◪	1000
96.01.34.3	◪	4000

Accessory not viable for outdoor



Hospital la Florida, Santiago de Chile (Chile)

Lup Downlight

“Lighting designed to enhance the environment”

Design by
Diba Studio

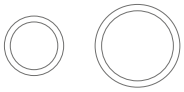

Under the same formal language, Lup Downlight provides a solution for both accent and general lighting in outdoor areas, thanks to the optimisation of its design, which seeks to blend in with its surroundings and provide greater lighting versatility.



Lup Downlight ø110



LED: 667 lm - 1120 lm
3000 / 4000 K

■ Texturised Black



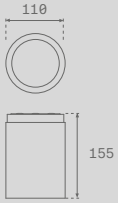

Lup Downlight ø162



LED: 603 lm - 927 lm
4000 K

■ Texturised Black



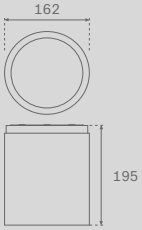





LUP is a downlights family for outdoor in two different versions depending dimensions and application.

LUP it is designed considering details ant the integration with the cealing, and it is manufactured in textured black finishing.
With COB LED with warm white and neutral white color temperature for the smaller format, and neutral white color temperature for the biggest model. And Flood and Wide Flood optics.
With IP 65 protection rating.

IP 65 | CLASE I | AI | IK 06 | 960° | LED

LUP DOWNLIGHT: **LS1** NEW

DIAMETER **110**



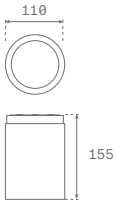

DIAMETER **162**



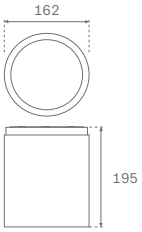

New Coding System

Family	Diameter	Lm LED	Optic	K	Gears	Finishes
Lup **LS1** Downlight Surface	ø110mm **110**	500lm **05** 1000lm **10**	FL **FL** WFL **WF**	3000 **30** 4000 **40**	On/Off **N**	Black **B**
	ø162mm **162**	3000lm **30** 4000lm **40**	FL **FL** WFL **WF**	4000 **40**	On/Off **N**	Black **B**
Example: **LS1**	**110**	**05**	**FL**	**30**	**N**	**B** = LS1 110 05 FL 30 N B

Technical Characteristics

Optics

FL

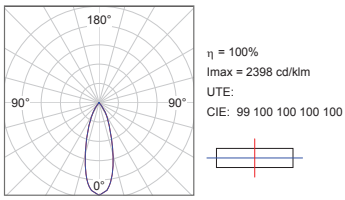

η = 100%
Imax = 2398 cd/klm
UTE:
CIE: 99 100 100 100 100

WFL

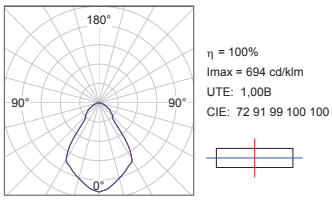

η = 100%
Imax = 694 cd/klm
UTE: 1,00B
CIE: 72 91 99 100 100

Light output and power

LUP øD110		500lm		1000lm	
		W	lm Output	W	lm Output
FL	3000K	5	640	8	1027
	4000K	5	667	8	1070
WFL	3000K	5	665	8	1075
	4000K	5	693	8	1120

LUP øD162		CRI	3000lm		4000lm	
			W	lm Output	W	lm Output
FL	4000K	80	23	2305	30	3039
WFL	4000K	80	23	2551	30	3321

Trace 65

“Light reveals shape”

Design by
artec3 Studio



Searching for a way in which to illuminate spaces without the light source being visible, and taking inspiration from the light created by the moon during a solar eclipse, a new luminaire was created which reveals itself when it is turned on, creating a soft, diffused light that seems to come from within a line.



P.184 P.342

Trace 65 100



LED: 68 lm
3000 K

■ Black



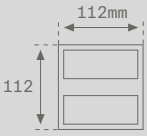

Trace 65 200



LED: 92 lm
3000 K

■ Black



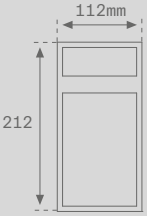

Trace 65 200



LED: 94 lm
3000 K

■ Black



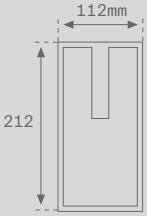

Trace 65 200



LED: 156 lm
3000 K

■ Black



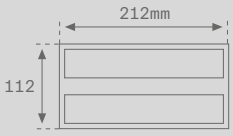





The range of wall recessed luminaires Trace, is fully integrated, giving prominence to the space to be lit.

This range of luminaires is very suitable for flooding walkways, stairs or rooms that require comfortable lighting. The variety of designs makes it possible to create countless different patterns on the wall. The family consists of an indoor model with IP40 and an outdoor model with IP65.
Trace 65 consists of four versions, of two different dimensions, which allow making luminous compositions on the wall. Made in injected aluminium with matt black serigraphed tempered glass, for LED technology with warm white colour temperature and control gear included.
With texturized white lacquered aluminium symmetric or asymmetric reflector and luminous support fixed at 90º respect the ground to generate an indirect and comforting lighting.
To mount is necessary the recessing box as an accessory.

Custom-made possibilities

K 4000 K

Finised in Serigraphy
Custom-made in Serigraphy

INOX C5-M Adaptation for Marine Environments

CE | IP 65 | IK 07 | CLASE I | GLASS | 107 x 112 x 135 | LED 3000 K



TRACE IP65 100

W	Ref.	Color	Kg	Im Output
1	56.41.50.2	■	0,5	68

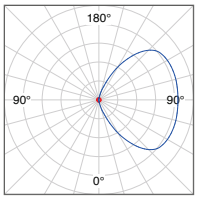

5641502
η = 100%
Imax = 337 cd/klm
UTE: 0,50T
CIE: 12 39 70 50 100



Custom-made possibilities P. 345

K | INOX C5-M

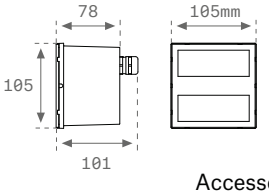

Accessories



TRACE 65 100 recessing box

Ref.	Color
56.00.72.3	◪

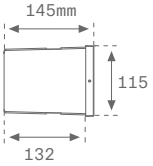

* Required accessory

CE | IP 65 | IK 07 | CLASE I | GLASS | LED 3000 K



TRACE 65 200

W	lm Output	Color	Ref.	
1	92	■	56.41.51.2	107 x 212 x 135

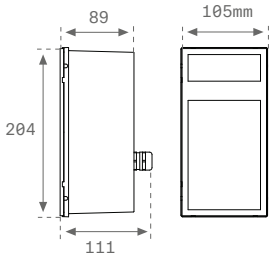

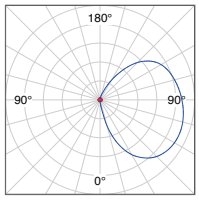

5641512
η = 100%
Imax = 365 cd/klm
UTE: 0,57J + 0,43T
CIE: 17 44 73 57 100



Custom-made possibilities P. 345

K | INOX C5-M



TRACE 65 200

W	lm Output	Color	Ref.	
1	94	■	56.41.52.2	107 x 212 x 135

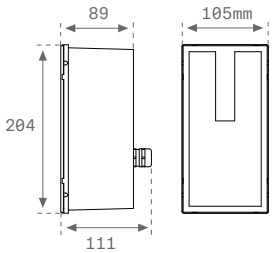

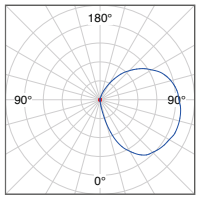

5641522
η = 100%
Imax = 357 cd/klm
UTE: 0,42T
CIE: 16 43 72 58 100



Custom-made possibilities P. 345

K | INOX C5-M



TRACE 65 200

W	lm Output	Color	Ref.	
3	156	■	56.41.53.2	107 x 212 x 135

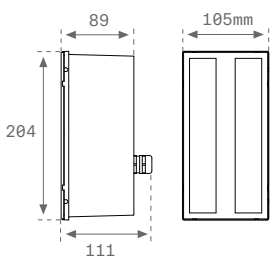

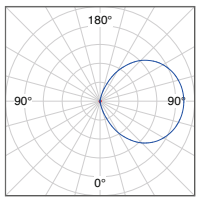

5641532
η = 100%
Imax = 354 cd/klm
UTE: 0,50T
CIE: 11 36 67 50 100



Custom-made possibilities P. 345

K | INOX C5-M



TRACE 65 200 recessing box

Ref.	Color
56.00.73.3	◪

* Required accessory

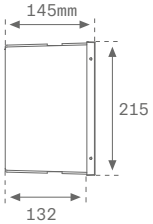

Urban 65

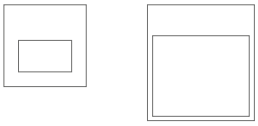

The Urban family consists of recessed outdoor wall floodlights available in 2 sizes.

Its asymmetric optics prevent glare and provide great visual comfort.
The Mini Urban 65 model has smaller dimensions and is available for LED light sources.
The Urban 65 has a larger size and is available for LED light sources.
Both versions are highly weather resistant thanks to their IP65 protection rating.
Their sober and neutral design makes the luminaire itself unobtrusive and makes it ideal for any kind of installation in indoor and outdoor walkways.

CE | IP 65 | IK 08 | CLASE I | AI | GLASS | 960º | 106 x 106 | LED



MINI URBAN 65

W	K	lm Output	Color	Ref.
4,8	2700	47	☐	98.01.05.3
4,8	4000	47	☐	98.01.04.3

Recessing box included

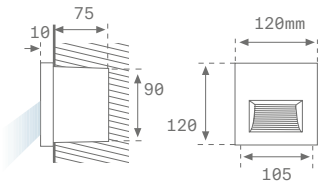

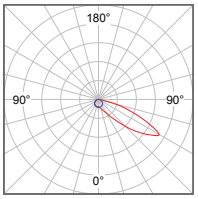

9801043
η = 100%
Imax = 1111 cd/klm
UTE: 1,00I
CIE: 23 64 96 100 100

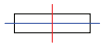

CE | IP 65 | IK 08 | CLASE I | AI | GLASS | 960º | 247 x 273 | LED



URBAN 65

W	K	lm Output	Color	Ref.
7	3000	323	☐	98.41.09.3
7	4000	340	☐	98.40.09.3

Recessing box included

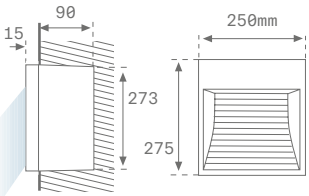

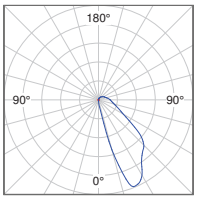

9841093
η = 100%
Imax = 983 cd/klm
UTE: 0,87E + 0,13T
CIE: 43 77 92 87 100



Gap

“Small depth at the service of the installation”

Design by
Diba Studio & Lamp

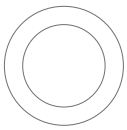

A project with an empirical design based on the study of spaces, minimising the height of the recessed light, and guaranteeing that watertightness does not depend on its installation, gave us the final model for this product.



Gap LED G2



LED: 1081 lm - 2944 lm
3000 K / 4000 K / RGBW

☐ AISI 304 Stainless Steel



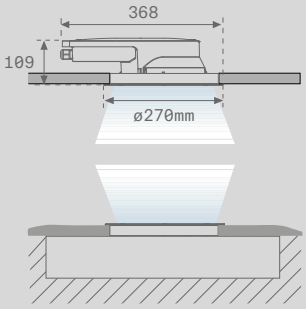


GAP: Spot - Medium Flood



The Gap family of outdoor uplights-downlights is characterized by its low height, enabling it to be recessed in floors, ceilings or low walls.

Depending on the installation surface, it must be installed with recessed box for concrete or with ring for suspended ceilings.
All are orientable and tilting models for LED, with a protection rating of IP67 and IK10, available in insulation class I.
The LED models are available for 5 or 10 LED in warm white, neutral, and with Spot Medium Flood or WF optics. Thanks to its technical features, variety of models, optics and accessories, it fits perfectly in both indoor and outdoor areas and is ideal for both general and spot lighting of walls, arches, porches, monuments, roundabouts, squares, parks, etc.

Custom-made possibilities

- Dimmable DALI
- Other Distributions
- INOX for Marine Environments
- Opal

CE | IP 67 | IK 10 | CLASE I | AI | GLASS | INOX AISI 304 | 960° | máx 1000 Kg | 0,5m H07RN-F (3x1'5) | 90° | 30° | LED

GAP LED G2: **GA2**



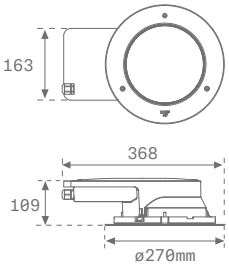

New Coding System

Family	Lm LED	Optics	CRI	K	Gears	Finishes
Gap G2 **GA2**	1400lm **15**	SP **SP**	80 **8**	3000 **30**	On/Off **N**	Inox **I**
	2800lm **30**	MFL **MF**		4000 **40**		
	3600lm **35**	WFL **WF**				
Example: **GA2**	**15**	**SP**	**8**	**30**	**N**	**I** = **GA2 15 SP 8 30 N I**

Custom-made possibilities P. 353

DALI | INOX 316 | OPAL

Recessed



Recessed ceiling ring and decorative frame

Ref.
GARERIRDM

Máx.30mm | ø 248



Concrete recessing box

Ref.
GAREBOB

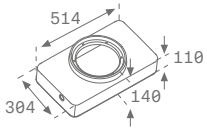

For asymmetric model install the box parallel to the wall

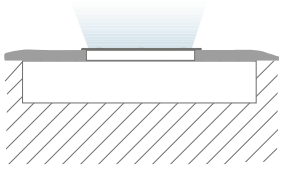

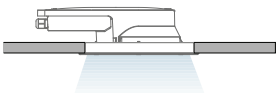

Technical Characteristics

Optics

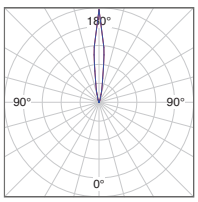

η = 99%
Imax = 12243 cd/klm
UTE: 0,99T
CIE: 1763 100 100 0 99

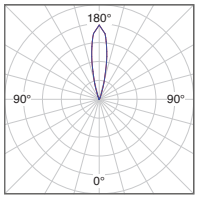

η = 100%
Imax = 5888 cd/klm
UTE: 1,00T
CIE: 0 0 0 0 100

Light output and power

		1400lm		2800lm		3600lm	
		W	lm Output	W	lm Output	W	lm Output
SP	3000	10	1130	20	2171	30	2944
	4000	10	1130	20	2171	30	2944
MFL	3000	10	1081	20	2113	30	2851
	4000	10	1081	20	2113	30	2851
WFL	3000	10	1092	20	2124	30	2877
	4000	10	1092	20	2124	30	2877

For saline ambients INOX 316 is recommended



Biblioteca de Segovia (Spain)

Xtrema



Xtrema is a series of outdoor recessed luminaires designed for LED light source.

There are 3 versions according to size and the type of LED used, all of them with an IP67 protection rating.
Xtrema 45 and 80 use projection LED, with warm or neutral white colour temperature. Xtrema 45 has Wide Flood optics, while Xtrema 80 has Medium or Wide Flood optics.
Xtrema Sign, however, uses cold white signalling LED and includes the recessing box.
Its design and features make Xtrema an ideal family for lighting and signalling stairs, corridors, decks, gardens, and pedestrian or residential areas.

Xtrema Sign



LED:

☐ AISI 304 Stainless Steel

LED

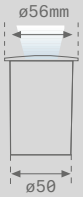

Xtrema 45



LED: 73 lm - 84 lm
3000 / 4000 K

☐ AISI 304 Stainless Steel

LED

WFL

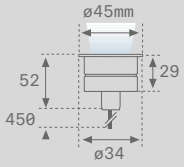

Xtrema 80



LED: 147 lm - 471 lm
3000 / 4000 K

☐ AISI 304 Stainless Steel

LED

MFL VWFL

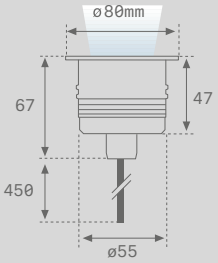

98.01.40.5



98.02.05.3



98.02.06.3



Custom-made possibilities

INOX 316 INOX for Marine Environments

IP 67 · IK 09 · INOX AISI 304 · OPAL GLASS · 960° · LED SIGN



XTREMA SIGN

W	K	Color	Ref.	Luz
0,5	Cool	◩	98.01.40.0	○

24V

(pag. 246)

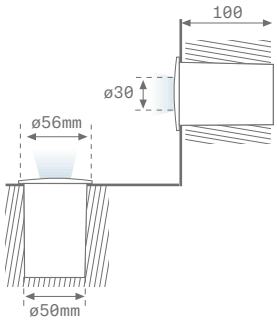

For marine ambients INOX 316 is recommended

Recessing box included

IP 67 · IK 06 · INOX AISI 303 · PMMA DIFUSER · 960° · Wide Flood · LED



XTREMA 45

△	W	K	lm Output	Color	Ref.	Luz
77°	2,2	3000	73	◩	98.02.06.3	○
77°	2,2	4000	84	◩	98.02.05.3	○

700 mA

ref.: 9247940
(03-07 unit.)

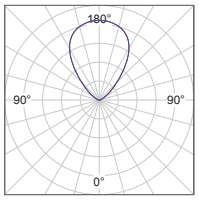

9802053
η = 100%
Imax = 632 cd/klm
UTE: 1,00T
CIE: 296 100 100 0 100



Custom-made possibilities P. 357

INOX 316

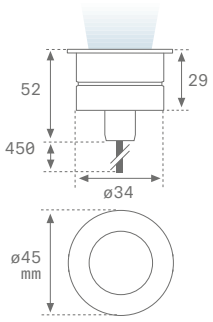



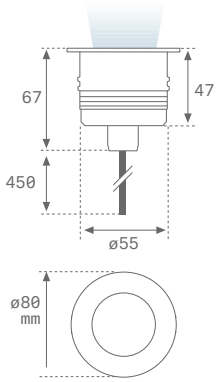

XTREMA 80

△	W	K	lm Output	Color	Ref.
29º	6,1	3000	407		98.06.18.3
29º	6,1	4000	471		98.06.17.3
77º	6,1	3000	268		98.06.16.3
77º	6,1	4000	273		98.06.15.3

350 mA
ref.: 9247870

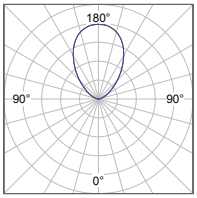

9806153
η = 100%
Imax = 593 cd/klm
UTE: 1,00T
CIE: 408 100 100 0 100

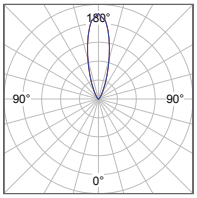

9806173
η = 100%
Imax = 2707 cd/klm
UTE: 1,00T
CIE: 243 100 100 0 100

Custom-made possibilities P. 357

INOX 316

Accessories



XTREMA 45 recessing box

Ref.	L mm
98.00.99.3	80



IP68 3 poles connector

Ref.	Color	ømm
96.00.17.0		8-10
96.00.18.0		6,5-12



XTREMA 80 recessing box

Ref.	L mm
98.00.97.3	85



IP67 4 poles connector

Ref.
96.01.04.0

Bazz

“Uniform lines of light”

Design by
Lamp

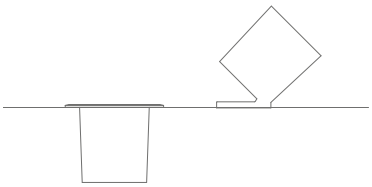

Bazz is born from the need to provide uniform lighting and facilitate the installation of outdoor linear applications. It is a product with technical character and a broad range of options that provide concrete solutions to a wide variety of architectural applications.



Bazz symmetric

1  2 

1 LED: 756 lm - 7871 lm
3000 / 4000 K / RGBW
2 LED: 742 lm - 7730 lm
3000 / 4000 K / RGBW

1 ◩ AISI 304 Stainless Steel

2 ■ Black

LED
Symmetric

1 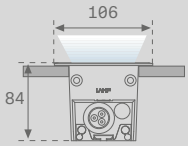

2 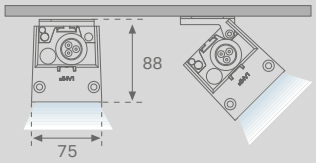

Bazz asymmetric

1  2 

1 LED: 706 lm - 7747 lm
3000 / 4000 K / RGBW
2 LED: 693 lm - 7221 lm
3000 / 4000 K / RGBW

1 ◩ AISI 304 Stainless Steel

2 ■ Black

LED
Asim.

1 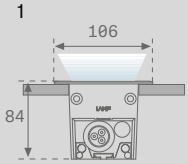

2 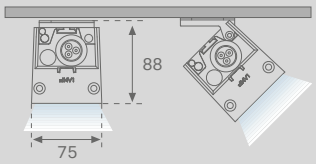

Bazz wallwasher

1  2 

1 LED: 2491 lm - 5144 lm
3000 / 4000 K
2 LED: 2446 lm - 5052 lm
3000 / 4000 K

1 ◩ AISI 304 Stainless Steel

2 ■ Black

LED
Wallwas.

1 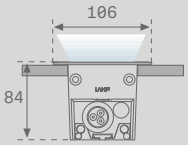

2 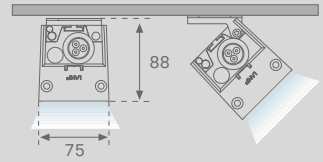

Bazz opal

1  2 

1 LED: 1511 lm - 3221 lm
3000 / 4000 K
2 LED: 1484 lm - 3163 lm
3000 / 4000 K

1 ◩ AISI 304 Stainless Steel

2 ■ Black

LED
Opal

1 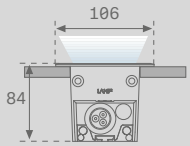

2 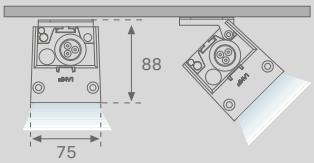





Bazz is an outdoor modular system family, designed both for wall washer applications, general lighting and asymmetric.

Models are conceived for a meters selling concept. It consists of two dimensions, two luminous flux levels, and thanks to its design it allows to make continuous lines with a uniform light distribution.
Body manufactured in matt anodized extruded aluminum. AISI 304 stainless steel frame for recessed model and serigraphed tempered glass.
Covers manufactured in injection aluminum allow swiveling of the luminaire. Passive dissipation through the body for a proper thermal management.
Models for MID-POWER LED, warm, neutral or RGBW color temperature and control gear included. With high technical plastic reflectors with a high reflection index, symmetric or asymmetric distribution.
IP67, IK07, IK10 protection rating, and insulation class I.
Easy installation due to quick waterproof connectors housed in the end cover.

Custom-made possibilities

- Dimmable DALI
- Lenghts (max. 2m)
- INOX for Marine Environments
- Finishes

CE | IP 67 | IK 07 | CLASE I | AI | GLASS | 960° | INOX AISI 304 | Anod. | LED



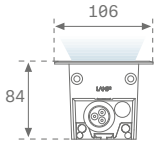

BAZZ symmetric



Lmm	W	K	Im Output	Color	Ref.
1043	19	3000	2047	☐	102.41.00.2
1043	19	4000	2149	☐	102.41.01.2
1043	37	3000	4024	☐	102.41.02.2
1043	37	4000	4225	☐	102.41.03.2
1043	26	RGBW	756	☐	102.41.04.2
2036	38	3000	4094	☐	102.41.05.2
2036	38	4000	4299	☐	102.41.06.2
2036	75	3000	8048	☐	102.41.07.2
2036	75	4000	8450	☐	102.41.08.2
2036	50	RGBW	1551	☐	102.41.09.2

DMX RDM

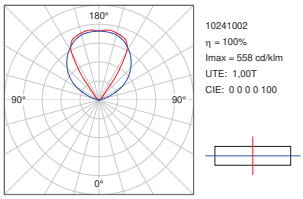

Custom-made possibilities P. 363

DALI | L | INOX C5-M/316



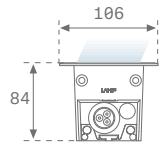

BAZZ asymmetric



Lmm	W	K	Im Output	Color	Ref.
1043	19	3000	1981	☐	102.41.10.2
1043	19	4000	2080	☐	102.41.11.2
1043	37	3000	3883	☐	102.41.12.2
1043	37	4000	4077	☐	102.41.13.2
1043	26	RGBW	706	☐	102.41.14.2
2036	38	3000	3962	☐	102.41.15.2
2036	38	4000	4160	☐	102.41.16.2
2036	75	3000	7766	☐	102.41.17.2
2036	75	4000	8154	☐	102.41.18.2
2036	50	RGBW	1412	☐	102.41.19.2

DMX RDM

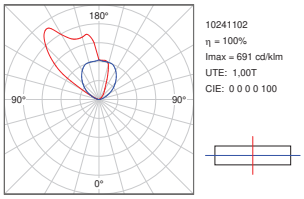

Custom-made possibilities P. 363

DALI | L | INOX C5-M/316

CE | IP 67 | IK 07 | CLASE I | AI | GLASS | 960º | INOX AISI 304 | Anod. | LED



BAZZ wallwasher

Lmm	W	K	lm Output	Color	Ref.
1043	37	3000	2572		102.41.60.2
1043	37	4000	2701		102.41.61.2
2036	75	3000	5144		102.41.62.2
2036	75	4000	5401		102.41.63.2



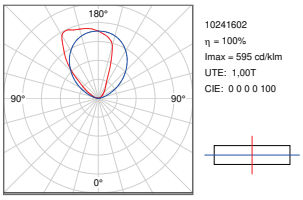

Custom-made possibilities P. 363

DALI | L | INOX C5-M/316

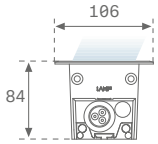



BAZZ opal

Lmm	W	K	lm Output	Color	Ref.
1043	31	3000	1528		102.41.20.2
1043	31	4000	1604		102.41.21.2
2036	63	3000	3056		102.41.23.2
2036	63	4000	3209		102.41.24.2



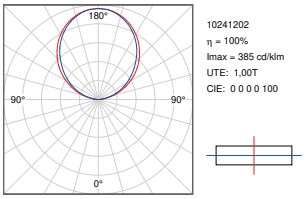

Custom-made possibilities P. 363

DALI | L | INOX C5-M/316

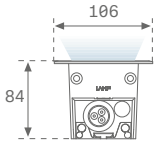

Recessed accessories



BAZZ recessing box

L mm	Ref.
1035	102.00.91.3
2028	102.00.92.3

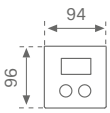

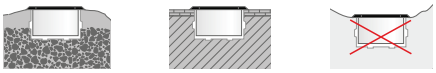

Avoid its placing in ground depression

Mandatory drainage



IP68 3 poles connector

Ref.	Color	ømm
96.00.17.0		8-10
96.00.18.0		6,5-12



DMX external controller

Ref.
96.45.03.0



USB-DMX/RDM control pack

Ref.
96.40.79.0

For marine ambients INOX 316 is recommended



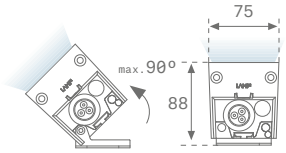

BAZZ AIR symmetric

Lmm	W	K	lm Output	Color	Ref.
1008	19	3000	2010	■	102.41.30.2
1008	19	4000	2111	■	102.41.31.2
1008	37	3000	3952	■	102.41.32.2
1008	37	4000	4149	■	102.41.33.2
1008	26	RGBW	742	■	102.41.34.2
2001	38	3000	4020	■	102.41.35.2
2001	38	4000	4221	■	102.41.36.2
2001	75	3000	7903	■	102.41.37.2
2001	75	4000	8289	■	102.41.38.2
2001	50	RGBW	1484	■	102.41.39.2



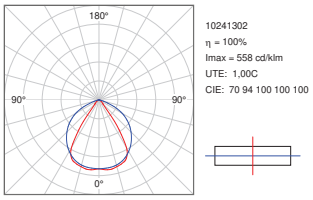

Custom-made possibilities P. 363





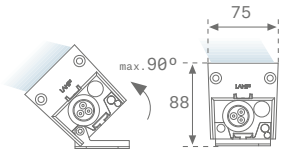

BAZZ AIR asymmetric

Lmm	W	K	lm Output	Color	Ref.
1008	19	3000	1945	■	102.41.40.2
1008	19	4000	2043	■	102.41.41.2
1008	37	3000	3813	■	102.41.42.2
1008	37	4000	4004	■	102.41.43.2
1008	26	RGBW	693	■	102.41.44.2
2001	38	3000	3891	■	102.41.45.2
2001	38	4000	4089	■	102.41.46.2
2001	75	3000	7626	■	102.41.47.2
2001	75	4000	8008	■	102.41.48.2
2001	50	RGBW	1386	■	102.41.49.2



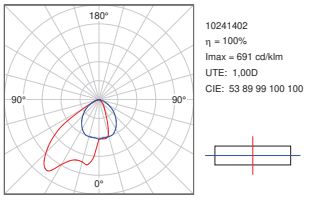

Custom-made possibilities P. 363



CE | IP 67 | IK 10 | CLASE I | AI | PC DIFUSER | 850º | 90º | Anod. | LED



BAZZ AIR wallwasher

Lmm	W	K	lm Output	Color	Ref.
1008	40	3000	2526	■	102.41.70.2
1008	40	4000	2652	■	102.41.71.2
2001	77	3000	5051	■	102.41.72.2
2001	77	4000	5304	■	102.41.73.2



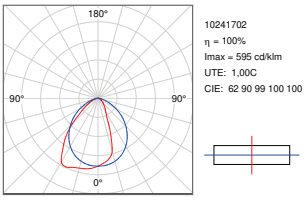

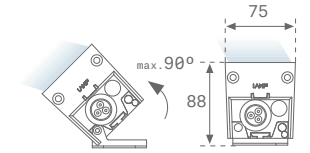

Custom-made possibilities P. 363

DALI | L | INOX C5-M/316



BAZZ AIR opal

Lmm	W	K	lm Output	Color	Ref.
1008	31	3000	1490	■	102.41.50.2
1008	31	4000	1565	■	102.41.51.2
2001	63	3000	2980	■	102.41.53.2
2001	63	4000	3129	■	102.41.54.2



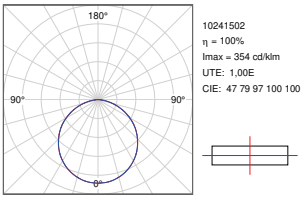

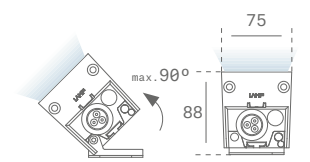

Custom-made possibilities P. 363

DALI | L | INOX C5-M/316

Surface accessories



Continous line joint

Ref.
102.00.90.3



Height-adjustable steel cable
1 unit. / ref.
Se necesitan 2 unit. / lum.

Ref.	Color	mm
96.01.31.3	◪	1000
96.01.34.3	◪	4000



BAZZ aluminium clamps for
Ø 120-130mm pole

Ref.	Color	Kg	
96.07.47.3	▨	1,65	1Bazz
96.07.48.3	▨	2,20	2Bazz



Adjustable and extensibe wall bracket
2 unit. / ref.

Ref.
96.00.05.3

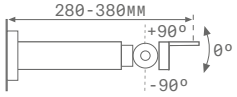



USB-DMX/RDM control pack

Ref.
96.40.79.0



DMX external controller

Ref.
96.45.03.0



Edificio Manuel de Falla 7, Madrid (Spain)



Cruzar el Bosque, Errenteria (Spain)

Bauline

“The linear spotlight”

Design by
Lamp

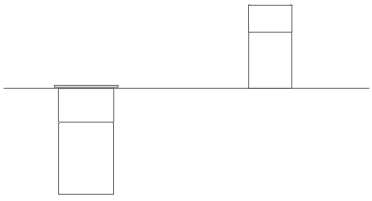

It is a product characterised by its small size and versatile application. It can be used for side-lighting applications to emphasise a surface, to highlight textures, or to define spaces.



Bauline G3



LED: 2150 lm - 4480 lm
3000 / 4000 K

Anodized Matt Silver



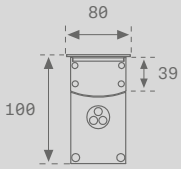

Bauline G3 Air



LED: 2215 lm - 4429 lm
3000 / 4000 K

Anodized Matt Silver



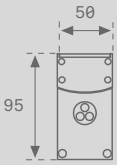



Bauline is a family of outdoor structure luminaires that is especially designed for LED, with warm or neutral white colour temperature.

It is available in a surface-mounted version of IK10 and in a recessed version of IK09, both with IP67 protection rating, in two models of luminous flux and with Spot or Medium Flood optics. Made in silver anodized aluminium with anticorrosion electro coating treatment.
The recessed version has an AISI403 stainless steel frame and serigraphed tempered glass, and as an accessory the recessing box to be installed with gear or without gear attached. The surface-mounted version Bauline Air has a frontal decorative polycarbonate diffuser and has as accessories adjustable and extensible wall brackets.

Custom-made possibilities

Other Distributions

Finised in Serigraphy

INOX for Marine Environments

Finishes

IP 67 | IK 10 | CLASE I | AI | Anod. | LED

BAULINE: **BA3**

RECESSED **(RE)**



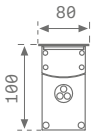

INOX AISI 304 | GLASS | 960º | máx 1000 Kg

SURFACE **(SF)** 3000/4000 lm



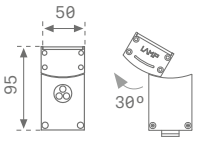

PC DIFUSER | 850º

New Coding System

Family	Installation	Length	Lm LED	Optics	CRI	K	Gears	Finishes
Bauline **BA3**	Surface **SF**	650mm **065**	3900LM/M **MO**	SP **SP**	80 **8**	3000 **30**	On/Off **N**	Grey **G**
	Recessed **RE**	1240mm **124**		MFL **MF**		4000 **40**		
Example: **BA3**	**SF**	**065**	**MO**	**SP**	**8**	**30**	**N**	**G** = **BA3 SF 065 MO SP 8 30 N G**

Custom-made possibilities P. 373

INOX 316

Recessed accessories



BAULINE recessing box with gear

Ref.	Lmm
BUREB00683	683
BUREB01272	1272

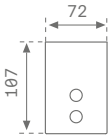

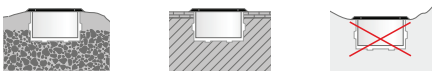

Avoid its placing in ground depression

For marine ambients INOX 316 is recommended

Accessories for surface



Adjustable wall bracket
2 unit. / ref.

Ref.
WAAR120G

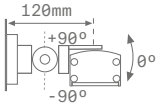



Adjustable and extensibe wall bracket
2 unit. / ref.

Ref.
WAAR380G

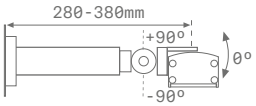

Technical Characteristics

Optics

SP

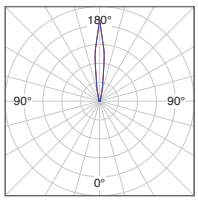

η = 100%
Imax = 8588 cd/klm
UTE: 0,97T
CIE: 159 100 100 2 100



MFL

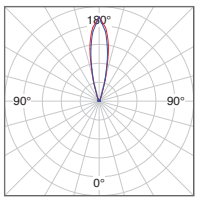

η = 100%
Imax = 4455 cd/klm
UTE: 0,98T
CIE: 154 100 100 2 100



Light output and power

RECESSED		650mm 3600lm		1240mm 5000lm	
		W	lm Output	W	lm Output
SP	3000 K	17	2150	34	4300
	4000 K	17	2150	34	4300
MFL	3000 K	17	2240	34	4480
	4000 K	17	2240	34	4480

SURFACE		650mm 3600lm		1240mm 5000lm	
		W	lm Output	W	lm Output
SP	3000 K	17	2215	34	4429
	4000 K	17	2215	34	4429
MFL	3000 K	17	2307	34	4614
	4000 K	17	2307	34	4614



Edificio Pasarela, Las Palmas (Spain)

Flut

“Form follows function”

Design by
Lamp

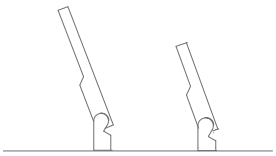

Flut is a clear example of the philosophy defended by the Bauhaus school and embodied in the famous phrase: “Form follows function.” A family of products with a compact, neutral design and a wide array of solutions designed to simplify the installation process.



Mini Flut G2



LED: 1970 lm - 5717 lm
3000 / 4000 K

☐ Texturised Grey

■ Anthracite



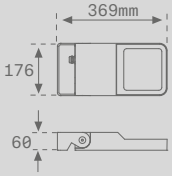

Flut G2



LED: 4062 lm - 15966 lm
3000 / 4000 K

☐ Texturised Grey

■ Anthracite



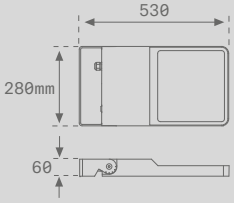


Flut: Symmetric - Asymmetric - Street





Flut is an outdoor floodlight family that has been specially designed for lighting facades, vaulted ceilings, walls, monuments, walkways and pedestrian ways and its main characteristic is its robustness.

It is available in 2 sizes, Flut and Mini Flut. Each of them in models with symmetric Wide Flood, asymmetric or street optics and with warm or neutral white colour temperature. A RGBW model is also available in both sizes.
All models have an IP66, IK07 protection rating.
Its axle allows swivels between 90º and -30º to orient it towards the desired direction and incorporates an anticondensation valve.
It features a wide range of accessories, such as anti-glare louvres, as well as brackets and clamps for an exclusive Road System for both truncated cone and cylindrical poles, suitable for lighting walkways.

Personalisation possibilities

- Dimmable DALI
- Other Distributions
- INOX for Marine Environments
- 3000 K
- IK 10 with PC Diffuser
- CRI 80

MINI FLUT G2 symmetric



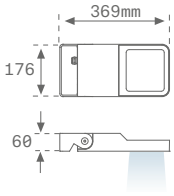

MINI FLUT G2 asymmetric



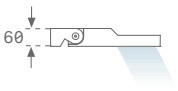

MINI FLUT G2 street



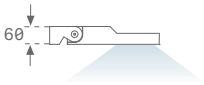

New Coding System

Family	Lm LED	Optics	CRI	K	Gears	Finishes
Mini Flut G2 **MF2**	3500lm **35** 6500lm **65**	Asymmetric **AS** Symmetric **SY**	70 **7**	3000 **30** 4000 **40**	ON/OFF **N**	Grey **G** Anthracite **A**
Mini Flut G2 **MF2**	6500lm **65**	Street **ST**	70 **7**	4000 **40**	ON/OFF **N**	Grey **G** Anthracite **A**
Example: **MF2**	**35**	**AS**	**7**	**30**	**N**	**G** = **MF2 35 AS 7 30N G**

Custom-made possibilities P. 379

Technical Characteristics

Optics

SY

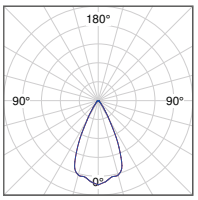

η = 100%
Imax = 1336 cd/klm
UTE: 1,00A + 0,00T
CIE: 91 96 99 100 100



AS

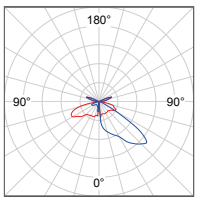

η = 103%
Imax = 690 cd/klm
UTE: 0,85I + 0,17T
CIE: 31 71 100 83 103



ST

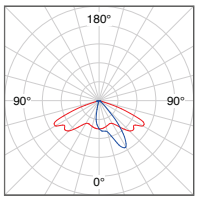

η = 100%
Imax = 855 cd/klm
UTE: 1,00E + 0,00T
CIE: 40 78 99 100 100



Light output and power

		3500lm		6500lm	
		W	lm Output	W	lm Output
SYMMETRIC	3000K	22	2972	48	5209
	4000K	22	3261	48	5717
ASYMMETRIC	3000K	22	1970	48	3307
	4000K	22	2206	48	3703
STREET	4000K	22	2976	48	5360

Accessories



Anti-glare louvres Street

Ref.	Color
MFLOSTB	■ Street



Anti-glare louvres Asymmetric

Ref.	Color
MFLOASB	■ Asymmetric



SHOT / FLUT / MINI FLUT aluminium clamps for ø120-130 mm pole

	Ref.	Color
1 lum.	COARIN120G	□
	COARIN120A	■
2 lum.	COARDB120G	□
	COARDB120A	■

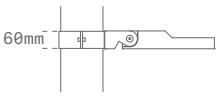



SHOT / FLUT / MINI FLUT aluminium fixing bracket for ø60-135 mm pole

	Ref.	Color
1 lum.	COARIN060G	□
	COARIN060A	■

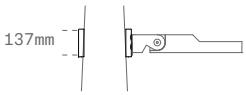

IP 66 · IK 06 · CLASE I · AI · GLASS · 960° · LED

FLUT G2 symmetric



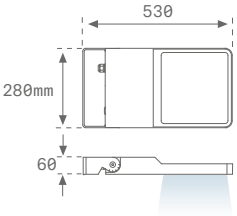

FLUT G2 street



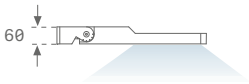

FLUT G2 asymmetric



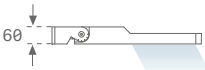

New Coding System

Family	Lm LED	Optics	CRI	K	Gears	Finishes
Flut G2 **FL2**	9300lm **09** 14000lm **14** 18700lm **19**	Asymmetric **AS** Symmetric **SY**	70 **7**	3000 **30** 4000 **40**	ON/OFF **N**	Grey **G** Anthracite **A**
Flut G2 **FL2**	9300lm **09** 14000lm **14** 18700lm **19**	Street **ST**	70 **7**	4000 **40**	ON/OFF **N**	Grey **G** Anthracite **A**
Example: **FL2**	**09**	**AS**	**7**	**30**	**N**	**G** = **FL2 09 AS 7 30N G**

Custom-made possibilities P. 379

DALI · K · CRI · INOX 316 · >IK

Technical Characteristics

Optics

SY

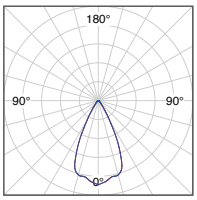

η = 100%
Imax = 1335 cd/klm
UTE: 1,00A + 0,00T
CIE: 91 96 99 100 100



AS

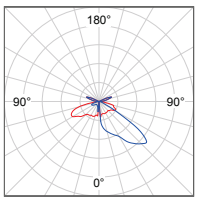

η = 103%
Imax = 690 cd/klm
UTE: 0,85I + 0,17T
CIE: 31 71 100 83 103



ST

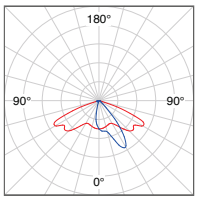

η = 100%
Imax = 855 cd/klm
UTE: 1,00E + 0,00T
CIE: 40 78 99 100 100



Light output and power

		9300lm		14000lm		18700lm	
		W	lm Output	W	lm Output	W	lm Output
SYMMETRIC	3000K	63	7617	95	11190	126	14704
	4000K	63	8260	95	12139	126	15947
ASYMMETRIC	3000K	63	4062	95	5971	126	7843
	4000K	63	4406	95	6475	126	8507
STREET	4000K	63	8270	95	12152	126	15966

Accessories



Anti-glare louvres Street

Ref.	Color	
FLLOSTB	■	Street



Anti-glare louvres Asymmetric

Ref.	Color	
FLLOAS1B	■	Asymmetric 32/64LED
FLLOAS2B	■	Asymmetric t48LED



PROA / MINI PROA / SHOT / FLUT / MINI FLUT aluminium clamps for Ø 120-130 mm pole

	Ref.	Color
1 lum.	COARIN120G	□
	COARIN120A	■
2 lum.	COARDB120G	□
	COARDB120A	■

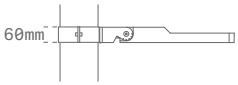



PROA / MINI PROA / SHOT / FLUT / MINI FLUT aluminium fixing bracket for ø60-135 mm pole

	Ref.	Color
1 lum.	COARIN060G	□
	COARIN060A	■

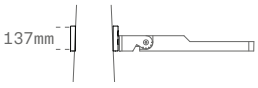

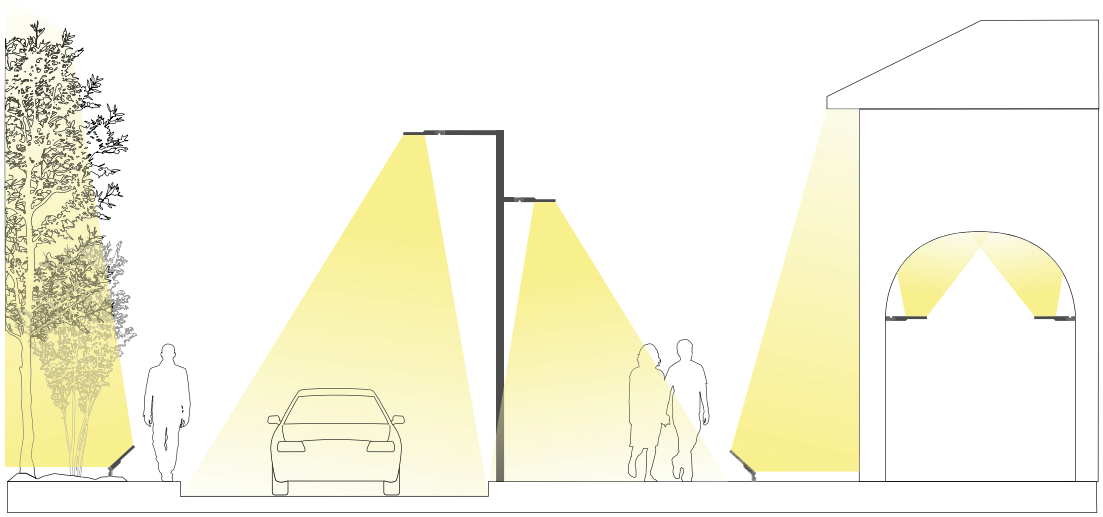

SHOT / FLUT ROAD SYSTEM see pag. 329



Liceo francés, Barcelona (Spain)



Skate Park, Barcelona (Spain)

Shot

“Technical purity”

Design by
Diba Studio & Lamp

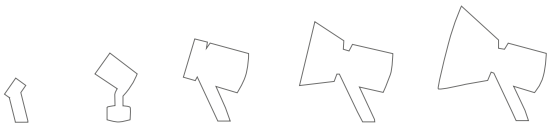

From a technical premise based on the performance and maintenance of the luminaire, a shape was designed for strictly functional purposes, such as temperature dissipation, without adding superfluous elements.



Micro Shot LED G2



LED: 609 lm - 702 lm
3000 / 4000 K

☐ Texturised grey



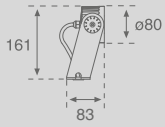

Mini Shot LED G2



LED: 1097 lm - 3032 lm
3000 / 4000 K

☐ Texturised grey



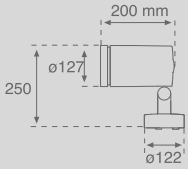

Shot LED G2



LED: 4112 lm - 5419 lm
3000 / 4000 K

☐ Texturised grey



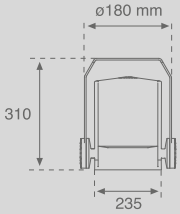

Shot 290 LED G2



LED: 4592 lm
3000 / 4000 K

☐ Texturised grey



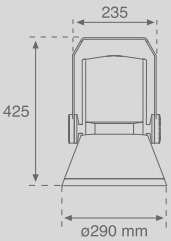

Shot 380 LED G2



LED: 7379 lm
3000 / 4000 K

☐ Texturised grey

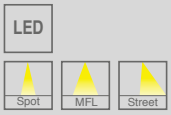

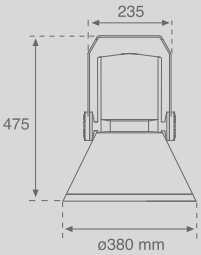



SHOT LED: Spot - Medium Flood - Street





Shot is the family of outdoor spotlights available in 5 sizes for the most varied applications.

Thanks to its technical features and robust design, it is ideal for lighting public areas, such as facades, squares, monuments and urban streets. All models are IP65, and from IK07 to IK09, and have a hinge joint for easy orientation and installation. Micro Shot, Mini Shot, Shot, Shot 290 and Shot 380 have been specifically designed for LEDs and their aluminium sink ensures the correct thermal dissipation. All LED models are available with Spot and Medium Flood optics, warm white or neutral LEDs.
All models in the Shot family feature accessories such as anti-glare louvres/ screen, brackets and clamps for mounting to poles or walls.
With Lamp, LED quality and high technology (5-year warranty) is available to the most demanding professionals.

Custom-made possibilities

- Dimmable DALI
- Other Distributions
- Adaptation for Marine Environments
- 3000 K
- IK 10 with PC Diffuser
- CRI 80 Shot 240 / 380

IP 65 | IK 06 | AI | GLASS | 960° | LED

MICRO SHOT LED G2 ON / OFF



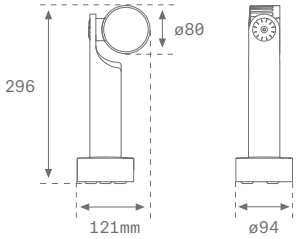

MICRO SHOT LED G2 NO GEAR



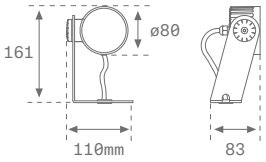

700 mA

ref.: 92.47.94.0 (pag. 246)

New Coding System

Family	Lm LED	Optics	CRI	K	Gears	Finishes
Micro Shot **MC2**	900lm **09**	SP **SP** MF **MFL**	80 **8**	3000 **30** 4000 **40**	ON/OFF **N** NO GEAR **0**	Grey **G** Anthracite **A**

Example: **MC2** **09** **SP** **8** **30** **N** **G** = **MC2 09 SP 8 30 N G**

Custom-made possibilities P. 389

DALI | K | INOX C5-M | >IK

Accessories



Anti-glare screen

Ref.	Color
MCSC82B	■



Spike

Ref.	Color
MCSPM	□

Bichromatized anticorrosive treatment

Technical Characteristics

Optics

SP

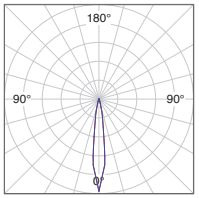

η = 100%
Imax = 9739 cd/klm
UTE: 0,98A + 0,01T
CIE: 89 96 100 99 100

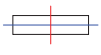

MF

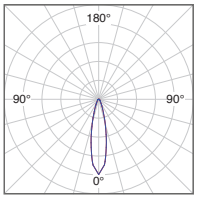

η = 100%
Imax = 3183 cd/klm
UTE: 0,99B + 0,01T
CIE: 81 92 98 99 100

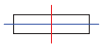

Light output and power

		900 lm	
		W	lm Output
SP	3000K	6	720
	4000K	6	720
MFL	3000K	6	609
	4000K	6	609



Thyssen-Bornemisza Museum cafe and new terrace reform, Madrid (Spain)

IP 65 · IK 06 · AI · GLASS · 960° · LED

MINI SHOT G2: **MN**



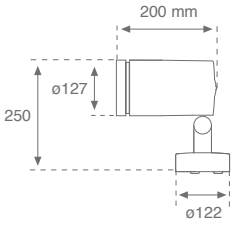

BRACKET **(BR)**



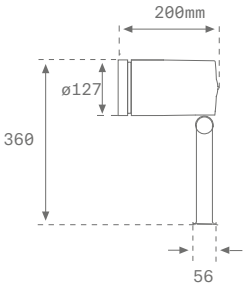

New Coding System

Family	Lm LED	Optics	CRI	K	Gears	Finishes
Mini Shot G2 **MN2**	1500lm **15** 2900lm **30** 3800lm **40**	SP **SP** MFL **MF**	80 **8**	3000 **30** 4000 **40**	On/Off **N**	Grey **G** Anthracite **A**
Example: **MN2**	**15**	**SP**	**8**	**30**	**N**	**G** = **MN2 15 SP 8 30 N G**

Family	Installation	Lm LED	Optics	CRI	K	Gears	Finishes
Mini Shot G2 **MN2**	Bracket **BR**	1500lm **15** 2900lm **30** 3800lm **40**	SP **SP** MFL **MF**	80 **8**	3000 **30** 4000 **40**	On/Off **N**	Grey **G** Anthracite **A**
Example: **MN2**	**BR**	**15**	**SP**	**8**	**30**	**N**	**G** = **MN2 BR 15 SP 8 30 N G**

Custom-made possibilities P. 389

DALI · K · INOX C5-M · >IK

Technical Characteristics

Optics

SP

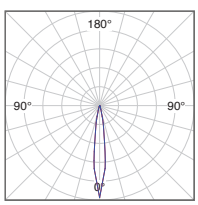

η = 99%
Imax = 12164 cd/klm
UTE:
CIE: 103 100 100 100 99



MFL

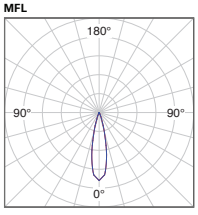

η = 100%
Imax = 5396 cd/klm
UTE:
CIE: 101 100 100 100 10



Light output and power

		1500lm		2900lm		3800lm	
		W	lm Output	W	lm Output	W	lm Output
SP	3000 K	10	1146	20	2215	30	3032
	4000 K	10	1146	20	2215	30	3032
MFL	3000 K	10	1097	20	2155	30	2937
	4000 K	10	1097	20	2155	30	2937

Recessed



Anti-glare screen

Ref.	Color
MSSC134B	■

Mini Shot LED System



Aluminium pole (60x60 mm)

Lm	Ref.	Color	Fig.	Microproa
1	MSPO1000G*	□	1/2	1 o 2
1	MSPO1000A*	■	1/2	1 o 2
2,5	MSPO2500G*	□	3/4	1 o 2
2,5	MSPO2500A*	■	3/4	1 o 2



M8 concrete anchorage

Ref.	Color
MSFIC	□



Spike

Ref.	Color	Fig.
MSSPM**	□	6



Fixation pattern for anchoring pole

Ref.	Color
MSFTSQG	□



1m wall bracket

Ref.	Color	Fig.
MSAR1000G	□	5
MSAR1000A	■	5

* Alodine 1200 anticorrosive treatment

** Bichromatized anticorrosive treatment

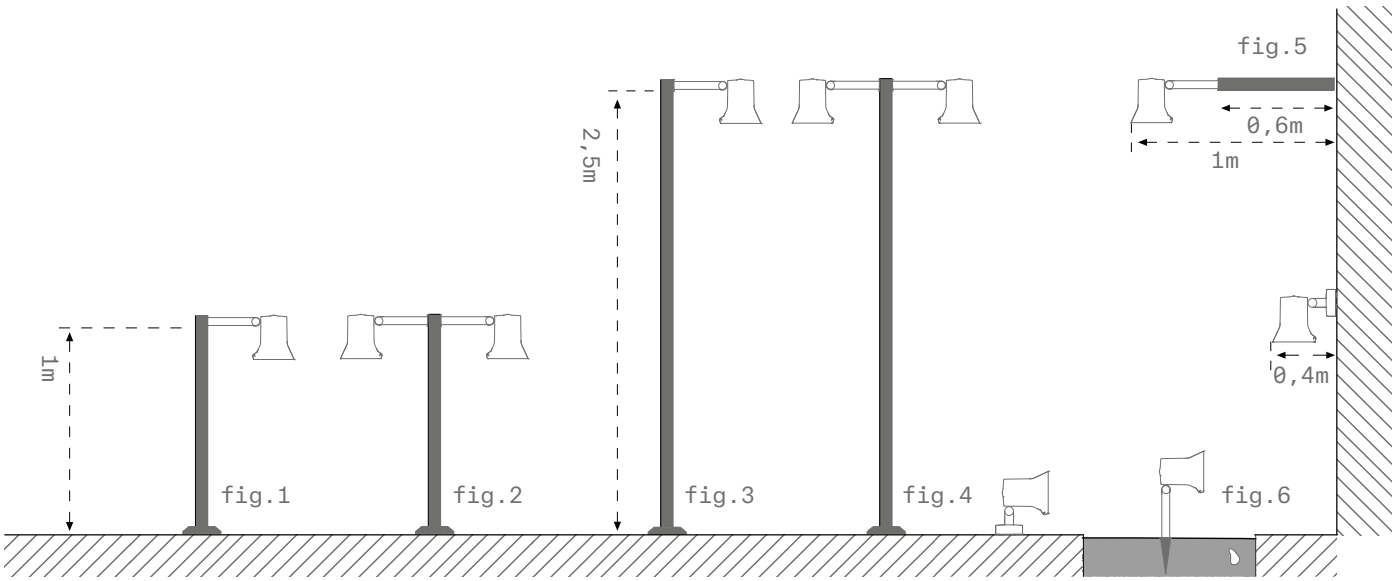

IP 65 · IK 05 · CLASE I · AI · GLASS · 960° · LED

SHOT G2: **SH2**

SP / MFL



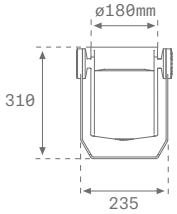

STREET



New Coding System

Family	Lm LED	Optics	CRI	K	Gears	Finishes
Shot **SH2**	5000lm **50** 7200lm **70**	SP **SP** MFL **MF**	80 **8**	3000 **30** 4000 **40**	On/Off **N**	Grey **G** Anthracite **A**
Shot **SH2**	5000lm **50** 7200lm **70**	STREET **ST**	80 **8**	4000 **40**	On/Off **N**	Grey **G** Anthracite **A**
Example: **SH2**	**50**	**SP**	**8**	**30**	**N**	**G** = **SH2 50 SP 8 30 N G**

Custom-made possibilities P. 389

DALI · K · INOX C5-M · >IK

Technical Characteristics

Optics

SP

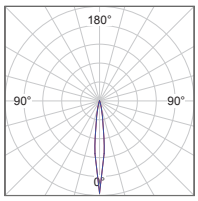

η = 99%
Imax = 14619 cd/klm
UTE:
CIE: 104 100 100 100 99



MFL

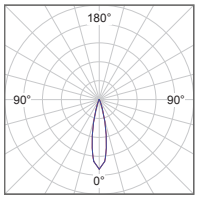

η = 100%
Imax = 5517 cd/klm
UTE:
CIE: 99 100 100 100 100

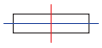

STEET

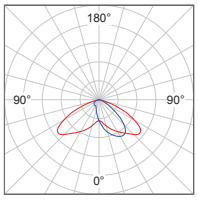

η = 100%
Imax = 561 cd/klm
UTE: 1,00E + 0,00T
CIE: 36 77 99 100 100



Light output and power

		5000lm		7200lm	
		W	lm Output	W	lm Output
SP	3000 K	37	4127	56	5419
	4000 K	37	4127	56	5419
MFL	3000 K	37	4112	56	5396
	4000 K	37	4112	56	5396
ST	4000 K	37	3850	56	5050

Recessed



Anti-glare screen

Ref.	Color
SHSC184B	■

Mini Shot LED System



SHOT / FLUT aluminium clamp for ø120-130 mm pole

	Ref.	Color
1 spotlight	COARIN120G	□
	COARIN120A	■
2 spotlight	COARDB120G	□
	COARDB120A	■

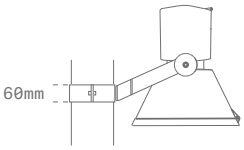



SHOT /FLUT aluminium fixing bracket for ø60-135 mm pole

	Ref.	Color
1 spotlight	COARIN060G	□
	COARIN060A	■

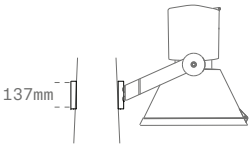





IP 65 | IK 08 | CLASE I | AI | GLASS | 960° | LED

SHOT 290 LED G2



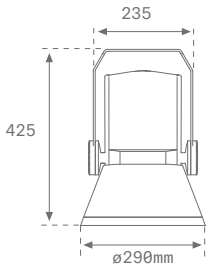

SHOT 380 LED G2



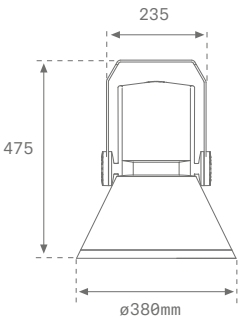

New Coding System

Family	Format	Lm LED	Optics	CRI	K	Gears	Finishes	
Shot **SH2**	ø290 **29**	6500lm **65**	SP **SP** MFL **MF**	70 **7**	3000 **30** 4000 **40**	ON/OFF **N**	Grey **G**	
Shot **SH2**	ø290 **29**	6500lm **65**	Street **ST**	70 **7**	4000 **40**	ON/OFF **N**	Grey **G**	
Example: **SH2**	**29**	**65**	**SP**	**7**	**30**	**N**	**G**	= **SH2 29 65 SP 7 30N G**

Family	Format	Lm LED	Optics	CRI	K	Gears	Finishes	
Shot **SH2**	ø380 **38**	7000lm **07** 10500lm **11**	SP **SP** MFL **MF**	70 **7**	3000 **30** 4000 **40**	ON/OFF **N**	Grey **G**	
Shot **SH2**	ø380 **38**	7000lm **07** 10500lm **11**	Street **ST**	70 **7**	4000 **40**	ON/OFF **N**	Grey **G**	
Example: **SH2**	**38**	**07**	**SP**	**7**	**30**	**N**	**G**	= **SH2 38 07 SP 7 30N G**

Custom-made possibilities P. 389

DALI | K | CRI | INOX C5-M | >IK

Technical Characteristics

Optics

SP

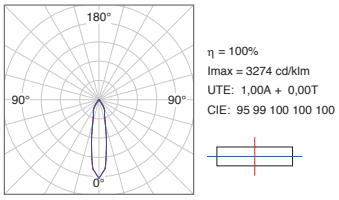

η = 100%
Imax = 3274 cd/klm
UTE: 1,00A + 0,00T
CIE: 95 99 100 100 100

MF

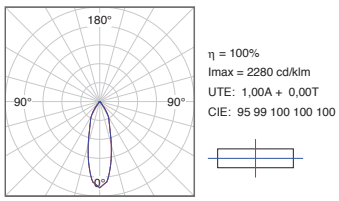

η = 100%
Imax = 2280 cd/klm
UTE: 1,00A + 0,00T
CIE: 95 99 100 100 100

ST

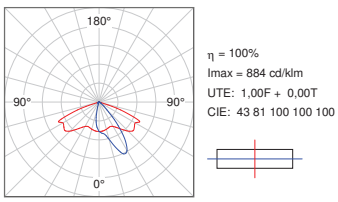

η = 100%
Imax = 884 cd/klm
UTE: 1,00F + 0,00T
CIE: 43 81 100 100 100

Light Output and power

SHOT 380		7000lm LED		10500lm LED	
		W	lm Output	W	lm Output
SP	3000 K	45	6243	73	9830
	4000 K	45	6437	73	10134
MFL	3000 K	45	6371	73	9633
	4000 K	45	6568	73	9931
STREET	4000 K	45	5836	73	8860

SHOT 290		7000lm LED	
		W	lm Output
SP	3000 K	48	4456
	4000 K	48	4594
MFL	3000 K	48	4408
	4000 K	48	4545
STRRET	4000 K	48	4132

Recessed



290 circular anti-glare

Ref. Color
SH29SC297B* ■

* Non-compatible with road models



380 circular anti-glare

Ref. Color
SH38SC381B* ■

* Non-compatible with road models



SHOT / FLUT short individual final arm

Ref.	Color	Ø mm	fig.
COARSHIN60G		60	1
COARSHIN60A		60	1
COARSHIN76G		76	1
COARSHIN76A		76	1



SHOT / FLUT short double final arm

Ref.	Color	Ø mm	fig.
COARSHDB60G		60	2
COARSHDB60A		60	2
COARSHDB76G		76	2
COARSHDB76A		76	2



SHOT / FLUT short individual intermediate arm

Ref.	Color	Ø mm	fig.
COARSHINT080G		min.80 max.120	5
COARSHINT080A			5



SHOT / FLUT long wall arm

Ref.	Color	m	fig.
FXARWAG		0,8	8
FXARWAA		0,8	8



SHOT / FLUT long individual final arm

Ref.	Color	Ø mm	fig.
COARLOIN60G		60	3
COARLOIN60A		60	3
COARLOIN76G		76	3
COARLOIN76A		76	3



SHOT / FLUT long double final arm

Ref.	Color	Ø mm	fig.
COARLODB60G		60	4
COARLODB60A		60	4
COARLODB76G		76	4
COARLODB76A		76	4



SHOT / FLUT long individual intermediate arm

Ref.	Color	Ø mm	fig.
COARLOINT080G		min. 80 max. 120	6
COARLOINT080A			6

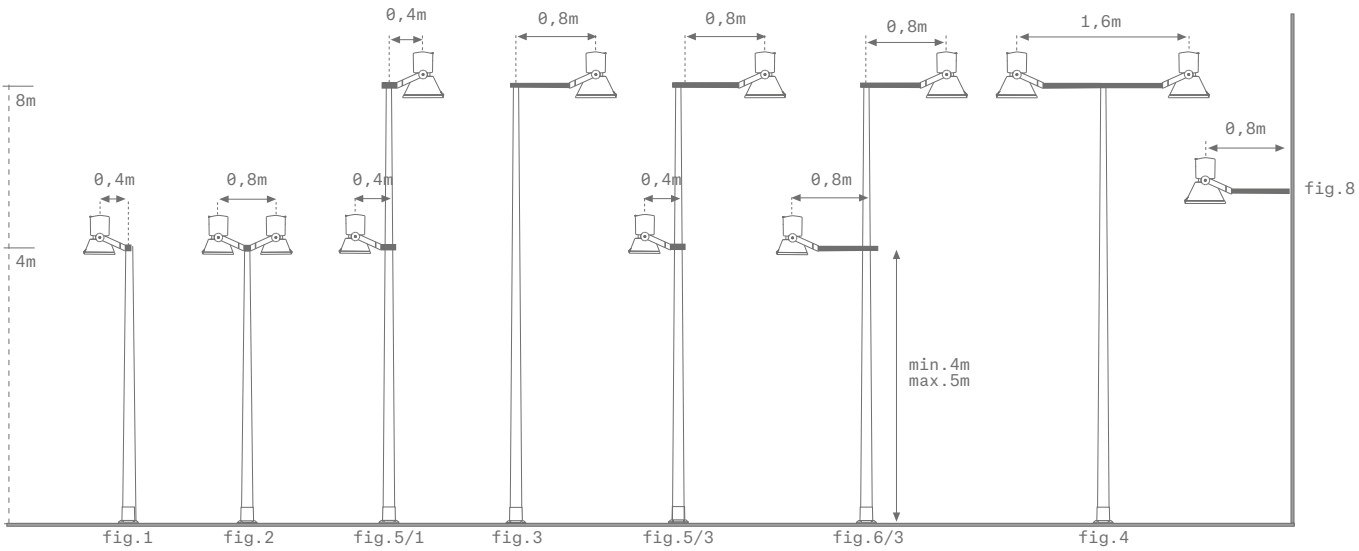

Accessories SHOT



SHOT /FLUT aluminium clamp for ø120-130 mm pole

	Ref.	Color
1 spotlight	COARIN120G	
	COARIN120A	
2 spotlight	COARDB120G	
	COARDB120A	

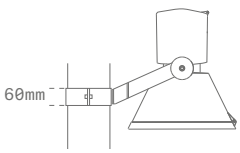



SHOT /FLUT aluminium fixing bracket for ø60-135 mm pole

	Ref.	Color
1 spotlight	COARIN060G	
	COARIN060A	

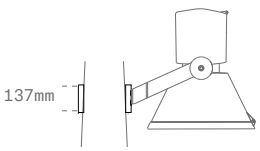



Encants Barcelona, Barcelona (Spain)



Spheres project, Riyadh (Saudi Arabia)

Niu

“It was created from the sphere”

Design by
Lamp



With a design based on balloon-type urban luminaires, Niu is an exercise in eliminating parts and superfluous elements. Thanks to all of its installation accessories, it is much more than a simple urban post-top luminaire.



Niu LED Symmetric



LED: 4068 lm | 8013 lm
4000 K

☐ Texturised grey



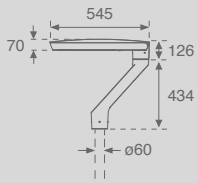

Niu LED Street



LED: 3439 lm - 6737 lm
4000 K

☐ Texturised grey



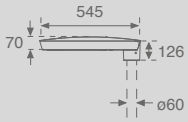

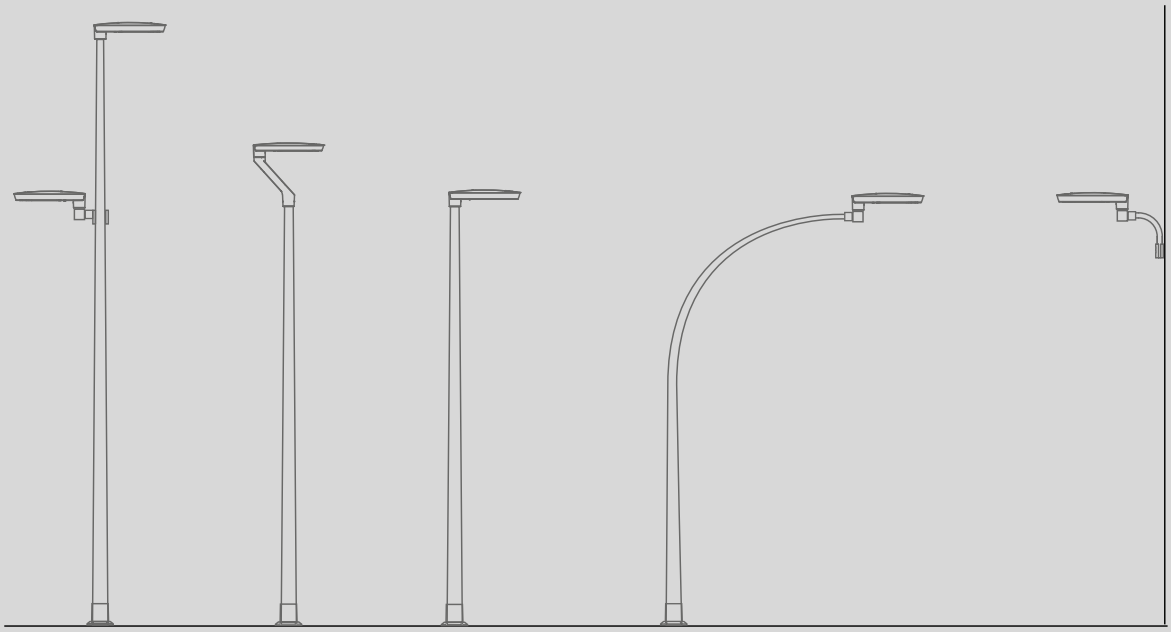



The Niu LED outdoor luminaire programme has been specifically designed to meet all street ambience lighting requirements.

The Niu LED family have models with rotosymmetric optics and models with street optics. They are all IP66, IK07, IK06 and are available in insolation class I and II. The luminaire deploys high-performance, neutral white LEDs (4000K).
Its accessories can be installed both in poles and lampposts, on wall arms or on clamps for poles.
Thanks to its elegant design and stylised proportions it fits into any outdoor, modern, classical or rustic ambience perfectly and it is highly suited to lighting up town squares, parks, gardens, old towns, pedestrian footpaths, shopping streets, speed limited roads, pavements etc.

Custom-made possibilities

DALI Dimmable DALI

INOX C5-M Adaptation for Marine Environments

CE | IP 66 | IK 10 | AI | GLASS | 960° | LED 4000 K



NIU LED SYMMETRIC

W	lm Output	Class	Color	Ref.
48	4068	I	■	81.41.50.3
48	4068	II	■	81.41.52.3
93	8013	I	■	81.41.51.3
93	8013	II	■	81.41.53.3

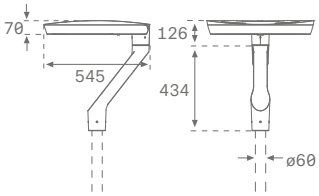

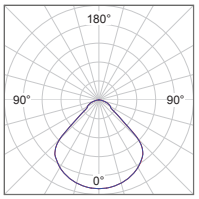

8141503
η = 100%
Imax = 469 cd/klm
UTE: 1,00C + 0,00T
CIE: 65 91 99 100 100



Custom-made possibilities P. 403

DALI | INOX C5-M



NIU LED STREET

W	lm Output	Class	Color	Ref.
48	3439	I	■	81.41.54.3
48	3439	II	■	81.41.56.3
93	6737	I	■	81.41.55.3
93	6737	II	■	81.41.57.3

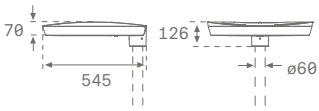

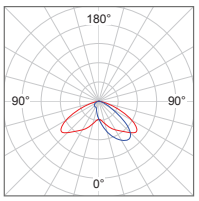

8141543
η = 100%
Imax = 612 cd/klm
UTE: 0,00T
CIE: 35 77 98 100 100



Custom-made possibilities P. 403

DALI | INOX C5-M

Accessories



Final arm ø60mm

Ref.
96.00.31.3



Wall arm

Ref.
96.00.36.3



Pole clamp 60-135mm

Ref.
96.00.32.3



Semicurved pole bracket

Ref.
96.00.33.3 ø48mm
96.00.34.3 ø60mm



Pole adapter ø76mm

Ref.
96.00.35.3



Salvador Espriu, Terrassa (Spain)

Smap

“A system to create city rhythms”

Design by
artec3 Studio

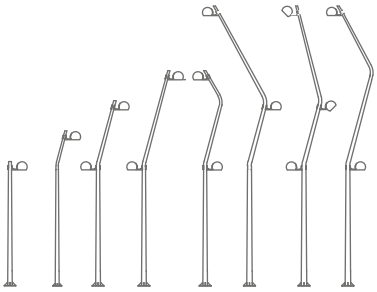

Design inspired by life in the city, and its many observers, under the gaze of which the movement, rhythms and sensations of an urban space flow.



SMAP LED



LED: 5253 lm - 6757 lm
4000 K

☐ Texturised grey

LED

Street

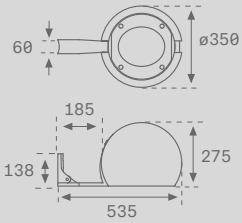

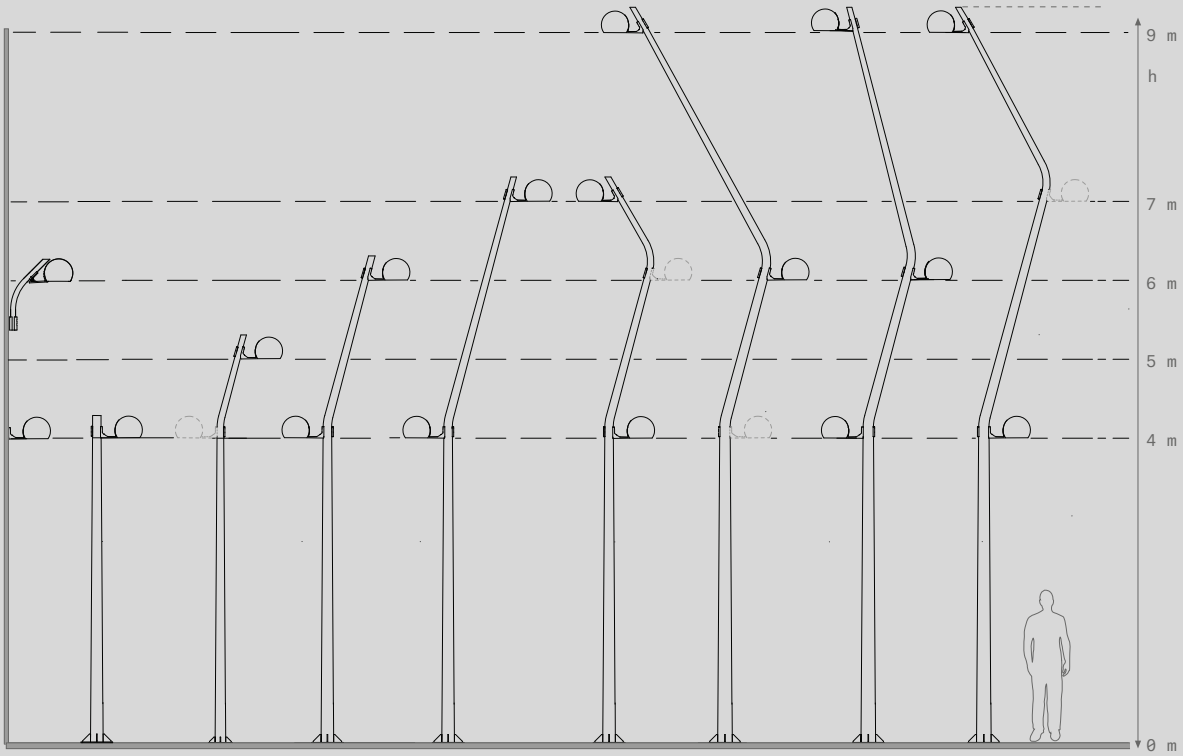



Smap is a Modular Public Lighting System. Therefore, it is not an independent luminaire but a system of light points in which luminaires and posts are harmoniously integrated.

There is a wide range of posts with different heights and curves which, combined with the different models of luminaire available, allow us to create endless different types to meet the needs of any installation.
With an IP66, IK08 protection rating and insulation class II, the Smap luminaires are available in a model with street optics for LED technology.
Smap is very suitable for lighting squares, parks, pedestrian streets and reverse priority streets.

Custom-made possibilities

DALI Dimmable DALI

Other Distributions

INOX C5-M Adaptation for Marine Environments



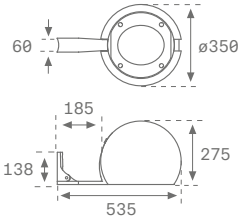

SMAP LED STREET

	W	lm Output	Color	Ref.
street	39	5253		81.41.16.3
street	54	6757		81.41.17.3

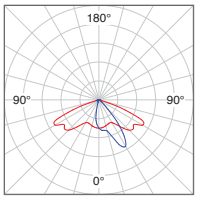

8141163
η = 100%
Imax = 855 cd/klm
UTE: 1,00E + 0,00T
CIE: 40 78 99 100 100

Custom-made possibilities P. 409



SMAP wall arm

Ref.	Color	Fig.
81.00.01.3		8

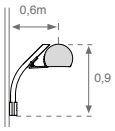



Fixation pattern for anchoring pole

Ref.	Fig.
96.00.89.3	0-1
96.00.91.3	2-7



SMAP anchorage bolts

Ref.	M	L(mm)	h Colum (m)	Fig.
96.00.95.3	18	500	4,3/5,3	0-1
96.00.97.3	22	750	6,3/7,3/9,2	2-7



SMAP poles

Ref.	Color	h(m)	Fig.
96.01.90.3		4,3	0
96.01.91.3		5,3	1
96.01.92.3		6,3	2
96.01.93.3		7,3	3
96.02.93.3		7,3	4
96.01.94.3		9,2	5
96.02.94.3		9,2	6
96.03.94.3		9,2	7

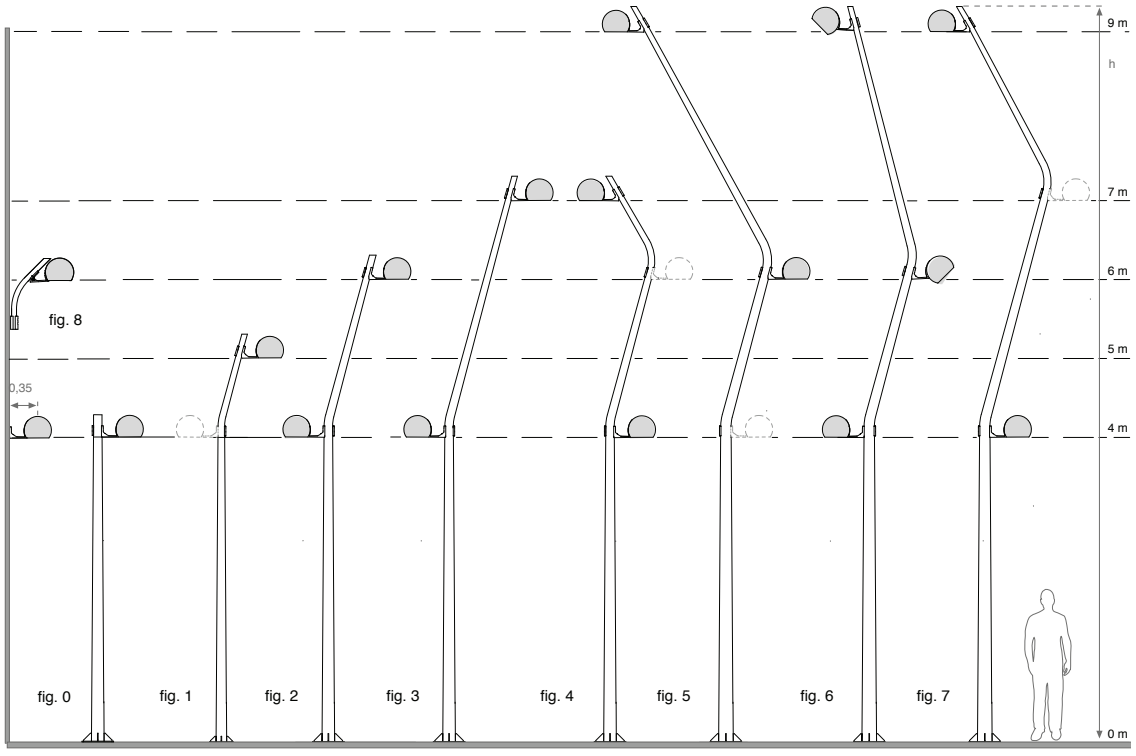

Outline of possible luminaire combinations on SMAP standard poles. Customizing poles with different anchor points distribution is available under request.



Vinius International Airport, Vilnius (Lithuania)

Owl

“Lightweight and easy-to-handle”

Design by
Lamp

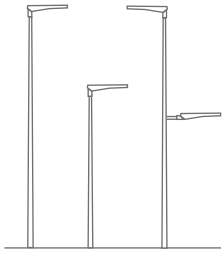

Street luminaires are often characterised as being heavy and bulky, which makes installation rather difficult. The Owl family arises from the concept of taking lighting performance to the extreme with regard to the product’s competitiveness on the market.



Owl



LED: 3871 lm | 14762 lm
4000 K

Texturised grey

LED

Street

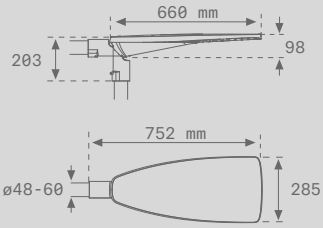

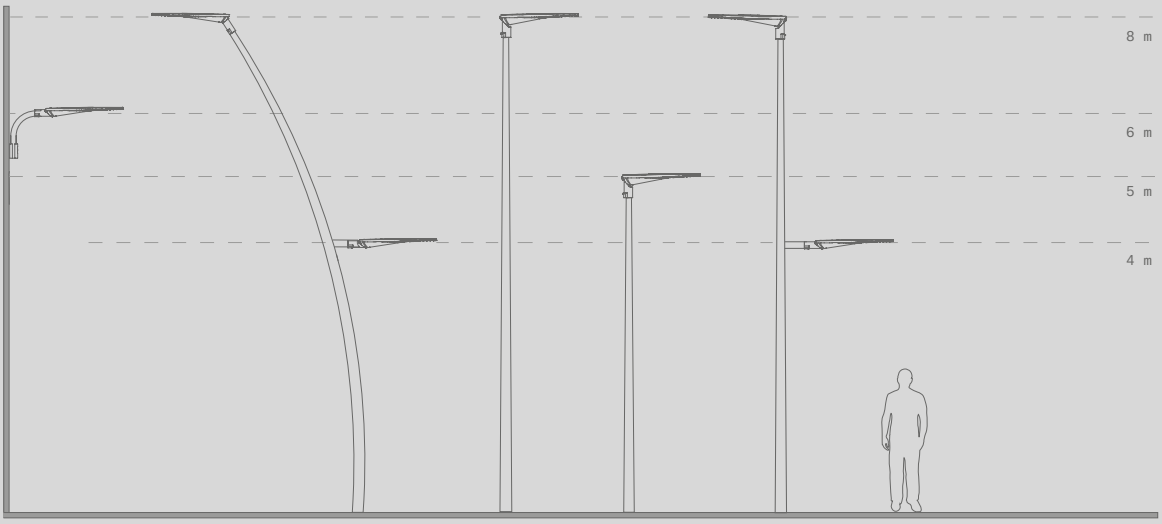







Owl family is very suitable for lighting main city streets, secondary streets, trunk roads and reverse priority roads.

Its main characteristics are their smart dimension and high efficacy.
Manufactured of texturized grey lacquered aluminium injection with serigraphed tempered flat glass.
Models for HI-POWER LED, neutral white colour temperature.
With street optics which allows a proper luminous distribution.
IP66, IK07 protection rating, and insulation class I or II.
Its ball joint it allows swivelling of the light between 10º and -10º. Furthermore, it enables to adapt to all types of poles and supports with no additional adapters.

Custom-made possibilities

DALI Dimmable DALI

Other Distributions

INOX C5-M Adaptation for Marine Environments

CE | IP 66 | IK 07 | AI | GLASS | 960º | LED 4000 K



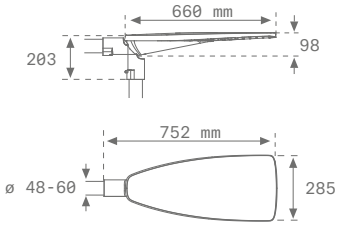

OWL STREET

△	Class	W	lm output	Color	Ref.
street	I	33	3871		69.41.59.3
street	I	44	5760		69.41.48.3
street	I	59	7789		69.41.50.3
street	I	73	9198		69.41.49.3
street	I	87	11228		69.41.51.3
street	I	103	13277		69.41.58.3
street	I	117	14762		69.41.52.3
street	II	59	7789		69.41.53.3
street	II	87	11229		69.41.54.3
street	II	117	14762		69.41.55.3

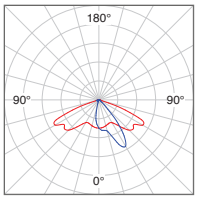

6941593
η = 100%
lmax = 762 cd/klm
UTE: 1,00F + 0,00T
CIE: 44 83 99 100 100



Custom-made possibilities P. 415

DALI | INOX C5-M

Accessories



OWL / DUNE wall arm

Ref.	Color
96.07.34.3	



Other optics possibility



Gibraltar Airport, Gibraltar (United Kingdom)

“Don’t keep forever on the public road, going only where others have gone”

Alexander Graham Bell (1847-1922),

CUSTOM-MADE

This philosophy has been reflected for quite some time in the large number of customised projects we conduct on an annual basis. Each work has and should have its own soul, and the lighting in question should be in accordance with the emotions it intends to convey. The products we have at hand are not always the most suitable for implementing the desired idea, and, as such, when a lighting designer or an architect is faced with a lighting or architectural challenge, and cannot find a standard solution, the need arises to customise or design the product from scratch. The fact Lamp Lighting is an integrated company, involved in the entire process from the beginning to the end, ensures a competitive advantage: flexibility and adaptation.



Reyno de Navarra Arena, Navarra (Spain)



Torre Telefónica Diagonal ZeroZero, Barcelona (Spain)



Spheres project, Riyadh (Saudi Arabia)

Lighting at workplaces in accordance with the standard UNE - EN 12464-1

Activity type	LUX	UGR_L	R_a
Offices			
Filing, copies	300	19	80
Writing, typewriter, reading, data processing	500	19	80
Technical drawing	750	19	80
CAD work stations	500	19	80
Conference and meeting rooms	500	19	80
Reception desk	300	22	80
Retail establishments			
Sales' area	300	22	80
Boxes area	500	19	80
Wrapping table	500	19	80
Public places			
Common areas			
Lobbies	100	22	80
Wardrobes	200	25	80
Lounges	200	22	80
Ticket offices	300	22	80
Restaurants and hotels			
Reception, cash desk and porter's office	300	22	80
Kitchens	500	25	80
Restaurant, dining room and meeting rooms	-	-	80
Conference rooms	500	19	80
Corridors	100	25	80
Fairs, trade show pavilions, theatres, cinema and concert theatres			
General lighting	300	22	80
Museums			
Works on display which are insensitive to light	Lighting determined by presentation requirements		
Works on display which are sensitive to light			
Libraries			
Shelving	200	19	80
Reading area	500	19	80
Public service positions	500	19	80
Public vehicle car parks (interior)			
Access or exit ramps (daytime)	300	25	80
Access or exit ramps (night-time)	75	25	80
Walkways	75	25	80
Parking area	75	-	80
Cash desk	300	19	80
Industrial and craft activities			
Agriculture			
Loading and operations with items and machinery	200	25	80
Livestock building	50	-	40
Veterinary room, birthing barns	200	25	80
Cement, cement items, concrete, bricks			
Drying	50	28	20
Preparation of materials, work in kilns and mixers	200	28	40
Machine work in general, formworking	300	25	80

Activity type	LUX	UGR_L	R_a
Ceramics, tiles, glass			
Drying	50	28	20
Preparation, general machine work	300	25	80
Glazing, Laminating, baking	300	22	80
Grinding, engraving, polishing	750	19	80
Grinding of optical glass	750	19	80
Precision work	1000	16	90
Manufacture of gemstones	1500	16	90
Plastics and Rubber Chemical Industry			
Treatment facilities with remote control	50	-	20
Treatment facilities with manual control	150	28	40
Protected Work stations in installations	300	25	80
Precision measuring rooms, laboratories	500	19	80
Pharmaceutical and tyre production	500	22	80
Inspection of colours	1000	16	90
Cutting, finishing, inspection	750	19	80
Electrical industry			
Manufacture of cable and wire, big coils	300	25	80
Small coils	750	19	80
Impregnation and galvanized coils	300	25	80
Coarse assembly work (transformers)	300	25	80
Assembly work environment (meter box)	500	22	80
Assembly work fine (phones)	750	19	80
Precision assembly work (meas. eq.)	1000	16	80
Electronic Workshops	1500	16	80
Foodstuffs and luxury foods industry			
Work stations, brewery	200	25	80
Work stations for washing, cleaning	200	25	80
Work stations in cooking zones	200	25	80
Work stations in sugar plants	200	25	80
Work stations, tobacco drying and fermenting	200	25	80
Classification and washing products	300	25	80
Work stations in slaughterhouse critical areas	500	25	80
Cutting and classification of fruit and vegetables	300	25	80
Manufacture of delicatessen products	500	22	80
Inspection of glasses and bottles	500	22	80
Laboratories	500	19	80
Inspection of colours	1000	16	80
Foundries and metal casting			
Pits, caves	50	-	20
Platforms	100	25	40
Sand preparation	200	25	80
Changing rooms	200	25	80
Work stations in mixer	200	25	80
Casting nave, molding machine	200	25	80
Hand molding and in cores and injection molding	300	25	80
Construction of models	500	22	80

Lighting at workplaces in accordance with the standard UNE - EN 12464-1

Activity type	LUX	UGR_L	R_a
Bakeries			
Preparation and baking ovens	300	22	80
Finishing, baking, decoration	500	22	80
Hairdressers'			
Hairdressing work	500	19	90
Jewel manufacture			
Work with precious stones	1500	16	90
Jewel manufacture	1000	16	90
Manual watchmaking	1500	16	80
Automatic watchmaking	500	19	80
Laundries and dry cleaner's			
Marking, classification of items and washing	300	25	80
Dry cleaning, ironing and steam ironing	300	25	80
Inspection and repairs	750	19	80
Leather and leather items			
Working with paints, barrels and pits	200	25	40
Cleaning and rubbed skins	300	25	80
Tanning, shoemaking	500	22	80
Quality control	1000	19	80
Inspection of colours	1000	16	90
Metal work and treatment			
Open die forging	200	25	60
Hot stamping, welding	300	25	60
Tool making	750	19	60
Rough assembly	200	25	80
Mean assembly	300	25	80
Fine assembly	500	22	80
Precision assembly	750	19	80
Galvanization	300	25	80
Preparation of surfaces and painting	750	25	80
Tool making, micromechanics	1000	19	80
Paper and paper items			
Vertical mill and pulp	200	25	80
Paper processing and manufacturing	300	25	80
Standard binding, folding, gluing	500	22	80
Electrical energy plants			
Boiler casing	100	28	40
Machine rooms	200	25	80
Presses			
Cutting, engraving, typography, printing blocks, printing	500	19	80
Classification of paper and hand printing	500	19	80
Rate adjustments, retouches, lithography	1000	19	80
Inspection of colour printing, multicolour	1500	16	90
Recorded in steel and copper	2000	16	80
Rolling, steel plants			
Product installation without manual intervention	50	-	20
Product installation with continuous manual intervention	200	25	80

Activity type	LUX	UGR_L	R_a
Ovens	200	25	20
Mill, coiler	300	25	40
Control platforms	300	22	80
Tests, measurement and inspection	500	22	80
Textile industry			
Working posts and services	200	25	60
Carding, ironing, washing, combing	300	22	80
Yarn, folding, rolling, winding, weaving	500	22	80
Sewing, knitting, seams, patterns	750	22	80
Finishing, dyeing	500	22	80
Drying room	100	28	60
Automatic printing of fabrics	500	25	80
Inspection of colours, fabric control	1000	16	90
Invisible Darning	1500	19	90
Vehicle Manufacturing			
Body and Assembly	500	22	80
Painting, spraying, polishing	750	22	80
Painting, retouching, inspection	1000	19	80
Upholstery Fabric	1000	19	80
Timber industry and its treatment			
Automatic processing, drying, board manufacture	50	28	40
Treatment with steam	150	28	40
Work on joints, gluing, assembly	300	25	80
Finishing, painting, fine assembly	750	22	80
Shaped, striatum, straightening, slotted	500	19	80
Wood selection of plates	750	22	90
Marquetry, wood inlay	750	22	90
Quality control, inspection	1000	19	90
Educational establishment			
Kindergartens, nurseries, educational buildings			
Classes, tutoring classes	300	19	80
Classes for adult evening classes	500	19	80
Technical drawing classes	750	16	80
Practical classes, laboratories, workshops	500	19	80
Music rooms, computer and language	300	19	80
Classroom preparation and workshops	500	22	80
Lobbies, study classes	200	22	80
Hospitals, doctors' surgeries, clinics			
Common classes	200	22	80
Corridors (Daytime)	200	22	80
Corridors (night time)	50	22	80
Diagnostic rooms, general lighting	500	19	90
Diagnostic rooms, lighting visit or treatment	1000	19	90
Operating room	1000	19	90
Pharmacy, laboratory, dental doctor	500	19	90
Intensive Care	1000	19	90
Disinfection and sterilisation rooms	300	22	80

LUX: Mean horizontal lighting level. Generally calculated at a height of around 85 cm from the ground, always in working areas and level with its circulation or thoroughfare areas.
UGRL – Internal Unified Glare Index Limit of the area. This establishes the direct glare onto each application depending on the distribution of the luminaires vis-à-vis the features of the area to be lit up and the observation point of the operators.
Ra: General colour rendering index of light sources.

	Meaning
CLASE I	Luminaire in which protection against electric shocks is based, in addition to the main insulation, upon the earthing of accessible conductive parts.
	Luminaire in which protection against electric shocks is not based upon the main insulation, but rather upon complementary safety measures such as double insulation.
III	Luminaire in which protection against electric shocks is based on a very low safety voltage.
	Luminaires should never be covered with any heat insulating material.
100	Luminaire protected of maximum temperatures of 100º C in surface.
W W	Adequate equipment for direct mounting in wood.
XXº	Maximum adjustment angle of the luminaire.
XXXº	Maximum adjustment angle of the luminaire.
XXº XXº XXº XXº	Maximum adjustment angle of the two axes of a gimbal luminaire.
GLASS	Luminaire with built-in glass.
INOX AISI XXX	Stainless Steel.
PC	Polycarbonate body.
Al	Aluminium body.
	Electro coating. Painting process which objective is to protect against corrosion.
XXXº	Material which has successfully passed the incandescent filament test at the indicated temperature.
ø XXX	Floor aperture diameter.
ø XXX	Ceiling aperture diameter.
XXX x XXX	Rectangular ceiling aperture dimensions.
Máx. XX mm	Maximum panel thickness for luminaire anchoring point.
01	ENEC: trademark in accordance with European Standards CE.
	AENOR certification.
CE	CE self-certification.
	Luminaire without required control gear built-in.
C	TRIAC Trailing edge
1-10V	1-10V control gear.
DALI	DALI control gear.
Digital DSI	DSI control gear.
DMX RDM	The luminaires are controlled with the DMX-RDM system.
	Outdoor luminaire for under canopy installation
	Luminaire not including end covers.
	1m HO7RN-F (3x1,5) hose included.
	Luminaire designed for double switching.
máx XXX Kg	Walkover uplight.
V white	V White. Vibrant white technology for COB LED.
	Active Cooling. Model which incorporates active dissipation.
CRI >XX	CRI: Light source color rendering index.
Anod.	Anodized: Electrolytic passivation process which objective is to protect against corrosion.
	Electronic transformer for possible independent installation.
equiv. SELV	Safety electronic transformer.

Incandescent

	Descripción	Potencia W	Ra	Flujo luminoso (lm)	Portalámparas	ø mm.	L mm
	PAR 20 halogen lamp	50	1A	--- cd	E27	64,5	91

Fluorescents Lamps

	Fluorescent Ø 26 mm	18 36 58	1B	1350 3350 5200	G13	26	590 1200 1500
	Fluorescent Ø 16 mm	HE 14 - 28 35 / HO 24 39 54 80 / VHO - - 95 120	1B	HE 1200 - 2850 3650 / HO 1750 3100 4450 6150 / VHO - - 7200 9300	G5	16	HE 549 - 1149 1449 / HO 549 849 1149 1449 / VHO - - 1149 1449
	Double Compact Fluorescent	13 18 26	1B	900 1200 1800	G 24-d1 G 24-d2 G 24-d3	34	138 153 172
	Electronic Double Compact Fluorescent	13 18 26	1B	900 1200 1800	G 24-q1 G 24-q2 G 24-q3	34	131 146 165
	Triple Compact Fluorescent	18	1B	1200	G 24-d2	49	123
	Electronic Triple Compact Fluorescent	26 32 42 57 70	1B	1800 2400 3200 4300 5200	GX 24-q3 GX 24-q3 GX 24-q4 GX 24-q5 GX 24-q6	49 49 49 58 58	131 142 163 178 208
	Long Compact Fluorescent	18 24 36 55 80	1B	1200 1800 2900 4800 6000	2G 11	-	225 315 415 535 575

Diode of hight emission

	Descripción	Potencia W	Ra	Flujo luminoso (lm)	Portalámparas	ø mm.	L mm
	Light emitting diode	-	-	-	GU 5,3	51	-

Glow discharge

	Descripción	Potencia W	Ra	Flujo luminoso (lm)	Portalámparas	ø mm.	L mm
	Bipin Metal Halide lamp	35 70 150 250	1A/1B	3300 6600 12700 23000	G12	20 20 20 23	100 100 110 130

IP Code

In agreement with the norm EN 60598-1, the luminaires are classified according to the derived protection of its constructive elements. The nomenclature comes symbolised by the letters IP followed of three figures, although the two first ones are indicated.



1st figure	2nd figure
Protection of the material against the filtration of solid elements and dust, as well as to the people in respect to the tension of the components of the luminaire.	Protection of the material to the penetration of liquid.
0 - Not protected.	0 - Not protected.
1 - Protection against solid bodies bigger than 50 mm.	1 - Protected against steady dripping.
2 - Protection against solid bodies bigger than 12 mm.	2 - Protected against falling water to a maximum 15°.
3 - Protection against solid bodies bigger than 2,50 mm.	3 - Protected against rain.
4 - Protection against solid bodies bigger than 1 mm.	4 - Protected against sprays.
5 - Protection against the dust.	5 - Protected against water jets.
6 - Complete protection against the dust.	6 - Protected against waves.
	7 - Water-tight immersion.
	8 - Water-tight against immersion.

IK Code

Code system which indicates the degree of protection given by a body and the protector against harmful mechanic impacts.

Código IK	IK00	IK01	IK02	IK03	IK04	IK05	IK06	IK07	IK08	IK09	IK10
Impact energy (J)	●	0,15	0,2	0,35	0,5	0,7	1	2	5	10	20

→ IK 09

● Not protected

Standard colors and finish

The colored squares placed before the code, indicate the standard finish of each reference.

- White RAL 9010 / RAL 9016
- Grey RAL 7037 / RAL 9006
- Black RAL 9011 / RAL 9005
- White/Black
- Black + Texturised White
- Anthracite RAL 7021
- Anthracite + Black
- Texturised Graphite
- Texturised yellow RAL 1021
- Orange RAL 2008
- Silver Metallized
- Copper Metallized
- Steinless steel
- Chrome
- Anodized
- Anodized + black

Special colors

Different colors from the ones settled on the price list are considered as **special executions.** Enquire for price and delivery time.
When applied, there may be small differences between the original colors and those obtained on certain final products.

Color temperature

Color	Color Temperature
Cool White	5000 K
Neutral White	4000 K
Warm White	3000 K
Very Warm White	2700 K
Tunnable White	2700 - 6500 K

Optics

The optics enable us to control the direction of the luminous flux. It is essential to use the best materials to ensure minimal loss of luminous flux, and minimal color distortion.

Optic.	△
Superspot (SSP)	0º - 9º
Spot (SP)	10º - 19º
Medium Flood (MFL)	20º - 29º
Flood (FL)	30º - 39º
Wide Flood (WFL)	40º - 69º
Very wide Flood (VWFL)	>70º
Eliptical	12º x 30º
Street	-

Ref.	Plazo	Descripción	P.
100 DOMO 220			
10041000	••	DOMO 220 G2 2000 WW	50
10041010	••	DOMO 220 G2 2000 NW	50
10041020	••	DOMO 220 G2 3000 WW	50
10041030	••	DOMO 220 G2 3000 NW	50
10041040	••	DOMO 220 G2 4000 WW	50
10041050	••	DOMO 220 G2 4000 NW	50
10041100	••	DOMO 220 G2 TRIM 2000 WW	51
10041110	••	DOMO 220 G2 TRIM 3000 WW	51
10041120	••	DOMO 220 G2 TRIM 4000 WW	51
10041130	••	DOMO 220 G2 ASYM 2000 WW	51
10041140	••	DOMO 220 G2 ASYM 3000 WW	51
10041150	••	DOMO 220 G2 ASYM 4000 WW	51
10041200	••	DOMO SQ G2 2000 WW	52
10041210	••	DOMO SQ G2 2000 NW	52
10041220	••	DOMO SQ G2 3000 WW	52
10041230	••	DOMO SQ G2 3000 NW	52
10041240	••	DOMO SQ G2 4000 WW	52
10041250	••	DOMO SQ G2 4000 NW	52
10081000	••	DOMO 220 G2 2000 WW DALI	50
10081010	••	DOMO 220 G2 2000 NW DALI	50
10081020	••	DOMO 220 G2 3000 WW DALI	50
10081030	••	DOMO 220 G2 3000 NW DALI	50
10081040	••	DOMO 220 G2 4000 WW DALI	50
10081050	••	DOMO 220 G2 4000 NW DALI	50
10081100	••	DOMO 220 G2 TRIM 2000 WW DALI	51
10081110	••	DOMO 220 G2 TRIM 3000 WW DALI	51
10081120	••	DOMO 220 G2 TRIM 4000 WW DALI	51
10081130	••	DOMO 220 G2 ASYM 2000 WW DALI	51
10081140	••	DOMO 220 G2 ASYM 3000 WW DALI	51
10081150	••	DOMO 220 G2 ASYM 4000 WW DALI	51
10081200	••	DOMO SQ G2 2000 WW DALI	52
10081210	••	DOMO SQ G2 2000 NW DALI	52
10081220	••	DOMO SQ G2 3000 WW DALI	52
10081230	••	DOMO SQ G2 3000 NW DALI	52
10081240	••	DOMO SQ G2 4000 WW DALI	52
10081250	••	DOMO SQ G2 4000 NW DALI	52
101 KOMBIC SUPERFICIE			
10100900	••	KOMBIC SUR ACC. DECO COVER	125
10141000	••	KOMBIC SUR 2000 WW WH.	125
10141002	••	KOMBIC SUR 2000 WW BK.	125
10141010	••	KOMBIC SUR 2000 NW WH.	125
10141012	••	KOMBIC SUR 2000 NW BK.	125
10141020	••	KOMBIC SUR 3000 WW WH.	125
10141022	••	KOMBIC SUR 3000 WW BK.	125
10141030	••	KOMBIC SUR 3000 NW WH.	125
10141032	••	KOMBIC SUR 3000 NW BK.	125
10141040	••	KOMBIC SUR 4000 WW WH.	125
10141042	••	KOMBIC SUR 4000 WW BK.	125
10141050	••	KOMBIC SUR 4000 NW WH.	125
10141052	••	KOMBIC SUR 4000 NW BK.	125
102 BAZZ / BAZZ AIR			
10200903	•	BAZZ AIR ACC. CONT LINE JOINT	365
10200913	•	BAZZ ACC. 1M REC BOX	365
10200923	•	BAZZ ACC. 2M REC BOX	364
10241002	•••	BAZZ REC SYM 1M 2100 WW	364
10241012	•••	BAZZ REC SYM 1M 2100 NW	364
10241022	•••	BAZZ REC SYM 1M 4200 WW	364
10241032	•••	BAZZ REC SYM 1M 4200 NW	364
10241042	•••	BAZZ REC SYM 1M RGBW	364
10241052	•••	BAZZ REC SYM 2M 4200 WW	364
10241062	•••	BAZZ REC SYM 2M 4200 NW	364
10241072	•••	BAZZ REC SYM 2M 8100 WW	364
10241082	•••	BAZZ REC SYM 2M 8100 NW	364
10241092	•••	BAZZ REC SYM 2M RGBW	364
10241102	•••	BAZZ REC ASYM 1M 2100 WW	364
10241112	•••	BAZZ REC ASYM 1M 2100 NW	364
10241122	•••	BAZZ REC ASYM 1M 4200 WW	364
10241132	•••	BAZZ REC ASYM 1M 4200 NW	364
10241142	•••	BAZZ REC ASYM 1M RGBW	364
10241152	•••	BAZZ REC ASYM 2M 4200 WW	364
10241162	•••	BAZZ REC ASYM 2M 4200 NW	364
10241172	•••	BAZZ REC ASYM 2M 8100 WW	364
10241182	•••	BAZZ REC ASYM 2M 8100 NW	364
10241192	•••	BAZZ REC ASYM 2M RGBW	364
10241202	•••	BAZZ REC OPAL 1M 4200 WW	365
10241212	•••	BAZZ REC OPAL 1M 4200 NW	365
10241232	•••	BAZZ REC OPAL 2M 8100 WW	365
10241242	•••	BAZZ REC OPAL 2M 8100 NW	365
10241302	•••	BAZZ AIR SYM 1M 2100 WW BK.	366
10241312	•••	BAZZ AIR SYM 1M 2100 NW BK.	366
10241322	•••	BAZZ AIR SYM 1M 4200 WW BK.	366
10241332	•••	BAZZ AIR SYM 1M 4200 NW BK.	366
10241342	•••	BAZZ AIR SYM 1M RGBW BK.	366
10241352	•••	BAZZ AIR SYM 2M 4200 WW BK.	366
10241362	•••	BAZZ AIR SYM 2M 4200 NW BK.	366
10241372	•••	BAZZ AIR SYM 2M 8100 WW BK.	366
10241382	•••	BAZZ AIR SYM 2M 8100 NW BK.	366
10241392	•••	BAZZ AIR SYM 2M RGBW BK.	366
10241402	•••	BAZZ AIR ASYM 1M 2100 WW BK.	366
10241412	•••	BAZZ AIR ASYM 1M 2100 NW BK.	366
10241422	•••	BAZZ AIR ASYM 1M 4200 WW BK.	366
10241432	•••	BAZZ AIR ASYM 1M 4200 NW BK.	366
10241442	•••	BAZZ AIR ASYM 1M RGBW BK.	366
10241452	•••	BAZZ AIR ASYM 2M 4200 WW BK.	366
10241462	•••	BAZZ AIR ASYM 2M 4200 NW BK.	366
10241472	•••	BAZZ AIR ASYM 2M 8100 WW BK.	366
10241482	•••	BAZZ AIR ASYM 2M 8100 NW BK.	366
10241492	•••	BAZZ AIR ASYM 2M RGBW BK.	366
10241502	•••	BAZZ AIR OPAL 1M 4200 WW BK.	367
10241512	•••	BAZZ AIR OPAL 1M 4200 NW BK.	367
10241532	•••	BAZZ AIR OPAL 2M 8100 WW BK.	367
10241542	•••	BAZZ AIR OPAL 2M 8100 NW BK.	367
10241602	•••	BAZZ REC WASH 1M 4200 WW	365
10241612	•••	BAZZ REC WASH 1M 4200 NW	365
10241622	•••	BAZZ REC WASH 2M 8100 WW	365
10241632	•••	BAZZ REC WASH 2M 8100 NW	365
10241702	•••	BAZZ AIR WASH 1M 4200 WW BK.	367
10241712	•••	BAZZ AIR WASH 1M 4200 NW BK.	367
10241722	•••	BAZZ AIR WASH 2M 8100 WW BK.	367
10241732	•••	BAZZ AIR WASH 2M 8100 NW BK.	367
103 SETI			
10341002	•••	SETI SOFT IND 500 WW BK.	308
10341004	•••	SETI SOFT IND 500 WW ANT.	308
10341012	•••	SETI SOFT DB 500 WW BK.	308
10341014	•••	SETI SOFT DB 500 WW ANT.	308
10341022	•••	SETI SOFT IND 900 WW BK.	308
10341024	•••	SETI SOFT IND 900 WW ANT.	308
10341032	•••	SETI SOFT DB 900 WW BK.	308
10341034	•••	SETI SOFT DB 900 WW ANT.	308
10341042	•••	SETI SOFT IND 1200 WW BK.	308
10341044	•••	SETI SOFT IND 1200 WW ANT.	308
10341052	•••	SETI SOFT DB 1200 WW BK.	308
10341054	•••	SETI SOFT DB 1200 WW ANT.	308
10341102	•••	SETI SPOT IND 500 WW BK.	309
10341104	•••	SETI SPOT IND 500 WW ANT.	309
10341112	•••	SETI SPOT DB 500 WW BK.	309
10341114	•••	SETI SPOT DB 500 WW ANT.	309
10341122	•••	SETI SPOT IND 900 WW BK.	309
10341124	•••	SETI SPOT IND 900 WW ANT.	309
10341132	•••	SETI SPOT DB 900 WW BK.	309
10341134	•••	SETI SPOT DB 900 WW ANT.	309
10341142	•••	SETI SPOT IND 1200 WW BK.	309
10341144	•••	SETI SPOT IND 1200WW ANT.	309
10341152	•••	SETI SPOT DB 1200 WW BK.	309
10341154	•••	SETI SPOT DB 1200 WW ANT.	309
104 STORMBELL			
10400100	••	STORMBELL ACC. BELL WH.	111
10400102	••	STORMBELL ACC. BELL BK.	111
10400120	••	STORMBELL ACC. BELL OPAL	111
10400132	••	STORMBELL ACC. HONEYCOMB GRILLE	111
10400140	••	STORMBELL ACC. TRANS GLASS	111
10400150	••	STORMBELL ACC. OPAL GLASS	111
10440000	••	STORMBELL DECO 3000 NW FL WH.	110
10440001	••	STORMBELL 3000 NW FL WH.	110
10440002	••	STORMBELL DECO 3000 NW FL BK.	110
10440010	••	STORMBELL DECO 3000 NW WFL WH.	110
10440011	••	STORMBELL 3000 NW WFL WH.	110
10440012	••	STORMBELL DECO 3000 NW WFL BK.	110
10440020	••	STORMBELL DECO 5000 NW FL WH.	110
10440021	••	STORMBELL 5000 NW FL WH.	110
10440022	••	STORMBELL DECO 5000 NW FL BK.	110
10440030	••	STORMBELL DECO 5000 NW WFL WH.	110
10440031	••	STORMBELL 5000 NW WFL WH.	110
10440032	••	STORMBELL DECO 5000 NW WFL BK.	110
10441000	••	STORMBELL DECO 3000 WW FL WH.	110
10441001	••	STORMBELL 3000 WW FL WH.	110
10441002	••	STORMBELL DECO 3000 WW FL BK.	110
10441010	••	STORMBELL DECO 3000 WW WFL WH.	110
10441011	••	STORMBELL 3000 WW WFL WH.	110
10441012	••	STORMBELL DECO 3000 WW WFL BK.	110
10441020	••	STORMBELL DECO 5000 WW FL WH.	110
10441021	••	STORMBELL 5000 WW FL WH.	110
10441022	••	STORMBELL DECO 5000 WW FL BK.	110
10441030	••	STORMBELL DECO 5000 WW WFL WH.	110
10441031	••	STORMBELL 5000 WW WFL WH.	110
10441032	••	STORMBELL DECO 5000 WW WFL BK.	110

Ref.	Plazo	Descripción	P.
105 MUN			
10540000	•••	MUN LIGHT SUR Ø780 6700 NW WH.	100
10540002	•••	MUN LIGHT SUR Ø780 6700 NW GRH.	100
10540010	•••	MUN LIGHT SUR Ø480 2500 NW WH.	100
10540012	•••	MUN LIGHT SUR Ø480 2500 NW GRH.	100
10540020	•••	MUN LIGHT SUR Ø300 1000 NW WH.	100
10540022	•••	MUN LIGHT SUR Ø300 1000 NW GRH.	100
10540030	•••	MUN LIGHT SUR Ø480 4000 NW WH.	100
10540032	•••	MUN LIGHT SUR Ø480 4000 NW GRH.	100
10540040	•••	MUN LIGHT SUR Ø300 3000 NW WH.	100
10540042	•••	MUN LIGHT SUR Ø300 3000 NW GRH.	100
10540050	•••	MUN LIGHT SUS Ø780 6700 NW WH.	101
10540052	•••	MUN LIGHT SUS Ø780 6700 NW GRH.	101
10540060	•••	MUN LIGHT SUS Ø480 4000 NW WH.	101
10540062	•••	MUN LIGHT SUS Ø480 4000 NW GRH.	101
10540070	•••	MUN LIGHT SUS Ø480 2500 NW WH.	101
10540072	•••	MUN LIGHT SUS Ø480 2500 NW GRH.	101
10540080	•••	MUN LIGHT SUS Ø300 3000 NW WH.	101
10540082	•••	MUN LIGHT SUS Ø300 3000 NW GRH.	101
10540090	•••	MUN LIGHT SUS Ø300 1000 NW WH.	101
10540092	•••	MUN LIGHT SUS Ø300 1000 NW GRH.	101
10540100	•••	MUN DARK Ø300 NW WH.	181
10540102	•••	MUN DARK Ø300 NW GRH.	181
10540110	•••	MUN DARK Ø180 NW WH.	181
10540112	•••	MUN DARK Ø180 NW GRH.	181
10540120	•••	MUN DARK Ø120 NW WH.	181
10540122	•••	MUN DARK Ø120 NW GRH.	181
10541000	•••	MUN LIGHT SUR Ø780 6700 WW WH.	100
10541002	•••	MUN LIGHT SUR Ø780 6700 WW GRH.	100
10541010	•••	MUN LIGHT SUR Ø480 2500 WW WH.	100
10541012	•••	MUN LIGHT SUR Ø480 2500 WW GRH.	100
10541020	•••	MUN LIGHT SUR Ø300 1000 WW WH.	100
10541022	•••	MUN LIGHT SUR Ø300 1000 WW GRH.	100
10541030	•••	MUN LIGHT SUR Ø480 4000 WW WH.	100
10541032	•••	MUN LIGHT SUR Ø480 4000 WW GRH.	100
10541040	•••	MUN LIGHT SUR Ø300 3000 WW WH.	100
10541042	•••	MUN LIGHT SUR Ø300 3000 WW GRH.	100
10541050	•••	MUN LIGHT SUS Ø780 6700 WW WH.	101
10541052	•••	MUN LIGHT SUS Ø780 6700 WW GRH.	101
10541060	•••	MUN LIGHT SUS Ø480 4000 WW WH.	101
10541062	•••	MUN LIGHT SUS Ø480 4000 WW GRH.	101
10541070	•••	MUN LIGHT SUS Ø480 2500 WW WH.	101
10541072	•••	MUN LIGHT SUS Ø480 2500 WW GRH.	101
10541080	•••	MUN LIGHT SUS Ø300 3000 WW WH.	101
10541082	•••	MUN LIGHT SUS Ø300 3000 WW GRH.	101
10541090	•••	MUN LIGHT SUS Ø300 1000 WW WH.	101
10541092	•••	MUN LIGHT SUS Ø300 1000 WW GRH.	101
10541100	•••	MUN DARK Ø300 WW WH.	181
10541102	•••	MUN DARK Ø300 WW GRH.	181
10541110	•••	MUN DARK Ø180 WW WH.	181
10541112	•••	MUN DARK Ø180 WW GRH.	181
10541120	•••	MUN DARK Ø120 WW WH.	181
10541122	•••	MUN DARK Ø120 WW GRH.	181
108 IMAG G2			
10803040	••	IMAG G2 AC TRACK 2000 WW MFL WH.	162
10803042	••	IMAG G2 AC TRACK 2000 WW MFL GRH.	162
10803050	••	IMAG G2 AC TRACK 2000 WW FL WH.	162
10803052	••	IMAG G2 AC TRACK 2000 WW FL GRH.	162
10803070	••	IMAG G2 AC TRACK 3000 WW MFL WH.	162
10803072	••	IMAG G2 AC TRACK 3000 WW MFL GRH.	162
10803080	••	IMAG G2 AC TRACK 3000 WW FL WH.	162
10803082	••	IMAG G2 AC TRACK 3000 WW FL GRH.	162
10804040	••	IMAG G2 AC TRACK 2000 NW MFL WH.	162
10804042	••	IMAG G2 AC TRACK 2000 NW MFL GRH.	162
10804050	••	IMAG G2 AC TRACK 2000 NW FL WH.	162
10804052	••	IMAG G2 AC TRACK 2000 NW FL GRH.	162
10804070	••	IMAG G2 AC TRACK 3000 NW MFL WH.	162
10804072	••	IMAG G2 AC TRACK 3000 NW MFL GRH.	162
10804080	••	IMAG G2 AC TRACK 3000 NW FL WH.	162
10804082	••	IMAG G2 AC TRACK 3000 NW FL GRH.	162
10843030	••	IMAG G2 TRACK 2000 WW SP WH.	160
10843032	••	IMAG G2 TRACK 2000 WW SP GRH.	160
10843040	••	IMAG G2 TRACK 2000 WW MFL WH.	160
10843042	••	IMAG G2 TRACK 2000 WW MFL GRH.	160
10843050	••	IMAG G2 TRACK 2000 WW FL WH.	160
10843052	••	IMAG G2 TRACK 2000 WW FL GRH.	160
10843060	••	IMAG G2 TRACK 3000 WW SP WH.	160
10843062	••	IMAG G2 TRACK 3000 WW SP GRH.	160
10843070	••	IMAG G2 TRACK 3000 WW MFL WH.	160
10843072	••	IMAG G2 TRACK 3000 WW MFL GRH.	160
10843080	••	IMAG G2 TRACK 3000 WW FL WH.	160
10843082	••	IMAG G2 TRACK 3000 WW FL GRH.	160
10843090	••	IMAG G2 TRACK 4000 WW SP WH.	160
10843092	••	IMAG G2 TRACK 4000 WW SP GRH.	160

Ref.	Plazo	Descripción	P.
10843100	••	IMAG G2 TRACK 4000 WW MFL WH.	160
10843102	••	IMAG G2 TRACK 4000 WW MFL GRH.	160
10843110	••	IMAG G2 TRACK 4000 WW FL WH.	160
10843112	••	IMAG G2 TRACK 4000 WW FL GRH.	160
10843260	••	IMAG G2 TRACK 5000 WW SP WH.	160
10843262	••	IMAG G2 TRACK 5000 WW SP GRH.	160
10843270	••	IMAG G2 TRACK 5000 WW MFL WH.	160
10843272	••	IMAG G2 TRACK 5000 WW MFL GRH.	160
10843280	••	IMAG G2 TRACK 5000 WW FL WH.	160
10843282	••	IMAG G2 TRACK 5000 WW FL GRH.	160
10843330	••	IMAG G2 SUR 2000 WW SP WH.	161
10843332	••	IMAG G2 SUR 2000 WW SP GRH.	161
10843340	••	IMAG G2 SUR 2000 WW MFL WH.	161
10843342	••	IMAG G2 SUR 2000 WW MFL GRH.	161
10843350	••	IMAG G2 SUR 2000 WW FL WH.	161
10843352	••	IMAG G2 SUR 2000 WW FL GRH	161
10843360	••	IMAG G2 SUR 3000 WW SP WH.	161
10843362	••	IMAG G2 SUR 3000 WW SP GRH.	161
10843370	••	IMAG G2 SUR 3000 WW MFL WH.	161
10843372	••	IMAG G2 SUR 3000 WW MFL GRH.	161
10843380	••	IMAG G2 SUR 3000 WW FL WH.	161
10843382	••	IMAG G2 SUR 3000 WW FL GRH	161
10843390	••	IMAG G2 SUR 4000 WW SP WH.	161
10843392	••	IMAG G2 SUR 4000 WW SP GRH.	161
10843400	••	IMAG G2 SUR 4000 WW MFL WH.	161
10843402	••	IMAG G2 SUR 4000 WW MFL GRH.	161
10843410	••	IMAG G2 SUR 4000 WW FL WH.	161
10843412	••	IMAG G2 SUR 4000 WW FL GRH.	161
10843420	••	IMAG G2 SUR 5000 WW SP WH.	161
10843422	••	IMAG G2 SUR 5000 WW SP GRH.	161
10843430	••	IMAG G2 SUR 5000 WW MFL WH.	161
10843432	••	IMAG G2 SUR 5000 WW MFL GRH.	161
10843440	••	IMAG G2 SUR 5000 WW FL WH.	161
10843442	••	IMAG G2 SUR 5000 WW FL GRH.	161
10843510	••	IMAG G2 TRACK 2000 WW WFL WH.	160
10843512	••	IMAG G2 TRACK 2000 WW WFL GRH.	160
10843530	••	IMAG G2 TRACK 3000 WW WFL WH.	160
10843532	••	IMAG G2 TRACK 3000 WW WFL GRH.	160
10843550	••	IMAG G2 TRACK 4000 WW WFL WH.	160
10843552	••	IMAG G2 TRACK 4000 WW WFL GRH.	160
10843560	••	IMAG G2 TRACK 5000 WW WFL WH.	160
10843562	••	IMAG G2 TRACK 5000 WW WFL GRH.	160
10843610	••	IMAG G2 SUR 2000 WW WFL WH.	161
10843612	••	IMAG G2 SUR 2000 WW WFL GRH.	161
10843620	••	IMAG G2 SUR 3000 WW WFL WH.	161
10843622	••	IMAG G2 SUR 3000 WW WFL GRH.	161
10843630	••	IMAG G2 SUR 4000 WW WFL WH.	161
10843632	••	IMAG G2 SUR 4000 WW WFL GRH.	161
10843640	••	IMAG G2 SUR 5000 WW WFL WH.	161
10843642	••	IMAG G2 SUR 5000 WW WFL GRH.	161
10844030	••	IMAG G2 TRACK 2000 NW SP WH.	160
10844032	••	IMAG G2 TRACK 2000 NW SP GRH.	160
10844040	••	IMAG G2 TRACK 2000 NW MFL WH.	160
10844042	••	IMAG G2 TRACK 2000 NW MFL GRH.	160
10844050	••	IMAG G2 TRACK 2000 NW FL WH.	160
10844052	••	IMAG G2 TRACK 2000 NW FL GRH.	160
10844060	••	IMAG G2 TRACK 3000 NW SP WH.	160
10844062	••	IMAG G2 TRACK 3000 NW SP GRH.	160
10844070	••	IMAG G2 TRACK 3000 NW MFL WH.	160
10844072	••	IMAG G2 TRACK 3000 NW MFL GRH.	160
10844080	••	IMAG G2 TRACK 3000 NW FL WH.	160
10844082	••	IMAG G2 TRACK 3000 NW FL GRH.	160
10844090	••	IMAG G2 TRACK 4000 NW SP WH.	160
10844092	••	IMAG G2 TRACK 4000 NW SP GRH.	160
10844100	••	IMAG G2 TRACK 4000 NW MFL WH.	160
10844102	••	IMAG G2 TRACK 4000 NW MFL GRH.	160
10844110	••	IMAG G2 TRACK 4000 NW FL WH	160
10844112	••	IMAG G2 TRACK 4000 NW FL GRH	160
10844260	••	IMAG G2 TRACK 5000 NW SP WH.	160
10844262	••	IMAG G2 TRACK 5000 NW SP GRH.	160
10844270	••	IMAG G2 TRACK 5000 NW MFL WH.	160
10844272	••	IMAG G2 TRACK 5000 NW MFL GRH.	160
10844280	••	IMAG G2 TRACK 5000 NW FL WH.	160
10844282	••	IMAG G2 TRACK 5000 NW FL GRH.	160
10844330	••	IMAG G2 SUR 2000 NW SP WH.	161
10844332	••	IMAG G2 SUR 2000 NW SP GRH.	161
10844340	••	IMAG G2 SUR 2000 NW MFL WH.	161
10844342	••	IMAG G2 SUR 2000 NW MFL GRH.	161
10844350	••	IMAG G2 SUR 2000 NW FL WH.	161
10844352	••	IMAG G2 SUR 2000 NW FL GRH.	161
10844360	••	IMAG G2 SUR 3000 NW SP WH.	161
10844362	••	IMAG G2 SUR 3000 NW SP GRH.	161
10844370	••	IMAG G2 SUR 3000 NW MFL WH.	161
10844372	••	IMAG G2 SUR 3000 NW MFL GRH.	161

Ref.	Plazo	Descripción	P.
10844380	••	IMAG G2 SUR 3000 NW FL WH	161
10844382	••	IMAG G2 SUR 3000 NW FL GRH	161
10844390	••	IMAG G2 SUR 4000 NW SP WH.	161
10844392	••	IMAG G2 SUR 4000 NW SP GRH.	161
10844400	••	IMAG G2 SUR 4000 NW MFL WH.	161
10844402	••	IMAG G2 SUR 4000 NW MFL GRH.	161
10844410	••	IMAG G2 SUR 4000 NW FL WH	161
10844412	••	IMAG G2 SUR 4000 NW FL GRH	161
10844420	••	IMAG G2 SUR 5000 NW SP WH.	161
10844422	••	IMAG G2 SUR 5000 NW SP GRH.	161
10844430	••	IMAG G2 SUR 5000 NW MFL WH.	161
10844432	••	IMAG G2 SUR 5000 NW MFL GRH.	161
10844440	••	IMAG G2 SUR 5000 NW FL WH.	161
10844442	••	IMAG G2 SUR 5000 NW FL GRH.	161
10844510	••	IMAG G2 TRACK 2000 NW WFL WH.	160
10844512	••	IMAG G2 TRACK 2000 NW WFL GRH.	160
10844530	••	IMAG G2 TRACK 3000 NW WFL WH.	160
10844532	••	IMAG G2 TRACK 3000 NW WFL GRH.	160
10844550	••	IMAG G2 TRACK 4000 NW WFL WH.	160
10844552	••	IMAG G2 TRACK 4000 NW WFL GRH.	160
10844560	••	IMAG G2 TRACK 5000 NW WFL WH.	160
10844562	••	IMAG G2 TRACK 5000 NW WFL GRH.	160
10844610	••	IMAG G2 SUR 2000 NW WFL WH.	161
10844612	••	IMAG G2 SUR 2000 NW WFL GRH.	161
10844620	••	IMAG G2 SUR 3000 NW WFL WH.	161
10844622	••	IMAG G2 SUR 3000 NW WFL GRH.	161
10844630	••	IMAG G2 SUR 4000 NW WFL WH.	161
10844632	••	IMAG G2 SUR 4000 NW WFL GRH.	161
10844640	••	IMAG G2 SUR 5000 NW WFL WH.	161
10844642	••	IMAG G2 SUR 5000 NW WFL GRH.	161
147 FIL + / FIL + TECH			
14740000	••	FIL + LED CORNER OPAL SUS 1300 NW WH.	230
14740003	••	FIL + LED CORNER OPAL SUS 1300 NW GR.	230
14740010	••	FIL + LED CORNER OPAL SUS 2200 NW WH.	230
14740013	••	FIL + LED CORNER OPAL SUS 2200 NW GR.	230
14740100	••	FIL + LED CORNER OPAL REC 1300 NW WH.	231
14740103	••	FIL + LED CORNER OPAL REC 1300 NW GR.	231
14740110	••	FIL + LED CORNER OPAL REC 2200 NW WH.	231
14740113	••	FIL + LED CORNER OPAL REC 2200 NW GR.	231
14740200	••	FIL + LED TECH ASYM SUS 1M 1600 NW WH.	235
14740203	••	FIL + LED TECH ASYM SUS 1M 1600 NW GR.	235
14740210	••	FIL + LED TECH ASYM SUS 1M 3200 NW WH.	235
14740213	••	FIL + LED TECH ASYM SUS 1M 3200 NW GR.	235
14740220	••	FIL + LED TECH ASYM SUS 2M 3200 NW WH.	235
14740223	••	FIL + LED TECH ASYM SUS 2M 3200 NW GR.	235
14740230	••	FIL + LED TECH ASYM SUS 2M 6400 NW WH.	235
14740233	••	FIL + LED TECH ASYM SUS 2M 6400 NW GR.	235
14740300	••	FIL + LED TECH ASYM REC 1M 1600 NW WH.	235
14740303	••	FIL + LED TECH ASYM REC 1M 1600 NW GR.	235
14740310	••	FIL + LED TECH ASYM REC 1M 3200 NW WH.	235
14740313	••	FIL + LED TECH ASYM REC 1M 3200 NW GR.	235
14740320	••	FIL + LED TECH ASYM REC 2M 3200 NW WH.	235
14740323	••	FIL + LED TECH ASYM REC 2M 3200 NW GR.	235
14740330	••	FIL + LED TECH ASYM REC 2M 6400 NW WH.	235
14740333	••	FIL + LED TECH ASYM REC 2M 6400 NW GR.	235
14740400	•	FIL LED G2 OPAL SUS 3000 NW WH.	216
14740403	•	FIL LED G2 OPAL SUS 3000 NW GR.	216
14740410	•	FIL LED G2 OPAL SUS 4600 NW WH.	216
14740413	•	FIL LED G2 OPAL SUS 4600 NW GR.	216
14740420	•	FIL LED G2 OPAL SUS 6000 NW WH.	216
14740423	•	FIL LED G2 OPAL SUS 6000 NW GR.	216
14740430	•	FIL LED G2 OPAL SUS 9200 NW WH.	216
14740433	•	FIL LED G2 OPAL SUS 9200 NW GR.	216
14740450	••	FIL LED G2 PRISM SUS 3000 NW WH.	217
14740453	••	FIL LED G2 PRISM SUS 3000 NW GR.	217
14740460	••	FIL LED G2 PRISM SUS 4600 NW WH.	217
14740463	••	FIL LED G2 PRISM SUS 4600 NW GR.	217
14740470	••	FIL LED G2 PRISM SUS 6000 NW WH.	217
14740473	••	FIL LED G2 PRISM SUS 6000 NW GR.	217
14740480	••	FIL LED G2 PRISM SUS 9200 NW WH.	217
14740483	••	FIL LED G2 PRISM SUS 9200 NW GR.	217
14740500	••	FIL LED G2 OPAL REC 3000 NW WH.	216
14740503	••	FIL LED G2 OPAL REC 3000 NW GR.	216
14740510	••	FIL LED G2 OPAL REC 4600 NW WH.	216
14740513	••	FIL LED G2 OPAL REC 4600 NW GR.	216
14740520	••	FIL LED G2 OPAL REC 6000 NW WH.	216
14740523	••	FIL LED G2 OPAL REC 6000 NW GR.	216
14740530	••	FIL LED G2 OPAL REC 9200 NW WH.	216
14740533	••	FIL LED G2 OPAL REC 9200 NW GR.	216
14740550	••	FIL LED G2 PRISM REC 3000 NW WH.	217
14740553	••	FIL LED G2 PRISM REC 3000 NW GR.	217
14740560	••	FIL LED G2 PRISM REC 4600 NW WH.	217
14740563	••	FIL LED G2 PRISM REC 4600 NW GR.	217
14740570	••	FIL LED G2 PRISM REC 6000 NW WH.	217

Ref.	Plazo	Descripción	P.
14740573	••	FIL LED G2 PRISM REC 6000 NW GR.	217
14740580	••	FIL LED G2 PRISM REC 9200 NW WH.	217
14740583	••	FIL LED G2 PRISM REC 9200 NW GR.	217
14740600	••	FIL + LED PRISM SUS 2600 NW WH.	232
14740603	••	FIL + LED PRISM SUS 2600 NW GR.	232
14740610	••	FIL + LED PRISM SUS 4400 NW WH.	232
14740613	••	FIL + LED PRISM SUS 4400 NW GR.	232
14740620	••	FIL + LED PRISM SUS 3900 NW WH.	232
14740623	••	FIL + LED PRISM SUS 3900 NW GR.	232
14740630	••	FIL + LED PRISM SUS 6600 NW WH.	232
14740633	••	FIL + LED PRISM SUS 6600 NW GR.	232
14740700	••	FIL + LED PRISM REC 2600 NW WH.	232
14740703	••	FIL + LED PRISM REC 2600 NW GR.	232
14740710	••	FIL + LED PRISM REC 4400 NW WH.	232
14740713	••	FIL + LED PRISM REC 4400 NW GR.	232
14740720	••	FIL + LED PRISM REC 3900 NW WH.	232
14740723	••	FIL + LED PRISM REC 3900 NW GR.	232
14740730	••	FIL + LED PRISM REC 6600 NW WH.	232
14740733	••	FIL + LED PRISM REC 6600 NW GR.	232
14741000	••	FIL + LED CORNER OPAL SUS 1300 WW WH.	230
14741003	••	FIL + LED CORNER OPAL SUS 1300 WW GR.	230
14741010	••	FIL + LED CORNER OPAL SUS 2200 WW WH.	230
14741013	••	FIL + LED CORNER OPAL SUS 2200 WW GR.	230
14741100	••	FIL + LED CORNER OPAL REC 1300 WW WH.	231
14741103	••	FIL + LED CORNER OPAL REC 1300 WW GR.	231
14741110	••	FIL + LED CORNER OPAL REC 2200 WW WH.	231
14741113	••	FIL + LED CORNER OPAL REC 2200 WW GR.	231
14741200	••	FIL + LED TECH ASYM SUS 1M 1600 WW WH.	235
14741203	••	FIL + LED TECH ASYM SUS 1M 1600 WW GR.	235
14741210	••	FIL + LED TECH ASYM SUS 1M 3200 WW WH.	235
14741213	••	FIL + LED TECH ASYM SUS 1M 3200 WW GR.	235
14741220	••	FIL + LED TECH ASYM SUS 2M 3200 WW WH.	235
14741223	••	FIL + LED TECH ASYM SUS 2M 3200 WW GR.	235
14741230	••	FIL + LED TECH ASYM SUS 2M 6400 WW WH.	235
14741233	••	FIL + LED TECH ASYM SUS 2M 6400 WW GR.	235
14741300	••	FIL + LED TECH ASYM REC 1M 1600 WW WH.	235
14741303	••	FIL + LED TECH ASYM REC 1M 1600 WW GR.	235
14741310	••	FIL + LED TECH ASYM REC 1M 3200 WW WH.	235
14741313	••	FIL + LED TECH ASYM REC 1M 3200 WW GR.	235
14741320	••	FIL + LED TECH ASYM REC 2M 3200 WW WH.	235
14741323	••	FIL + LED TECH ASYM REC 2M 3200 WW GR.	235
14741330	••	FIL + LED TECH ASYM REC 2M 6400 WW WH.	235
14741333	••	FIL + LED TECH ASYM REC 2M 6400 WW GR.	235
14741400	•	FIL LED G2 OPAL SUS 3000 WW WH.	216
14741403	•	FIL LED G2 OPAL SUS 3000 WW GR.	216
14741410	•	FIL LED G2 OPAL SUS 4600 WW WH.	216
14741413	•	FIL LED G2 OPAL SUS 4600 WW GR.	216
14741420	•	FIL LED G2 OPAL SUS 6000 WW WH.	216
14741423	•	FIL LED G2 OPAL SUS 6000 WW GR.	216
14741430	•	FIL LED G2 OPAL SUS 9200 WW WH.	216
14741433	•	FIL LED G2 OPAL SUS 9200 WW GR.	216
14741450	••	FIL LED G2 PRISM SUS 3000 WW WH.	217
14741453	••	FIL LED G2 PRISM SUS 3000 WW GR.	217
14741460	••	FIL LED G2 PRISM SUS 4600 WW WH.	217
14741463	••	FIL LED G2 PRISM SUS 4600 WW GR.	217
14741470	••	FIL LED G2 PRISM SUS 6000 WW WH.	217
14741473	••	FIL LED G2 PRISM SUS 6000 WW GR.	217
14741480	••	FIL LED G2 PRISM SUS 9200 WW WH.	217
14741483	••	FIL LED G2 PRISM SUS 9200 WW GR.	217
14741500	••	FIL LED G2 OPAL REC 3000 WW WH.	216
14741503	••	FIL LED G2 OPAL REC 3000 WW GR.	216
14741510	••	FIL LED G2 OPAL REC 4600 WW WH.	216
14741513	••	FIL LED G2 OPAL REC 4600 WW GR.	216
14741520	••	FIL LED G2 OPAL REC 6000 WW WH.	216
14741523	••	FIL LED G2 OPAL REC 6000 WW GR.	216
14741530	••	FIL LED G2 OPAL REC 9200 WW WH.	216
14741533	••	FIL LED G2 OPAL REC 9200 WW GR.	216
14741550	••	FIL LED G2 PRISM REC 3000 WW WH.	217
14741553	••	FIL LED G2 PRISM REC 3000 WW GR.	217
14741560	••	FIL LED G2 PRISM REC 4600 WW WH.	217
14741563	••	FIL LED G2 PRISM REC 4600 WW GR.	217
14741570	••	FIL LED G2 PRISM REC 6000 WW WH.	217
14741573	••	FIL LED G2 PRISM REC 6000 WW GR.	217
14741580	••	FIL LED G2 PRISM REC 9200 WW WH.	217
14741583	••	FIL LED G2 PRISM REC 9200 WW GR.	217
14741600	••	FIL + LED PRISM SUS 2600 WW WH.	231
14741603	••	FIL + LED PRISM SUS 2600 WW GR.	231
14741610	••	FIL + LED PRISM SUS 4400 WW WH.	231
14741613	••	FIL + LED PRISM SUS 4400 WW GR.	231
14741620	••	FIL + LED PRISM SUS 3900 WW WH.	231
14741623	••	FIL + LED PRISM SUS 3900 WW GR.	231
14741630	••	FIL + LED PRISM SUS 6600 WW WH.	231
14741633	••	FIL + LED PRISM SUS 6600 WW GR.	231
14741700	••	FIL + LED PRISM REC 2600 WW WH.	232

Ref.	Plazo	Descripción	P.
14741703	••	FIL + LED PRISM REC 2600 WW GR.	232
14741710	••	FIL + LED PRISM REC 4400 WW WH.	232
14741713	••	FIL + LED PRISM REC 4400 WW GR.	232
14741720	••	FIL + LED PRISM REC 3900 WW WH.	232
14741723	••	FIL + LED PRISM REC 3900 WW GR.	232
14741730	••	FIL + LED PRISM REC 6600 WW WH.	232
14741733	••	FIL + LED PRISM REC 6600 WW GR.	232
14780200	••	FIL + LED TECH ASYM SUS 1M 1600 NW DA WH	235
14780203	••	FIL + LED TECH ASYM SUS 1M 1600 NW DA GR	235
14780210	••	FIL + LED TECH ASYM SUS 1M 3200 NW DA WH	235
14780213	••	FIL + LED TECH ASYM SUS 1M 3200 NW DA GR	235
14780220	••	FIL + LED TECH ASYM SUS 2M 3200 NW DA WH	235
14780223	••	FIL + LED TECH ASYM SUS 2M 3200 NW DA GR	235
14780230	••	FIL + LED TECH ASYM SUS 2M 6400 NW DA WH	235
14780233	••	FIL + LED TECH ASYM SUS 2M 6400 NW DA GR	235
14780300	••	FIL + LED TECH ASYM REC 1M 1600 NW DA WH	235
14780303	••	FIL + LED TECH ASYM REC 1M 1600 NW DA GR	235
14780310	••	FIL + LED TECH ASYM REC 1M 3200 NW DA WH	235
14780313	••	FIL + LED TECH ASYM REC 1M 3200 NW DA GR	235
14780320	••	FIL + LED TECH ASYM REC 2M 3200 NW DA WH	235
14780323	••	FIL + LED TECH ASYM REC 2M 3200 NW DA GR	235
14780330	••	FIL + LED TECH ASYM REC 2M 6400 NW DA WH	235
14780333	••	FIL + LED TECH ASYM REC 2M 6400 NW DA GR	235
14780400	••	FIL LED G2 OPAL SUS 3000 NW DALI WH.	216
14780403	••	FIL LED G2 OPAL SUS 3000 NW DALI GR.	216
14780410	••	FIL LED G2 OPAL SUS 4600 NW DALI WH.	216
14780413	••	FIL LED G2 OPAL SUS 4600 NW DALI GR.	216
14780450	••	FIL LED G2 PRISM SUS 3000 NW DALI WH.	217
14780453	••	FIL LED G2 PRISM SUS 3000 NW DALI GR.	217
14780460	••	FIL LED G2 PRISM SUS 4600 NW DALI WH.	217
14780463	••	FIL LED G2 PRISM SUS 4600 NW DALI GR.	217
14780500	••	FIL LED G2 OPAL REC 3000 NW DALI WH.	216
14780503	••	FIL LED G2 OPAL REC 3000 NW DALI GR.	216
14780510	••	FIL LED G2 OPAL REC 4600 NW DALI WH.	216
14780513	••	FIL LED G2 OPAL REC 4600 NW DALI GR.	216
14780550	••	FIL LED G2 PRISM REC 3000 NW DALI WH.	217
14780553	••	FIL LED G2 PRISM REC 3000 NW DALI GR.	217
14780560	••	FIL LED G2 PRISM REC 4600 NW DALI WH.	217
14780563	••	FIL LED G2 PRISM REC 4600 NW DALI GR.	217
14781200	••	FIL + LED TECH ASYM SUS 1M 1600 WW DA WH	235
14781203	••	FIL + LED TECH ASYM SUS 1M 1600 WW DA GR	235
14781210	••	FIL + LED TECH ASYM SUS 1M 3200 WW DA WH	235
14781213	••	FIL + LED TECH ASYM SUS 1M 3200 WW DA GR	235
14781220	••	FIL + LED TECH ASYM SUS 2M 3200 WW DA WH	235
14781223	••	FIL + LED TECH ASYM SUS 2M 3200 WW DA GR	235
14781230	••	FIL + LED TECH ASYM SUS 2M 6400 WW DA WH	235
14781233	••	FIL + LED TECH ASYM SUS 2M 6400 WW DA GR	235
14781300	••	FIL + LED TECH ASYM REC 1M 1600 WW DA WH	235
14781303	••	FIL + LED TECH ASYM REC 1M 1600 WW DA GR	235
14781310	••	FIL + LED TECH ASYM REC 1M 3200 WW DA WH	235
14781313	••	FIL + LED TECH ASYM REC 1M 3200 WW DA GR	235
14781320	••	FIL + LED TECH ASYM REC 2M 3200 WW DA WH	235
14781323	••	FIL + LED TECH ASYM REC 2M 3200 WW DA GR	235
14781330	••	FIL + LED TECH ASYM REC 2M 6400 WW DA WH	235
14781333	••	FIL + LED TECH ASYM REC 2M 6400 WW DA GR	235
14781400	••	FIL LED G2 OPAL SUS 3000 WW DALI WH.	216
14781403	••	FIL LED G2 OPAL SUS 3000 WW DALI GR.	216
14781410	••	FIL LED G2 OPAL SUS 4600 WW DALI WH.	216
14781413	••	FIL LED G2 OPAL SUS 4600 WW DALI GR.	216
14781450	••	FIL LED G2 PRISM SUS 3000 WW DALI WH.	217
14781453	••	FIL LED G2 PRISM SUS 3000 WW DALI GR.	217
14781460	••	FIL LED G2 PRISM SUS 4600 WW DALI WH.	217
14781463	••	FIL LED G2 PRISM SUS 4600 WW DALI GR.	217
14781500	••	FIL LED G2 OPAL REC 3000 WW DALI WH.	216
14781503	••	FIL LED G2 OPAL REC 3000 WW DALI GR.	216
14781510	••	FIL LED G2 OPAL REC 4600 WW DALI WH.	216
14781513	••	FIL LED G2 OPAL REC 4600 WW DALI GR.	216
14781550	••	FIL LED G2 PRISM REC 3000 WW DALI WH.	217
14781553	••	FIL LED G2 PRISM REC 3000 WW DALI GR.	217
14781560	••	FIL LED G2 PRISM REC 4600 WW DALI WH.	217
14781563	••	FIL LED G2 PRISM REC 4600 WW DALI GR.	217
46 CARRIL			
4600605	••	TRACK ACC. BENDING TOOL	175
4605010	••	TRACK REC 3PH 1M WH.	174
4605020	••	TRACK REC 3PH 2M WH.	174
4605030	••	TRACK REC 3PH 3M WH.	174
4605040	•	TRACK 3PH 3M WH.	174
4605042	•	TRACK 3PH 3M BK.	174
4605043	•	TRACK 3PH 3M GR.	174
4605050	•	TRACK 3PH 2M WH.	174
4605052	•	TRACK 3PH 2M BK.	174
4605053	•	TRACK 3PH 2M GR.	174
4605060	•	TRACK 3PH 1M WH.	174
4605062	•	TRACK 3PH 1M BK.	174

Ref.	Plazo	Descripción	P.
4605063	•	TRACK 3PH 1M GR.	174
4605180	••	TRACK ACC. EXT RIGHT T JOINT WH.	175
4605182	••	TRACK ACC. EXT RIGHT T JOINT BK.	175
4605183	••	TRACK ACC. EXT RIGHT T JOINT GR.	175
4605190	••	TRACK ACC. EXT LEFT T JOINT WH.	175
4605192	••	TRACK ACC. EXT LEFT T JOINT BK.	175
4605193	••	TRACK ACC. EXT LEFT T JOINT GR.	175
4605200	•	TRACK ACC. EXT 90º CORNER WH.	175
4605202	••	TRACK ACC. EXT 90º CORNER BK.	175
4605203	••	TRACK ACC. EXT 90º CORNER GR.	175
4605210	••	TRACK ACC. INT 90º CORNER WH.	175
4605212	••	TRACK ACC. INT 90º CORNER BK.	175
4605213	••	TRACK ACC. INT 90º CORNER GR.	175
4605220	••	TRACK ACC. INT RIGHT T JOINT WH.	175
4605222	••	TRACK ACC. INT RIGHT T JOINT BK.	175
4605223	••	TRACK ACC. INT RIGHT T JOINT GR.	175
4605230	••	TRACK ACC. INT LEFT T JOINT WH.	175
4605232	••	TRACK ACC. INT LEFT T JOINT BK.	175
4605233	••	TRACK ACC. INT LEFT T JOINT GR.	175
4605240	••	TRACK ACC. X JOINT WH.	175
4605242	••	TRACK ACC. X JOINT BK.	175
4605243	••	TRACK ACC. X JOINT GR.	175
4605250	••	TRACK ACC. FLEX CORNER WH.	175
4605252	••	TRACK ACC. FLEX CORNER BK.	175
4605253	••	TRACK ACC. FLEX CORNER GR.	175
4605260	•	TRACK ACC. INTM MAIN SUPPLY WH.	175
4605262	•	TRACK ACC. INTM MAIN SUPPLY BK.	175
4605263	••	TRACK ACC. INTM MAIN SUPPLY GR.	175
4605270	•	TRACK ACC. SRT W/O SPACER JOINT WH.	175
4605272	•	TRACK ACC. SRT W/O SPACER JOINT BK.	175
4605273	•	TRACK ACC. SRT W/O SPACER JOINT GR.	175
4605280	•	TRACK ACC. RIGHT MAIN SUPPLY WH.	175
4605282	•	TRACK ACC. RIGHT MAIN SUPPLY BK.	175
4605283	•	TRACK ACC. RIGHT MAIN SUPPLY GR.	175
4605290	•	TRACK ACC. LEFT MAIN SUPPLY WH.	175
4605292	•	TRACK ACC. LEFT MAIN SUPPLY BK.	175
4605293	•	TRACK ACC. LEFT MAIN SUPPLY GR.	175
4606400	•	TRACK ACC. END COVER WH.	175
4606402	•	TRACK ACC. END COVER BK.	175
4606403	•	TRACK ACC. END COVER GR.	175
4607050	••	TRACK ACC. FI DECO REC COVER WH.	175
4607052	••	EMBELLECEDOR ALIMENTACION FINAL EMP.NG.	175
4607070	••	TRACK ACC. CENT DECO REC COVER WH.	174
4607072	••	TRACK ACC. CENT DECO REC COVER WH.	174
4607080	•	TRACK ACC. SUSP SUPPORT WH.	174
4607082	••	SUSPENSION CARRIL TRIFASICO EMP. NG	174
4607530	•	TRACK ACC. SUR SUPPORT WH.	174
4607532	•	SUSPENSION DIRECTA CARRIL TRIFASICO NG.	174
4608530	•	TRACK ACC. STEEL CABLE 3M WH.	174
4608532	•	TRACK ACC. STEEL CABLE 3M BK.	174
4608590	••	TRACK ACC. RIGID SUSP JOINT WH.	174
4611100	••	TRACK ACC. RIGID SUSP 1M WH.	174
4685010	••	TRACK REC 3PH 1M TRAC PULSE WH.	174
4685020	••	TRACK REC 3PH 2M TRAC PULSE WH.	174
4685030	••	TRACK REC 3PH 3M TRAC PULSE WH.	174
4685040	•	TRACK 3PH 3M TRAC PULSE WH.	174
4685042	•	TRACK 3PH 3M TRAC PULSE BK.	174
4685043	••	TRACK 3PH 3M TRAC PULSE GR.	174
4685050	••	TRACK 3PH 2M TRAC PULSE WH.	174
4685052	••	TRACK 3PH 2M TRAC PULSE BK.	174
4685053	••	TRACK 3PH 2M TRAC PULSE GR.	174
4685060	••	TRACK 3PH 1M TRAC PULSE WH.	174
4685062	••	TRACK 3PH 1M TRAC PULSE BK.	174
4685063	••	TRACK 3PH 1M TRAC PULSE GR.	174
4685200	••	TRACK ACC. EXT 90º CORNER TRAC PULSE WH.	175
4685202	••	TRACK ACC. EXT 90º CORNER TRAC PULSE BK.	175
4685203	••	TRACK ACC. EXT 90º CORNER TRAC PULSE GR.	175
4685210	••	TRACK ACC. INT 90º CORNER TRAC PULSE WH.	175
4685212	••	TRACK ACC. INT 90º CORNER TRAC PULSE BK.	175
4685213	••	TRACK ACC. INT 90º CORNER TRAC PULSE GR.	175
4685260	••	TRACK ACC. INT MAIN SUPPLY TRAC PULSE WH	175
4685262	••	TRACK ACC. INT MAIN SUPPLY TRAC PULSE BK	175
4685263	••	TRACK ACC. INT MAIN SUPPLY TRAC PULSE GR	175
4685270	•	TRACK SRT W/O SPACER JOINT T. PULSE WH	175
4685272	•	TRACK SRT W/O SPACER JOINT T. PULSE BK	175
4685273	••	TRACK SRT W/O SPACER JOINT T. PULSE GR	175
4685280	••	TRACK ACC. RIGHT MAIN SUPPLY T. PULSE WH	175
4685282	•	TRACK ACC. RIGHT MAIN SUPPLY T. PULSE BK	175
4685283	••	TRACK ACC. RIGHT MAIN SUPPLY T. PULSE GR	175
4685290	••	TRACK ACC. LEFT MAIN SUPPLY T. PULSE WH.	175
4685292	••	TRACK ACC. LEFT MAIN SUPPLY T. PULSE BK.	175
4685293	••	TRACK ACC. LEFT MAIN SUPPLY T. PULSE GR.	175
4687050	••	TRACK ACC. FI DECO REC COVER T. PULSE WH	175
4687052	••	EMBELL. ALIMEN. FINAL EMP. NG TRAC PULSE	175

Ref.	Plazo	Descripción	P.
47 FIL / FIL + / FIL + TECH			
4700060	••	FIL + TECH ACC. SUS 90º CORNER WH.	342
4700063	••	FIL + TECH ACC. SUS 90º CORNER GR.	242
4700070	••	FIL + TECH ACC. REC 90º CORNER WH.	242
4700073	••	FIL + TECH ACC. REC 90º CORNER GR.	242
4700110	•	FIL + ACC. SUS 90º CORNER WH.	239
4700113	•	FIL + ACC. SUS 90º CORNER GR.	239
4700120	••	FIL + ACC. REC 90º CORNER WH.	240
4700123	••	FIL + ACC. REC 90º CORNER GR.	240
4700380	••	FIL + TRIM PROFILE X/MM WH.	241
4700390	••	FIL + ACC. COVER X/MM WH.	233
4700393	••	FIL + ACC. COVER X/MM GR.	233
4700400	••	FIL + ACC. OPAL DIFFUSER X/MM	220
4700420	••	FIL ACC. 90º WALL CORNER WH.	220
4700423	••	FIL ACC. 90º WALL CORNER GR.	220
4700430	••	FIL + ACC. 90º WALL CORNER WH.	239
4700433	••	FIL + ACC. 90º WALL CORNER GR.	239
4700440	•	FIL ACC. SUS END COVER PC WH.	220
4700443	•	FIL ACC. SUS END COVER PC GR.	220
4700480	••	FIL + ACC. SUS PROFILE X/MM WH.	233
4700483	••	FIL + ACC. SUS PROFILE X/MM GR.	233
4700490	••	FIL + ACC. REC PROFILE X/MM WH.	233
4700493	••	FIL + ACC. REC PROFILE X/MM GR.	233
4700580	••	FIL ACC. REC PROFILE X/MM WH.	221
4700583	••	FIL ACC. REC PROFILE X/MM GR.	221
4700590	••	FIL ACC. OPAL DIFFUSER X/MM	220
4700680	•	FIL + ACC. REC END COVER WH.	233
4700683	•	FIL + ACC. REC END COVER GR.	233
4700700	•	FIL + ACC. SUS END COVER PC WH.	233
4700703	•	FIL + ACC. SUS END COVER PC GR.	233
4700950	••	FIL + ACC. TRIM 90º CORNER	241
4705000	••	FIL ACC. SUS PROFILE X/MM WH.	220
4705003	••	FIL ACC. SUS PROFILE X/MM GR.	220
4705100	••	FIL ACC. COVER X/MM WH.	220
4705103	••	FIL ACC. COVER X/MM GR.	220
4705200	••	FIL ACC. SUS 90º CORNER WH.	220
4705203	••	FIL ACC. SUS 90º CORNER GR.	220
4705210	••	FIL ACC. REC 90º CORNER WH.	221
4705213	••	FIL ACC. REC 90º CORNER GR.	221
4705500	••	FIL ACC. SUS REV INTM COVER WH.	220
4705503	••	FIL ACC. SUS REV INTM COVER GR.	220
4705510	••	FIL ACC. SUS REV END COVER WH.	220
4705513	••	FIL ACC. SUS REV END COVER GR.	220
4706413	••	FIL ACC. PERP WALL BRACKET	220
4706450	•	FIL ACC. REC END COVER WH.	221
4706453	•	FIL ACC. REC END COVER GR.	221
4740100	•	FIL + LED TECH SUS 1M 1600 NW WH.	234
4740103	••	FIL + LED TECH SUS 1M 1600 NW GR.	234
4740110	•	FIL + LED TECH SUS 1M 3200 NW WH.	234
4740113	••	FIL + LED TECH SUS 1M 3200 NW GR.	234
4740120	••	FIL + LED TECH REC 1M 1600 NW WH.	234
4740123	••	FIL + LED TECH REC 1M 1600 NW GR.	234
4740130	••	FIL + LED TECH REC 1M 3200 NW WH.	234
4740133	••	FIL + LED TECH REC 1M 3200 NW GR.	234
4740200	••	FIL + LED TECH SUS 2M 3200 NW WH.	234
4740203	••	FIL + LED TECH SUS 2M 3200 NW GR.	234
4740210	••	FIL + LED TECH SUS 2M 6400 NW WH.	234
4740213	••	FIL + LED TECH SUS 2M 6400 NW GR.	234
4740220	••	FIL + LED TECH REC 2M 3200 NW WH.	234
4740223	••	FIL + LED TECH REC 2M 3200 NW GR.	234
4740230	••	FIL + LED TECH REC 2M 6400 NW WH.	234
4740233	••	FIL + LED TECH REC 2M 6400 NW GR.	234
4740480	•	FIL + LED OPAL SUS 2600 NW WH.	230
4740483	•	FIL + LED OPAL SUS 2600 NW GR.	230
4740490	•	FIL + LED OPAL SUS 3900 NW WH.	230
4740493	•	FIL + LED OPAL SUS 3900 NW GR.	230
4740560	•	FIL + LED OPAL SUS 4400 NW WH.	230
4740563	•	FIL + LED OPAL SUS 4400 NW GR.	230
4740570	•	FIL + LED OPAL SUS 6600 NW WH.	230
4740573	•	FIL + LED OPAL SUS 6600 NW GR.	230
4740590	••	FIL + LED OPAL REC 4400 NW WH.	231
4740593	••	FIL + LED OPAL REC 4400 NW GR.	231
4740600	••	FIL + LED OPAL REC 6600 NW WH.	231
4740603	••	FIL + LED OPAL REC 6600 NW GR.	231
4740670	••	FIL + LED OPAL D/I SUS 3900 NW WH.	232
4740673	••	FIL + LED OPAL D/I SUS 3900 NW GR.	232
4740680	••	FIL + LED OPAL D/I SUS 5850 NW WH.	232
4740683	••	FIL + LED OPAL D/I SUS 5850 NW GR.	232
4740690	••	FIL + LED OPAL REC 2600 NW WH.	231
4740693	••	FIL + LED OPAL REC 2600 NW GR.	231
4740700	••	FIL + LED OPAL REC 3900 NW WH.	231
4740703	••	FIL + LED OPAL REC 3900 NW GR.	231
4741000	••	FIL + TECH SUS T5 1X14/24W WH.	242
4741003	••	FIL + TECH SUS T5 1X14/24W GR.	242

Ref.	Plazo	Descripción	P.
4741010	••	FIL + TECH SUS T5 1X28/54W WH.	242
4741013	••	FIL + TECH SUS T5 1X28/54W GR.	242
4741020	••	FIL + TECH SUS T5 1X35/49/80W WH.	242
4741023	••	FIL + TECH SUS T5 1X35/49/80W GR.	243
4741030	••	FIL + TECH REC T5 1X14/24W WH.	243
4741033	••	FIL + TECH REC T5 1X14/24W GR.	243
4741040	••	FIL + TECH REC T5 1X28/54W WH.	243
4741043	••	FIL + TECH REC T5 1X28/54W GR.	243
4741050	••	FIL + TECH REC T5 1X35/49/80W WH.	243
4741053	••	FIL + TECH REC T5 1X35/49/80W GR.	243
4741080	••	FIL + OPAL D/I INTM T5 1X28/54W WH.	238
4741083	••	FIL + OPAL D/I INTM T5 1X28/54W GR.	238
4741090	••	FIL + OPAL D/I INTM T5 1X35/49/80W WH.	238
4741093	••	FIL + OPAL D/I INTM T5 1X35/49/80W GR.	238
4741100	••	FIL + LED TECH SUS 1M 1600 WW WH.	234
4741103	••	FIL + LED TECH SUS 1M 1600 WW GR.	234
4741110	••	FIL + LED TECH SUS 1M 3200 WW WH.	234
4741113	••	FIL + LED TECH SUS 1M 3200 WW GR.	234
4741120	••	FIL + LED TECH REC 1M 1600 WW WH.	235
4741123	••	FIL + LED TECH REC 1M 1600 WW GR.	235
4741130	••	FIL + LED TECH REC 1M 3200 WW WH.	235
4741133	••	FIL + LED TECH REC 1M 3200 WW GR.	235
4741160	••	FIL + OPAL SUS INTM T5 1X28/54W WH.	238
4741163	••	FIL + OPAL SUS INTM T5 1X28/54W GR.	238
4741170	••	FIL + OPAL SUS INTM T5 1X35/49/80W WH.	238
4741173	••	FIL + OPAL SUS INTM T5 1X35/49/80W GR.	238
4741180	••	FIL + OPAL REC INTM T5 1X28/54W WH.	240
4741183	••	FIL + OPAL REC INTM T5 1X28/54W GR.	240
4741190	••	FIL + OPAL REC INTM T5 1X35/49/80W WH.	240
4741193	••	FIL + OPAL REC INTM T5 1X35/49/80W GR.	240
4741200	••	FIL + LED TECH SUS 2M 3200 WW WH.	234
4741203	••	FIL + LED TECH SUS 2M 3200 WW GR.	234
4741210	••	FIL + LED TECH SUS 2M 6400 WW WH.	234
4741213	••	FIL + LED TECH SUS 2M 6400 WW GR.	234
4741220	••	FIL + LED TECH REC 2M 3200 WW WH.	234
4741223	••	FIL + LED TECH REC 2M 3200 WW GR.	234
4741230	••	FIL + LED TECH REC 2M 6400 WW WH.	234
4741233	••	FIL + LED TECH REC 2M 6400 WW GR.	234
4741240	••	FIL + OPAL SUS FI T5 1X14/24W WH.	238
4741243	••	FIL + OPAL SUS FI T5 1X14/24W GR.	238
4741250	••	FIL + OPAL SUS FI T5 1X28/54W WH.	238
4741253	••	FIL + OPAL SUS FI T5 1X28/54W GR.	238
4741260	••	FIL + OPAL SUS FI T5 1X35/49/80W WH.	238
4741263	••	FIL + OPAL SUS FI T5 1X35/49/80W GR.	238
4741270	••	FIL + OPAL REC FI T5 1X14/24W WH.	240
4741273	••	FIL + OPAL REC FI T5 1X14/24W GR.	240
4741280	••	FIL + OPAL REC FI T5 1X28/54W WH.	240
4741283	••	FIL + OPAL REC FI T5 1X28/54W GR.	240
4741290	••	FIL + OPAL REC FI T5 1X35/49/80W WH.	240
4741293	••	FIL + OPAL REC FI T5 1X35/49/80W GR.	240
4741360	••	FIL + OPAL SUS IND T5 1X14/24W WH.	239
4741363	••	FIL + OPAL SUS IND T5 1X14/24W GR.	239
4741370	••	FIL + OPAL SUS IND T5 1X28/54W WH.	239
4741373	••	FIL + OPAL SUS IND T5 1X28/54W GR.	239
4741380	••	FIL + OPAL SUS IND T5 1X35/49/80W WH.	239
4741383	••	FIL + OPAL SUS IND T5 1X35/49/80W GR.	239
4741450	••	FIL + OPAL REC IND T5 1X14/24W WH.	240
4741453	••	FIL + OPAL REC IND T5 1X14/24W GR.	240
4741460	••	FIL + OPAL REC IND T5 1X28/54W WH.	240
4741463	••	FIL + OPAL REC IND T5 1X28/54W GR.	240
4741470	••	FIL + OPAL REC IND T5 1X35/49/80W WH.	240
4741473	••	FIL + OPAL REC IND T5 1X35/49/80W GR.	240
4741480	•	FIL + LED OPAL SUS 2600 WW WH.	230
4741483	•	FIL + LED OPAL SUS 2600 WW GR.	230
4741490	•	FIL + LED OPAL SUS 3900 WW WH.	230
4741493	•	FIL + LED OPAL SUS 3900 WW GR.	230
4741560	•	FIL + LED OPAL SUS 4400 WW WH.	230
4741563	•	FIL + LED OPAL SUS 4400 WW GR.	230
4741570	•	FIL + LED OPAL SUS 6600 WW WH.	230
4741573	•	FIL + LED OPAL SUS 6600 WW GR.	230
4741590	••	FIL + LED OPAL REC 4400 WW WH.	231
4741593	••	FIL + LED OPAL REC 4400 WW GR.	231
4741600	••	FIL + LED OPAL REC 6600 WW WH.	231
4741603	••	FIL + LED OPAL REC 6600 WW GR.	231
4741610	••	FIL OPAL SUS T5 1X14/24W WH.	218
4741613	••	FIL OPAL SUS T5 1X14/24W GR.	218
4741620	••	FIL OPAL SUS T5 1X28/54W WH.	218
4741623	••	FIL OPAL SUS T5 1X28/54W GR.	218
4741630	••	FIL OPAL SUS T5 1X35/49/80W WH.	218
4741633	••	FIL OPAL SUS T5 1X35/49/80W GR.	218
4741640	••	FIL PARA SUS T5 1X14/24W WH.	219
4741643	••	FIL PARA SUS T5 1X14/24W GR.	219
4741650	••	FIL PARA SUS T5 1X28/54W WH.	219
4741653	••	FIL PARA SUS T5 1X28/54W GR.	219

Ref.	Plazo	Descripción	P.
4741660	••	FIL PARA SUS T5 1X35/49/80W WH.	219
4741663	••	FIL PARA SUS T5 1X35/49/80W GR.	219
4741670	••	FIL + LED OPAL D/I SUS 3900 WW WH.	232
4741673	••	FIL + LED OPAL D/I SUS 3900 WW GR.	232
4741680	••	FIL + LED OPAL D/I SUS 5850 WW WH.	232
4741683	••	FIL + LED OPAL D/I SUS 5850 WW GR.	232
4741690	••	FIL + LED OPAL REC 2600 WW WH.	231
4741693	••	FIL + LED OPAL REC 2600 WW GR.	231
4741700	••	FIL + LED OPAL REC 3900 WW WH.	231
4741703	••	FIL + LED OPAL REC 3900 WW GR.	231
4741770	••	FIL + OPAL D/I FI T5 1X14/24W WH.	238
4741773	••	FIL + OPAL D/I FI T5 1X14/24W GR.	238
4741780	••	FIL + OPAL D/I FI T5 1X28/54W WH.	238
4741783	••	FIL + OPAL D/I FI T5 1X28/54W GR.	238
4741790	••	FIL + OPAL D/I FI T5 1X35/49/80W WH.	238
4741793	••	FIL + OPAL D/I FI T5 1X35/49/80W GR.	238
4741810	••	FIL OPAL REC T5 1X14/24W WH.	218
4741813	••	FIL OPAL REC T5 1X14/24W GR.	218
4741820	••	FIL OPAL REC T5 1X28/54W WH.	218
4741823	••	FIL OPAL REC T5 1X28/54W GR.	218
4741830	••	FIL OPAL REC T5 1X35/49/80W WH.	218
4741833	••	FIL OPAL REC T5 1X35/49/80W GR.	218
4741840	••	FIL PARA REC T5 1X14/24W WH.	219
4741843	••	FIL PARA REC T5 1X14/24W GR.	219
4741850	••	FIL PARA REC T5 1X28/54W WH.	219
4741853	••	FIL PARA REC T5 1X28/54W GR.	219
4741860	••	FIL PARA REC T5 1X35/49/80W WH.	219
4741863	••	FIL PARA REC T5 1X35/49/80W GR.	219
4741870	••	FIL + OPAL D/I IND T5 1X14/24W WH.	239
4741873	••	FIL + OPAL D/I IND T5 1X14/24W GR.	239
4741880	••	FIL + OPAL D/I IND T5 1X28/54W WH.	239
4741883	••	FIL + OPAL D/I IND T5 1X28/54W GR.	239
4741890	••	FIL + OPAL D/I IND T5 1X35/49/80W WH.	239
4741893	••	FIL + OPAL D/I IND T5 1X35/49/80W GR.	239
4741900	••	FIL + TRIM OPAL REC FI T5 1X14/24W	241
4741910	••	FIL + TRIM OPAL REC FI T5 1X28/54W	241
4741920	••	FIL + TRIM OPAL REC FI T5 1X35/49/80W	241
4741930	••	FIL + TRIM OPAL REC INTM T5 1X28/54W	241
4741940	••	FIL + TRIM OPAL REC INTM T5 1X35/49/80W	241
4741960	••	FIL + TRIM OPAL REC IND T5 1X14/24W	241
4741970	••	FIL + TRIM OPAL REC IND T5 1X28/54W	241
4741980	••	FIL + TRIM OPAL REC IND T5 1X35/49/80W	241
4780100	••	FIL + LED TECH SUS 1M 1600 NW DALI WH.	234
4780103	••	FIL + LED TECH SUS 1M 1600 NW DALI GR.	234
4780110	••	FIL + LED TECH SUS 1M 3200 NW DALI WH.	234
4780113	••	FIL + LED TECH SUS 1M 3200 NW DALI GR.	234
4780120	••	FIL + LED TECH REC 1M 1600 NW DALI WH.	234
4780123	••	FIL + LED TECH REC 1M 1600 NW DALI GR.	234
4780130	••	FIL + LED TECH REC 1M 3200 NW DALI WH.	234
4780133	••	FIL + LED TECH REC 1M 3200 NW DALI GR.	234
4780200	••	FIL + LED TECH SUS 2M 3200 NW DALI WH.	234
4780203	••	FIL + LED TECH SUS 2M 3200 NW DALI GR.	234
4780210	••	FIL + LED TECH SUS 2M 6400 NW DALI WH.	234
4780213	••	FIL + LED TECH SUS 2M 6400 NW DALI GR.	234
4780220	••	FIL + LED TECH REC 2M 3200 NW DALI WH.	234
4780223	••	FIL + LED TECH REC 2M 3200 NW DALI GR.	234
4780230	••	FIL + LED TECH REC 2M 6400 NW DALI WH.	234
4780233	••	FIL + LED TECH REC 2M 6400 NW DALI GR.	234
4780480	•	FIL + LED OPAL SUS 2600 NW DALI WH.	230
4780483	••	FIL + LED OPAL SUS 2600 NW DALI GR.	230
4780490	•	FIL + LED OPAL SUS 3900 NW DALI WH.	230
4780493	••	FIL + LED OPAL SUS 3900 NW DALI GR.	230
4780560	•	FIL + LED OPAL SUS 4400 NW DALI WH.	230
4780563	••	FIL + LED OPAL SUS 4400 NW DALI GR.	230
4780570	•	FIL + LED OPAL SUS 6600 NW DALI WH.	230
4780573	••	FIL + LED OPAL SUS 6600 NW DALI GR.	230
4780590	••	FIL + LED OPAL REC 4400 NW DALI WH.	230
4780593	••	FIL + LED OPAL REC 4400 NW DALI GR.	230
4780600	••	FIL + LED OPAL REC 6600 NW DALI WH.	230
4780603	••	FIL + LED OPAL REC 6600 NW DALI GR.	230
4780690	••	FIL + LED OPAL REC 2600 NW DALI WH.	230
4780693	••	FIL + LED OPAL REC 2600 NW DALI GR.	230
4780700	••	FIL + LED OPAL REC 3900 NW DALI WH.	230
4780703	••	FIL + LED OPAL REC 3900 NW DALI GR.	230
4781100	••	FIL + LED TECH SUS 1M 1600 WW DALI WH.	234
4781103	••	FIL + LED TECH SUS 1M 1600 WW DALI GR.	234
4781110	••	FIL + LED TECH SUS 1M 3200 WW DALI WH.	234
4781113	••	FIL + LED TECH SUS 1M 3200 WW DALI GR.	234
4781120	••	FIL + LED TECH REC 1M 1600 WW DALI WH.	234
4781123	••	FIL + LED TECH REC 1M 1600 WW DALI GR.	234
4781130	••	FIL + LED TECH REC 1M 3200 WW DALI WH.	234
4781133	••	FIL + LED TECH REC 1M 3200 WW DALI GR.	234
4781200	••	FIL + LED TECH SUS 2M 3200 WW DALI WH.	234
4781203	••	FIL + LED TECH SUS 2M 3200 WW DALI GR.	234
4781210	••	FIL + LED TECH SUS 2M 6400 WW DALI WH.	234
4781213	••	FIL + LED TECH SUS 2M 6400 WW DALI GR.	234
4781220	••	FIL + LED TECH REC 2M 3200 WW DALI WH.	234
4781223	••	FIL + LED TECH REC 2M 3200 WW DALI GR.	234
4781230	••	FIL + LED TECH REC 2M 6400 WW DALI WH.	234
4781233	••	FIL + LED TECH REC 2M 6400 WW DALI GR.	234
4781480	••	FIL + LED OPAL SUS 2600 WW DALI WH.	230
4781483	••	FIL + LED OPAL SUS 2600 WW DALI GR.	230
4781490	••	FIL + LED OPAL SUS 3900 WW DALI WH.	230
4781493	••	FIL + LED OPAL SUS 3900 WW DALI GR.	230
4781560	••	FIL + LED OPAL SUS 4400 WW DALI WH.	230
4781563	••	FIL + LED OPAL SUS 4400 WW DALI GR.	230
4781570	••	FIL + LED OPAL SUS 6600 WW DALI WH.	230
4781573	••	FIL + LED OPAL SUS 6600 WW DALI GR.	230
4781590	••	FIL + LED OPAL REC 4400 WW DALI WH.	231
4781593	••	FIL + LED OPAL REC 4400 WW DALI GR.	231
4781600	••	FIL + LED OPAL REC 6600 WW DALI WH.	231
4781603	••	FIL + LED OPAL REC 6600 WW DALI GR.	231
4781690	••	FIL + LED OPAL REC 2600 WW DALI WH.	231
4781693	••	FIL + LED OPAL REC 2600 WW DALI GR.	231
4781700	••	FIL + LED OPAL REC 3900 WW DALI WH.	231
4781703	••	FIL + LED OPAL REC 3900 WW DALI GR.	231
4806043	•	ACC. INTM JOINT	233
49 MINI PUZZLE			
4901500	•	MINI PUZZLE IND QR-CBC51 WH.	95
4902500	•	MINI PUZZLE DB QR-CBC51 WH.	95
4941510	•	MINI PUZZLE IND LED 600 WW FL WH.	95
4942510	••	MINI PUZZLE DB LED 600 WW FL WH.	95
51 LAMPTUB			
5104770	••	LAMPTUB ACC. FI WALL BRACKET WH.	275
5105000	••	LAMPTUB ACC. PROFILE X/MM WH.	275
5105100	••	LAMPTUB ACC. COVER X/MM WH.	275
5105200	••	LAMPTUB ACC. 90º CORNER WH.	275
5105300	••	LAMPTUB ACC. OPAL DIFFUSER X/MM	275
5106400	•	LAMPTUB ACC. END COVER WH.	275
5107410	•••	LAMPTUB ACC. INTM WALL BRACKET WH.	275
5140300	••	LAMPTUB LED OPAL SUS 2600 NW WH.	274
5140310	••	LAMPTUB LED OPAL SUS 3900 NW WH.	274
5140320	••	LAMPTUB LED OPAL SUS 4400 NW WH.	274
5140330	••	LAMPTUB LED OPAL SUS 6600 NW WH.	274
5141300	••	LAMPTUB LED OPAL SUS 2600 WW WH.	274
5141310	••	LAMPTUB LED OPAL SUS 3900 WW WH.	274
5141320	••	LAMPTUB LED OPAL SUS 4400 WW WH.	274
5141330	••	LAMPTUB LED OPAL SUS 6600 WW WH.	274
56 TRACE / TRACE IP65			
5600703	••	TRACE ACC. 100 REC BOX	188
5600713	••	TRACE ACC. 200 REC BOX	189
5600723	••	TRACE IP65 ACC. 100 REC BOX	346
5600733	••	TRACE IP65 ACC. 200 REC BOX	347
5641502	•••	TRACE IP65 100 HOR 70 WW BK.	346
5641512	•••	TRACE IP65 200 HOR 70 WW BK.	347
5641522	•••	TRACE IP65 200 VERT 70 WW BK.	347
5641532	•••	TRACE IP65 200 VERT 120 WW BK.	347
5641602	•••	TRACE 100 HOR 70 WW BK.	188
5641612	•••	TRACE 200 HOR 70 WW BK.	189
5641622	•••	TRACE 200 VERT 70 WW BK.	189
5641632	•••	TRACE 200 VERT 120 WW BK.	189
58 B-SIDE			
5800713	•••	B-SIDE ACC. 180º SCREEN 56MM	317
5841063	•••	B-SIDE LED 850 250 NW GR.	316
5841064	•••	B-SIDE LED 850 250 NW ANT.	316
5841073	•••	B-SIDE LED 850 500 NW GR.	316
5841074	•••	B-SIDE LED 850 500 NW ANT.	316
5841163	•••	B-SIDE LED 450 250 NW GR.	316
5841164	•••	B-SIDE LED 450 250 NW ANT.	316
5841173	•••	B-SIDE LED 450 500 NW GR.	316
5841174	•••	B-SIDE LED 450 500 NW ANT.	316
5841253	••	B-SIDE LED 135 250 NW GR.	316
5841254	••	B-SIDE LED 135 250 NW ANT.	316
5841303	•••	B-SIDE 360º LED 850 1000 NW GR.	317
5841304	•••	B-SIDE 360º LED 850 1000 NW ANT.	317
5841313	•••	B-SIDE 360º LED 850 2500 NW GR.	317
5841314	•••	B-SIDE 360º LED 850 2500 NW ANT.	317
5841323	•••	B-SIDE 360º LED 450 1000 NW GR.	317
5841324	•••	B-SIDE 360º LED 450 1000 NW ANT.	317
5841333	•••	B-SIDE 360º LED 450 2500 NW GR.	317
5841334	•••	B-SIDE 360º LED 450 2500 NW ANT.	317
5841343	•••	B-SIDE 360º LED 250 1000 NW GR.	317
5841344	•••	B-SIDE 360º LED 250 1000 NW ANT.	317
62 BCN/ TLS			
6205000	•••	BCN ACC. PROFILE X/MM AND.	379
6205100	•••	BCN ACC. SIDE COVER X/MM AND.	379
6205110	•••	BCN ACC. CONNECTION SIDE COVER AND.	379
6205120	•••	BCN ACC. CONNEC+EMERG SIDE COVER AND.	379

Ref.	Plazo	Descripción	P.
6205130	•••	BCN ACC. INTM EMERG PROFILE AND.	279
6205200	•••	BCN ACC. 90º CORNER AND.	279
6205210	•••	BCN ACC. T JOINT AND.	279
6205250	•••	BCN ACC. END CONNECTION JOINT	279
6205260	•••	BCN ACC. INTM CONNECTION JOINT	279
6206010	•••	BCN ACC. VERT BALL JOINT AND.	279
6206020	•••	BCN ACC. HOR 85º-105º BALL JOINT AND.	279
6206030	•••	BCN ACC. HOR 105º-125º BALL JOINT AND.	279
6206040	•••	BCN ACC. HOR 125º-180º BALL JOINT AND.	279
6206400	•••	BCN ACC. END COVER AND.	279
6207510	•••	BCN ACC. FLAT SUSPENSION	279
6207550	•••	BCN ACC. DB CABLE SUSP ADAPTOR	279
6207560	•••	BCN ACC. ADJ SUSPENSION	279
6241030	•••	BCN T8 1X18W 650MM AND.	278
6241040	•••	BCN T8 1X36W 1250MM AND.	278
6241050	•••	BCN T8 2X36W 2500MM AND.	278
6241143	•••	TLSE T8 1X36W 1960MM WH.	278
6241153	•••	TLSE T8 2X36W 3210MM WH.	278
6241243	•••	TLSE ASYM SUP T8 1X36W 1960MM WH.	278
6241253	•••	TLSE ASYM SUP T8 2X36W 3210MM WH.	278
6241343	•••	TLSE ASYM INF T8 1X36W 1960MM WH.	278
6241353	•••	TLSE ASYM INF T8 2X36W 3210MM WH.	278
6242030	•••	BCN T8 2X18W 650MM AND.	278
6242040	•••	BCN T8 2X36W 1250MM AND.	278
6242050	•••	BCN T8 4X36W 2500MM AND.	278
69 OWL			
6941483	•••	OWL CL.I 7200 NW GR.	416
6941493	•••	OWL CL.I 10500 NW GR.	416
6941503	•••	OWL CL.I 8500 NW GR.	416
6941513	•••	OWL CL.I 12500 NW GR.	416
6941523	•••	OWL CL.I 17500 NW GR.	416
6941533	•••	OWL CL.II 8500 NW GR.	416
6941543	•••	OWL CL.II 12500 NW GR.	416
6941553	•••	OWL CL.II 17500 NW GR.	416
6941583	•••	OWL CL.I 14500 NW GR.	416
6941593	•••	OWL CL.I 3300 NW GR.	416
70 DOT			
7000510	••	DOT ACC. END COVER WH.	257
7000511	••	DOT ACC. END COVER OG.	257
7000512	••	DOT ACC. END COVER GRP.	257
7000520	••	DOT ACC. 90º CORNER JOINT WH.	257
7000523	••	DOT ACC. 90º CORNER JOINT AND.	257
7000530	••	DOT ACC. PROFILE X/MM WH.	257
7000533	••	DOT ACC. PROFILE X/MM AND.	257
7000540	••	DOT ACC. COVER X/MM WH.	257
7000543	••	DOT ACC. COVER X/MM AND.	257
7001300	•••	DOT SPOT TRACK 800 WW SP WH.	168
7001301	•••	DOT SPOT TRACK 800 WW SP OG.	168
7001302	•••	DOT SPOT TRACK 800 WW SP GRP.	168
7001310	•••	DOT SPOT TRACK 800 WW FL WH.	168
7001311	•••	DOT SPOT TRACK 800 WW FL OG.	168
7001312	•••	DOT SPOT TRACK 800 WW FL GRP.	168
7001320	•••	DOT SPOT TRACK 2000 WW SP WH.	168
7001321	•••	DOT SPOT TRACK 2000 WW SP OG.	168
7001322	•••	DOT SPOT TRACK 2000 WW SP GRP.	168
7001330	•••	DOT SPOT TRACK 2000 WW FL WH.	168
7001331	•••	DOT SPOT TRACK 2000 WW FL OG.	168
7001332	•••	DOT SPOT TRACK 2000 WW FL GRP.	168
7001420	•••	DOT SPOT 800 WW SP WH/WH.	257
7001421	•••	DOT SPOT 800 WW SP WH/OG.	257
7001422	•••	DOT SPOT 800 WW SP WH/GRP.	257
7001430	•••	DOT SPOT 2000 WW SP WH/WH.	257
7001431	•••	DOT SPOT 2000 WW SP WH/OG.	257
7001432	•••	DOT SPOT 2000 WW SP WH/GRP.	257
7001440	•••	DOT SPOT 800 WW SP AND/WH.	257
7001441	•••	DOT SPOT 800 WW SP AND/OG.	257
7001442	•••	DOT SPOT 800 WW SP AND/GRP.	257
7001450	•••	DOT SPOT 2000 WW SP AND/WH.	257
7001451	•••	DOT SPOT 2000 WW SP AND/OG.	257
7001452	•••	DOT SPOT 2000 WW SP AND/GRP.	257
7040340	••	DOT OPAL 1M 1600 NW WH.	256
7040343	••	DOT OPAL 1M 1600 NW AND.	256
7040350	••	DOT OPAL 1M 3200 NW WH.	256
7040353	••	DOT OPAL 1M 3200 NW AND.	256
7040360	••	DOT OPAL 2M 3200 NW WH.	256
7040363	••	DOT OPAL 2M 3200 NW AND.	256
7040370	••	DOT OPAL 2M 6400 NW WH.	256
7040373	••	DOT OPAL 2M 6400 NW AND.	256
7040380	••	DOT TECH 1M 1600 NW WH.	256
7040383	••	DOT TECH 1M 1600 NW AND.	256
7040390	••	DOT TECH 1M 3200 NW WH.	256
7040393	••	DOT TECH 1M 3200 NW AND.	256
7040400	••	DOT TECH 2M 3200 NW WH.	256
7040403	••	DOT TECH 2M 3200 NW AND.	256

Ref.	Plazo	Descripción	P.
7040410	••	DOT TECH 2M 6400 NW WH.	256
7040413	••	DOT TECH 2M 6400 NW AND.	256
7041340	••	DOT OPAL 1M 1600 WW WH.	256
7041343	••	DOT OPAL 1M 1600 WW AND.	256
7041350	••	DOT OPAL 1M 3200 WW WH.	256
7041353	••	DOT OPAL 1M 3200 WW AND.	256
7041360	••	DOT OPAL 2M 3200 WW WH.	256
7041363	••	DOT OPAL 2M 3200 WW AND.	256
7041370	••	DOT OPAL 2M 6400 WW WH.	256
7041373	••	DOT OPAL 2M 6400 WW AND.	256
7041380	••	DOT TECH 1M 1600 WW WH.	256
7041383	••	DOT TECH 1M 1600 WW AND.	256
7041390	••	DOT TECH 1M 3200 WW WH.	256
7041393	••	DOT TECH 1M 3200 WW AND.	256
7041400	••	DOT TECH 2M 3200 WW WH.	256
7041403	••	DOT TECH 2M 3200 WW AND.	256
7041410	••	DOT TECH 2M 6400 WW WH.	256
7041413	••	DOT TECH 2M 6400 WW AND.	256
73 MAUI			
7341440	•••	MAUI G2 INDIR 650 WW WH/GR.	193
7341442	•••	MAUI G2 INDIR 650 WW GRH/GR.	193
7341450	•••	MAUI G2 INDIR 650 WW WH/CRM.	193
7341452	•••	MAUI G2 INDIR 650 WW GRH/CRM.	193
7341460	•••	MAUI G2 DIR/INDIR 1300 WW WH.	193
7341462	•••	MAUI G2 DIR/INDIR 1300 WW GRH.	193
76 FIL MED			
7600100	••	FIL MED ACC. OPAL DIFFUSER X/MM	250
7600240	••	FIL MED ACC. 90º WALL CORNER WH.	250
7600243	••	FIL MED ACC. 90º WALL CORNER GR.	250
7605000	••	FIL MED ACC. SUS PROFILE X/MM WH.	250
7605003	••	FIL MED ACC. SUS PROFILE X/MM GR.	250
7605013	••	FIL MED ACC. REC PROFILE X/MM GR.	250
7605100	••	FIL MED ACC. COVER X/MM WH.	251
7605103	••	FIL MED ACC. COVER X/MM GR.	251
7605200	••	FIL MED ACC. SUS 90º CORNER WH.	251
7605203	••	FIL MED ACC. SUS 90º CORNER GR.	250
7605210	••	FIL MED ACC. REC 90º CORNER WH.	250
7605213	••	FIL MED ACC. REC 90º CORNER GR.	251
7605220	••	FIL MED ACC. X JOINT WH.	251
7605223	••	FIL MED ACC. X JOINT GR.	250
7605230	••	FIL MED ACC. T JOINT WH.	250
7605233	••	FIL MED ACC. T JOINT GR.	250
7605500	••	FIL MED ACC. SUS REV INTM COVER WH.	250
7605503	••	FIL MED ACC. SUS REV INTM COVER GR.	250
7605510	••	FIL MED ACC. SUS REV END COVER WH.	250
7605513	••	FIL MED ACC. SUS REV END COVER GR.	250
7606400	•	FIL MED ACC. SUS END COVER WH.	250
7606403	•	FIL MED ACC. SUS END COVER GR.	250
7606423	•	FIL MED ACC. REC END COVER GR.	250
7641200	••	FIL MED PARA SUS T5 1X14/24W WH.	251
7641203	••	FIL MED PARA SUS T5 1X14/24W GR.	249
7641210	••	FIL MED PARA SUS T5 1X28/54W WH.	249
7641213	••	FIL MED PARA SUS T5 1X28/54W GR.	249
7641220	••	FIL MED PARA SUS T5 1X35/49/80W WH.	249
7641223	••	FIL MED PARA SUS T5 1X35/49/80W GR.	249
7641300	••	FIL MED ASYM SUS T5 1X14/24W WH.	249
7641303	••	FIL MED ASYM SUS T5 1X14/24W GR.	249
7641310	••	FIL MED ASYM SUS T5 1X28/54W WH.	249
7641313	••	FIL MED ASYM SUS T5 1X28/54W GR.	249
7641320	••	FIL MED ASYM SUS T5 1X35/49/80W WH.	249
7641323	••	FIL MED ASYM SUS T5 1X35/49/80W GR.	249
7642000	••	FIL MED OPAL SUS FI T5 2X14/24W WH.	249
7642003	••	FIL MED OPAL SUS FI T5 2X14/24W GR.	248
7642010	••	FIL MED OPAL SUS FI T5 2X28/54W WH.	248
7642013	••	FIL MED OPAL SUS FI T5 2X28/54W GR.	248
7642020	••	FIL MED OPAL SUS FI T5 2X35/49W WH.	248
7642023	••	FIL MED OPAL SUS FI T5 2X35/49W GR.	248
7642030	••	FIL MED OPAL SUS IND T5 2X14/24W WH.	248
7642033	••	FIL MED OPAL SUS IND T5 2X14/24W GR.	249
7642040	••	FIL MED OPAL SUS IND T5 2X28/54W WH.	249
7642043	••	FIL MED OPAL SUS IND T5 2X28/54W GR.	249
7642050	••	FIL MED OPAL SUS IND T5 2X35/49W WH.	249
7642053	••	FIL MED OPAL SUS IND T5 2X35/49W GR.	249
7642110	••	FIL MED OPAL SUS INTM T5 2X28/54W WH.	249
7642113	••	FIL MED OPAL SUS INTM T5 2X28/54W GR.	248
7642120	••	FIL MED OPAL SUS INTM T5 2X35/49W WH.	248
7642123	••	FIL MED OPAL SUS INTM T5 2X35/49W GR.	248
7642200	••	FIL MED PARA SUS T5 2X14/24W WH.	248
7642203	••	FIL MED PARA SUS T5 2X14/24W GR.	249
7642210	••	FIL MED PARA SUS T5 2X28/54W WH.	249
7642213	••	FIL MED PARA SUS T5 2X28/54W GR.	249
7642220	••	FIL MED PARA SUS T5 2X35/49/80W WH.	249
7642223	••	FIL MED PARA SUS T5 2X35/49/80W GR.	249
7642500	••	FIL MED OPAL REC FI T5 2X14/24W WH.	249

Ref.	Plazo	Descripción	P.
7642503	••	FIL MED OPAL REC FI T5 2X14/24W GR.	251
7642510	••	FIL MED OPAL REC FI T5 2X28/54W WH.	251
7642513	••	FIL MED OPAL REC FI T5 2X28/54W GR.	251
7642520	••	FIL MED OPAL REC FI T5 2X35/49W WH.	251
7642523	••	FIL MED OPAL REC FI T5 2X35/49W GR.	251
7642530	••	FIL MED OPAL REC IND T5 2X14/24W WH.	251
7642533	••	FIL MED OPAL REC IND T5 2X14/24W GR.	251
7642540	••	FIL MED OPAL REC IND T5 2X28/54W WH.	251
7642543	••	FIL MED OPAL REC IND T5 2X28/54W GR.	251
7642550	••	FIL MED OPAL REC IND T5 2X35/49W WH.	251
7642553	••	FIL MED OPAL REC IND T5 2X35/49W GR.	251
7642610	••	FIL MED OPAL REC INTM T5 2X28/54W WH.	251
7642613	••	FIL MED OPAL REC INTM T5 2X28/54W GR.	251
7642620	••	FIL MED OPAL REC INTM T5 2X35/49W WH.	251
7642623	••	FIL MED OPAL REC INTM T5 2X35/49W GR.	251
81 SMAP / NIU			
8100013	•••	SMAP ACC. WALL ARM GR.	410
8141163	•••	SMAP LED STREET 5000 NW GR.	410
8141173	•••	SMAP LED STREET 7000 NW GR.	410
8141503	•••	NIU LED RSYM CL.I 4500 GR.	404
8141513	•••	NIU LED RSYM CL.I 9000 GR.	404
8141523	•••	NIU LED RSYM CL.II 4500 GR.	404
8141533	•••	NIU LED RSYM CL.II 9000 GR.	404
8141543	•••	NIU LED STREET CL.I 4500 GR.	404
8141553	•••	NIU LED STREET CL.I 9000 GR.	404
8141563	•••	NIU LED STREET CL.II 4500 GR.	404
8141573	•••	NIU LED STREET CL.II 9000 GR.	404
82 HERMETICA			
8242070	•••	HERMETICA OPAL T5 2X28/54W 1REG	302
8244040	•••	HERMETICA PARA T5 4X14/24W EASY CONEC	302
8244600	•••	HERMETICA OPAL T5 4X14/24W 1REG	302
85 CLINIC			
8503020	•••	CLINIC PROFILE 24W WH.	297
8503030	•••	CLINIC PROFILE 54W WH.	297
8503040	•••	CLINIC GAS PROFILE WH.	298
8505130	•••	CLINIC GAS ACC. 2HOLE GAS COVER WH.	298
8505160	•••	CLINIC GAS ACC. 1HOLE GAS COVER WH.	298
8505180	•••	CLINIC GAS ACC. 3HOLE GAS COVER WH.	298
8507810	•••	CLINIC/HOSPITAL ACC. RPUSH	299
8507840	•••	CLINIC/HOSPITAL ACC. 1P IND SWITCH	299
8507850	•••	CLINIC/HOSPITAL ACC. 1P DB SWITCH	299
8507860	•••	CLINIC/HOSPITAL ACC. 2WAY IND SWITCH	299
8507880	•••	CLINIC/HOSPITAL ACC. SCHUKO SOCKET	299
8507890	•••	CLINIC/HOSPITAL ACC. PULL CORD PUSH	299
8507930	•••	CLINIC/HOSPITAL ACC. BLIND COVER	299
8508107	•••	CLINIC/HOSPITAL ACC. CALL/PRES PUSH	299
8508880	•••	CLINIC/HOSPITAL ACC. FR SCHUCKO SOCKET	299
8508890	•••	CLINIC/HOSPITAL ACC. PULL CORD SWITCH	299
8541030	•••	CLINIC REFLECTOR LED DIR 1500 NW	297
8541040	•••	CLINIC REFLECTOR LED DIR 3000 NW	297
8541130	•••	CLINIC REFLECTOR LED INDIR 1500 NW	297
8541140	•••	CLINIC REFLECTOR LED INDIR 3000 NW	297
86 DOMO 220			
8606120	•	DOMO 220 ACC. OPAL GLASS WH.	50
8606123	•	DOMO 220 ACC. OPAL GLASS GR.	50
8606130	•	DOMO 220 G2 ACC. INT OPAL DIFFUSER	50
8606140	•	DOMO 220/KOMBIC ACC.TRANSP GLASS WH.	50
8606142	•	DOMO 220/KOMBIC ACC.TRANSP GLASS BK.	50
8606143	•	DOMO 220/KOMBIC ACC.TRANSP GLASS GR.	50
8606160	•	DOMO SQ G2 ACC. INT OPAL DIFFUSER	50
87 TRAIN			
8741100	•••	TRAIN IND SRT 300 WW WH.	122
8741102	•••	TRAIN IND SRT 300 WW GRH.	122
8741103	•••	TRAIN IND SRT 300 WW CRM.	122
8741110	•••	TRAIN IND CVD 300 WW WH.	122
8741112	•••	TRAIN IND CVD 300 WW GRH.	122
8741113	•••	TRAIN IND CVD 300 WW CRM.	122
8741120	•••	TRAIN IND SUS 300 WW WH.	122
8741122	•••	TRAIN IND SUS 300 WW GHR.	122
8741123	•••	TRAIN IND SUS 300 WW CRM.	122
8743100	•••	TRAIN TRP SRT 900 WW WH.	122
8743102	•••	TRAIN TRP SRT 900 WW GRH.	122
8743103	•••	TRAIN TRP SRT 900 WW CRM.	122
8743110	•••	TRAIN TRP CVD 900 WW WH.	123
8743112	•••	TRAIN TRP CVD 900 WW GRH.	123
8743113	•••	TRAIN TRP CVD 900 WW CRM.	123
8743120	•••	TRAIN TRP SUS 900 WW WH.	123
8743122	•••	TRAIN TRP SUS 900 WW GRH.	123
8743123	•••	TRAIN TRP SUS 900 WW CRM.	123
88 AMBIENT			
8840200	•••	AMBIENT LED 700MM 2600 WW WH.	196
8840203	•••	AMBIENT LED 700MM 2600 WW GR.	196
8840210	•••	AMBIENT LED 1300MM 5200 WW WH.	196
8840213	•••	AMBIENT LED 1300MM 5200 WW GR.	196

Ref.	Plazo	Descripción	P.
8841200	•••	AMBIENT LED 700MM 2600 NW WH.	196
8841203	•••	AMBIENT LED 700MM 2600 NW GR.	196
8841210	•••	AMBIENT LED 1300MM 5200 NW WH.	196
8841213	•••	AMBIENT LED 1300MM 5200 NW GR.	196
89 LOOK			
8941260	•••	LOOK SEMIREC CL.II 2000 NW SP WH.	154
8941262	•••	LOOK SEMIREC CL.II 2000 NW SP GRH.	154
8941270	•••	LOOK SEMIREC CL.II 2000 NW MFL WH.	154
8941272	•••	LOOK SEMIREC CL.II 2000 NW MFL GRH.	154
8941280	•••	LOOK SEMIREC CL.II 2000 NW FL WH.	154
8941282	•••	LOOK SEMIREC CL.II 2000 NW FL GRH.	154
8941290	•••	LOOK SEMIREC CL.II 2000 WW SP WH.	154
8941292	•••	LOOK SEMIREC CL.II 2000 WW SP GRH.	154
8941300	•••	LOOK SEMIREC CL.II 2000 WW MFL WH.	154
8941302	•••	LOOK SEMIREC CL.II 2000 WW MFL GRH.	154
8941310	•••	LOOK SEMIREC CL.II 2000 WW FL WH.	154
8941312	•••	LOOK SEMIREC CL.II 2000 WW FL GRH.	154
8941320	•••	LOOK SEMIREC CL.II 3000 NW SP WH.	154
8941322	•••	LOOK SEMIREC CL.II 3000 NW SP GRH.	154
8941330	•••	LOOK SEMIREC CL.II 3000 NW MFL WH.	154
8941332	•••	LOOK SEMIREC CL.II 3000 NW MFL GRH.	154
8941340	•••	LOOK SEMIREC CL.II 3000 NW FL WH.	154
8941342	•••	LOOK SEMIREC CL.II 3000 NW FL GRH.	154
8941350	•••	LOOK SEMIREC CL.II 3000 WW SP WH.	154
8941352	•••	LOOK SEMIREC CL.II 3000 WW SP GRH.	154
8941360	•••	LOOK SEMIREC CL.II 3000 WW MFL WH.	154
8941362	•••	LOOK SEMIREC CL.II 3000 WW MFL GRH.	154
8941370	•••	LOOK SEMIREC CL.II 3000 WW FL WH.	154
8941372	•••	LOOK SEMIREC CL.II 3000 WW FL GRH.	154
8941410	•••	LOOK SEMIREC CL.II 2000 VW SP WH.	154
8941412	•••	LOOK SEMIREC CL.II 2000 VW SP GRH.	154
8941420	•••	LOOK SEMIREC CL.II 2000 VW MFL WH.	154
8941422	•••	LOOK SEMIREC CL.II 2000 VW MFL GRH.	154
8941430	•••	LOOK SEMIREC CL.II 2000 VW FL WH.	154
8941432	•••	LOOK SEMIREC CL.II 2000 VW FL GRH.	154
8941470	•••	LOOK TRACK CL.I 2000 VW SP WH.	152
8941472	•••	LOOK TRACK CL.I 2000 VW SP GRH.	152
8941480	•••	LOOK TRACK CL.I 2000 VW MFL WH.	152
8941482	•••	LOOK TRACK CL.I 2000 VW MFL GRH.	152
8941490	•••	LOOK TRACK CL.I 2000 VW FL WH.	152
8941492	•••	LOOK TRACK CL.I 2000 VW FL GRH.	152
8941530	•••	LOOK SUR CL.II 2000 VW SP WH.	153
8941532	•••	LOOK SUR CL.II 2000 VW SP GRH.	153
8941540	•••	LOOK SUR CL.II 2000 VW MFL WH.	153
8941542	•••	LOOK SUR CL.II 2000 VW MFL GRH.	153
8941550	•••	LOOK SUR CL.II 2000 VW FL WH.	153
8941552	•••	LOOK SUR CL.II 2000 VW FL GRH.	153
8941650	•••	LOOK TRACK CL.I 2000 NW MFL WH.	152
8941652	•••	LOOK TRACK CL.I 2000 NW MFL GRH.	152
8941660	•••	LOOK TRACK CL.I 2000 NW FL WH.	152
8941662	•••	LOOK TRACK CL.I 2000 NW FL GRH.	152
8941670	•••	LOOK TRACK CL.I 2000 WW MFL WH.	152
8941672	•••	LOOK TRACK CL.I 2000 WW MFL GRH.	152
8941680	•••	LOOK TRACK CL.I 2000 WW FL WH.	152
8941682	•••	LOOK TRACK CL.I 2000 WW FL GRH.	152
8941700	•••	LOOK TRACK CL.I 2000 NW SP WH.	152
8941702	•••	LOOK TRACK CL.I 2000 NW SP GRH.	152
8941710	•••	LOOK TRACK CL.I 2000 WW SP WH.	152
8941712	•••	LOOK TRACK CL.I 2000 WW SP GRH.	152
8941720	•••	LOOK TRACK CL.I 3000 NW SP WH.	152
8941722	•••	LOOK TRACK CL.I 3000 NW SP GRH.	152
8941730	•••	LOOK TRACK CL.I 3000 NW MFL WH.	152
8941732	•••	LOOK TRACK CL.I 3000 NW MFL GRH.	152
8941740	•••	LOOK TRACK CL.I 3000 NW FL WH.	152
8941742	•••	LOOK TRACK CL.I 3000 NW FL GRH.	152
8941750	•••	LOOK TRACK CL.I 3000 WW SP WH.	152
8941752	•••	LOOK TRACK CL.I 3000 WW SP GRH.	152
8941760	•••	LOOK TRACK CL.I 3000 WW MFL WH.	152
8941762	•••	LOOK TRACK CL.I 3000 WW MFL GRH.	152
8941770	•••	LOOK TRACK CL.I 3000 WW FL WH.	152
8941772	•••	LOOK TRACK CL.I 3000 WW FL GRH.	152
8941850	•••	LOOK SUR CL.II 2000 NW MFL WH.	152
8941852	•••	LOOK SUR CL.II 2000 NW MFL GRH.	152
8941860	•••	LOOK SUR CL.II 2000 NW FL WH.	153
8941862	•••	LOOK SUR CL.II 2000 NW FL GRH.	153
8941870	•••	LOOK SUR CL.II 2000 WW MFL WH.	153
8941872	•••	LOOK SUR CL.II 2000 WW MFL GRH.	153
8941880	•••	LOOK SUR CL.II 2000 WW FL WH.	153
8941882	•••	LOOK SUR CL.II 2000 WW FL GRH.	153
8941900	•••	LOOK SUR CL.II 2000 NW SP WH.	153
8941902	•••	LOOK SUR CL.II 2000 NW SP GRH.	153
8941910	•••	LOOK SUR CL.II 2000 WW SP WH.	153
8941912	•••	LOOK SUR CL.II 2000 WW SP GRH.	153
8941920	•••	LOOK SUR CL.I 3000 NW SP WH.	153

Ref.	Plazo	Descripción	P.
8941922	•••	LOOK SUR CL.I 3000 NW SP GRH.	153
8941930	•••	LOOK SUR CL.I 3000 NW MFL WH.	153
8941932	•••	LOOK SUR CL.I 3000 NW MFL GRH.	153
8941940	•••	LOOK SUR CL.I 3000 NW FL WH.	153
8941942	•••	LOOK SUR CL.I 3000 NW FL GRH.	153
8941950	•••	LOOK SUR CL.I 3000 WW SP WH.	153
8941952	•••	LOOK SUR CL.I 3000 WW SP GRH.	153
8941960	•••	LOOK SUR CL.I 3000 WW MFL WH.	153
8941962	•••	LOOK SUR CL.I 3000 WW MFL GRH.	153
8941970	•••	LOOK SUR CL.I 3000 WW FL WH.	153
8941972	•••	LOOK SUR CL.I 3000 WW FL GRH.	153
90 DOMO			
9000163	•••	DOMO SQ/KOMBIC SQ ACC. REC BOX	52
9006120	•	DOMO SQ ACC. OPAL GLASS WH.	52
9006140	•	DOMO SQ/KOMBIC SQ ACC. TRANSP GLASS WH.	52
9006142	•	DOMO SQ/KOMBIC SQ ACC. TRANSP GLASS BK.	61
9006200	•	DOMO SQ/KOMBIC SQ ACC. DECO FRAME WH.	61
9006202	•	DOMO SQ/KOMBIC SQ ACC. DECO FRAME BK.	61
92 DOMO / KOMBIC / RING			
9200210	•	DOMO 220/KOMBIC ACC. DECO RING WH.	50
9200212	•	DOMO 220/KOMBIC ACC. DECO RING BK.	50
9200213	•	DOMO 220/KOMBIC ACC. DECO RING GR.	50
9200220	•	KOMBIC ACC. Ø250 ADAPTER RING WH.	59
9201280	•	RING THINNER FRAME RD QR-CBC51 WH.	93
9201290	•	RING THINNER FRAME SQ QR-CBC51 WH.	93
9241350	•	KOMBIC BRIGHT 3000 WW	59
9241351	••	KOMBIC MATT 3000 WW	59
9241360	•	KOMBIC BRIGHT 3000 NW	59
9241361	••	KOMBIC MATT 3000 NW	59
9241370	•	KOMBIC BRIGHT 4000 WW	59
9241371	••	KOMBIC MATT 4000 WW	59
9241380	•	KOMBIC BRIGHT 4000 NW	59
9241381	••	KOMBIC MATT 4000 NW	59
9241430	•	KOMBIC SQ BRIGHT 3000 WW	61
9241440	•	KOMBIC SQ BRIGHT 3000 NW	61
9241450	•	KOMBIC SQ BRIGHT 4000 WW	61
9241460	•	KOMBIC SQ BRIGHT 4000 NW	61
9241480	•	KOMBIC BRIGHT 2000 WW	59
9241490	•	KOMBIC BRIGHT 2000 NW	59
9241520	••	KOMBIC BRIGHT 5000 WW	59
9241521	••	KOMBIC MATT 5000 WW	59
9241530	••	KOMBIC BRIGHT 5000 NW	59
9241531	••	KOMBIC MATT 5000 NW	59
9241560	••	KOMBIC SQ BRIGHT 5000 WW	61
9241570	••	KOMBIC SQ BRIGHT 5000 NW	61
9242530	•	ACC. DRIVER IP68 24V 80W	285
9246800	•	ACC. DRIVER 24V 100W	285
9247460	•	ACC. DRIVER 24V 20W	285
9247500	•	ACC. DRIVER 24V 60W	285
9247690	••	ACC. DRIVER 350MA 6-10W 220-240V	95
9247710	•	ACC. CONTROL GEAR EL 12V 20-60W	93
9247870	•	ACC. DRIVER IP66 350mA 12W	95
9247940	•	ACC. DRIVER IP66 700MA 17W	95
9251500	•	RING THINNER FRAME RD 1000 WW MFL DIM WH	93
9251510	•	RING THINNER FRAME SQ 1000 WW MFL DIM WH	93
9257700	•	DRIVER 15W 350mA 110-240V 50-60Hz 1-10V	95
9281350	••	KOMBIC BRIGHT 3000 WW DALI	59
9281351	••	KOMBIC MATT 3000 WW DALI	59
9281360	••	KOMBIC BRIGHT 3000 NW DALI	59
9281361	••	KOMBIC MATT 3000 NW DALI	59
9281370	••	KOMBIC BRIGHT 4000 WW DALI	59
9281371	••	KOMBIC MATT 4000 WW DALI	59
9281380	••	KOMBIC BRIGHT 4000 NW DALI	59
9281381	••	KOMBIC MATT 4000 NW DALI	59
9281430	••	KOMBIC SQ BRIGHT 3000 WW DALI	61
9281440	••	KOMBIC SQ BRIGHT 3000 NW DALI	61
9281450	••	KOMBIC SQ BRIGHT 4000 WW DALI	61
9281460	••	KOMBIC SQ BRIGHT 4000 NW DALI	61
9281480	••	KOMBIC BRIGHT 2000 WW DALI	59
9281490	••	KOMBIC BRIGHT 2000 NW DALI	59
9281520	••	KOMBIC BRIGHT 5000 WW DALI	59
9281521	••	KOMBIC MATT 5000 WW DALI	59
9281530	••	KOMBIC BRIGHT 5000 NW DALI	59
9281531	••	KOMBIC MATT 5000 NW DALI	59
9281560	••	KOMBIC SQ BRIGHT 5000 WW DALI	61
9281570	••	KOMBIC SQ BRIGHT 5000 NW DALI	61
9287700	•	DRIVER 15W 350mA 110-240V 50-60Hz DALI	61
94 IRON			
9441402	•••	IRON IP65 10000 NW VWFL BK.	334
9441412	•••	IRON IP65 15000 NW VWFL BK.	334
9441422	•••	IRON IP65 25000 NW VWFL BK.	334
96 SUSPENSIONES / ACCESORIOS / COLUMNA / FINE LED STRIP			
9600050	•••	ACC. ADJ EXTEN WALL ARM WH.	250
9600060	•••	ACC. ADJ WALL ARM WH.	281

Ref.	Plazo	Descripción	P.
9600170	•••	ACC. IP68 Ø8-10MM CONNECTOR	359
9600180	•••	ACC. IP68 Ø6,5-12MM CONNECTOR	359
9600252	•	LOOK/IMAG ACC. ADAPTOR	155
9600262	••	LOOK/IMAG ACC. FRESNEL LENS	155
9600272	•••	LOOK/IMAG ACC. HONEYCOMB GRILLE	155
9600282	•••	LOOK/IMAG ACC. SCREEN	155
9600292	•	LOOK/IMAG ACC. ANTI-GLARE LOUVRES	155
9600313	•••	NIU ACC. IND Ø60 ARM	404
9600323	•••	NIU ACC. IND Ø60-135 POLE CLAMP	404
9600333	•••	NIU ACC. Ø48 POLE BRACKET	404
9600343	•••	NIU ACC. Ø60 POLE BRACKET	404
9600353	•••	NIU ACC. Ø76 POLE ADAPTER	404
9600363	•••	NIU ACC. WALL ARM	404
9600372	••	LOOK/IMAG ACC. BUFFER	155
9600400	•	FINE LED STRIP ACC. OPAL DIFFUSER 2M	284
9600410	•	FINE LED STRIP ACC. TRANS DIFFUSER 2M	284
9600423	•	FINE LED STRIP ACC. 6MM SUR PROFILE 2M	284
9600433	•	FINE LED STRIP ACC. 6MM SUR END COVER	284
9600443	•	FINE LED STRIP ACC. 6MM SUR HOLE COVER	284
9600453	••	FINE LED STRIP ACC. 6MM REC PROFILE 2M	284
9600463	••	FINE LED STRIP ACC. 6MM REC END COVER	284
9600473	••	FINE LED STRIP ACC. 6MM REC HOLE COVER	284
9600483	•	FINE LED STRIP ACC. 12MM SUR PROFILE 2M	284
9600493	•	FINE LED STRIP ACC. 12MM SUR END COVER	284
9600503	•	FINE LED STRIP ACC. 12MM SUR HOLE COVER	284
9600513	•	FINE LED STRIP ACC. 12MM REC PROFILE 2M	284
9600523	••	FINE LED STRIP ACC. 12MM REC END COVER	284
9600533	••	FINE LED STRIP ACC. 12MM REC HOLE COVER	284
9600543	•	FINE LED STRIP ACC. 45º PROFILE 2M	284
9600553	•	FINE LED STRIP ACC. 45º END COVER	284
9600563	•	FINE LED STRIP ACC. 45º HOLE COVER	284
9600573	•	FINE LED STRIP ACC. 45º BRACKET	284
9600583	•	FINE LED STRIP ACC. SUR BRACKET	284
9600880	•	ACC. DIF. SOFT TECH OPAL	284
9600893	••	POLE ACC. 205MM FIXATION PATTERN	236
9600900	•	FINE LED STRIP IP20 24V 5M 7000 WW	410
9600910	•••	FINE LED STRIP IP20 24V 5M 2500 RGB	284
9600913	•••	POLE ACC. 285MM FIXATION PATTERN	284
9600920	•	FINE LED STRIP IP65 24V 5M 7000 WW	284
9600930	••	FINE LED STRIP IP65 24V 5M 2500 RGB	284
9600953	••	POLE ACC. M18 BOLT SET	410
9600973	••	POLE ACC. M22 BOLT SET	410
9600990	•	ACC. ELECTROSTATICS WRIST STRAP	220
9601010	••	ACC. RIGID SUSP 100MM WH.	359
9601020	••	ACC. RIGID SUSP 250MM WH.	359
9601040	•••	ACC. IP67 4P CONNECTOR	359
9601050	••	ACC. RIGID SUSP 500MM WH.	359
9601100	••	ACC. RIGID SUSP 1000MM WH.	359
9601313	•	ACC. QUICK STEEL CABLE 1M NK.	233
9601343	•	ACC. QUICK STEEL CABLE 4M NK.	233
9601903	•••	SMAP ACC. 4M POLE GR.	410
9601913	•••	SMAP ACC. 5M POLE GR.	410
9601923	•••	SMAP ACC. 6M POLE GR.	410
9601933	•••	SMAP ACC. 7M A POLE GR.	410
9601943	•••	SMAP ACC. 9M A POLE GR.	410
9602933	•••	SMAP ACC. 7M B POLE GR.	410
9602943	•••	SMAP ACC. 9M B POLE GR.	410
9603943	•••	SMAP ACC. 9M C POLE GR.	410
9606010	•	ACC. INTM JOINT B	220
9607343	•••	OWL ACC.WALL ARM 1M GR.	416
9607450	•	ACC. WALL BRACKET 75MM WH.	220
9607453	•	ACC. WALL BRACKET 75MM GR.	220
9607460	•••	ACC. WALL BRACKET 300MM WH.	220
9607463	•••	ACC. WALL BRACKET 300MM GR.	220
9607473	•••	BAZZ AIR ACC. Ø120 POLE 1CLAMP GR.	367
9607483	•••	BAZZ AIR ACC. Ø120 POLE 2CLAMP GR.	367
9607490	•	ACC. DB STEEL CABLE WH.	250
9607493	•	ACC. DB STEEL CABLE GR.	250
9607510	•	ACC. STEEL CABLE 1M WH.	280
9607513	•	ACC. STEEL CABLE 1M NK.	280
9607540	•	ACC. STEEL CABLE 4M WH.	280
9607543	•	ACC. STEEL CABLE 4M NK.	280
9607610	•	ACC. SUR FIXING WH.	280
9607613	•	ACC. SUR FIXING NK.	280
9608590	•••	ACC. RIGID SUSP FIXING JOINT WH.	280
9608603	•	ACC. Y 250MM STEEL CABLE NK.	281
9608633	•	ACC. Y 180MM STEEL CABLE NK.	250
9608640	•••	ACC. ELEC 3P SUSP WH.	250
9608643	•••	ACC. ELEC 3P SUSP GR.	250
9621000	•	ACC. ELECMEC SUR FIXING WH.	250
9621003	•	ACC. ELECMEC SUR FIXING GR.	250
9621010	•••	ACC. ELECMEC RIGID SUSP 100MM WH.	125
9621013	•••	ACC. ELECMEC RIGID SUSP 100MM GR.	125
9621020	•••	ACC. ELECMEC RIGID SUSP 250MM WH.	125

Ref.	Plazo	Descripción	P.
9621023	•••	ACC. ELECMEC RIGID SUSP 250MM GR.	125
9621050	•••	ACC. ELECMEC RIGID SUSP 500MM WH.	125
9621053	•••	ACC. ELECMEC RIGID SUSP 500MM GR.	125
9621100	•••	ACC. ELECMEC RIGID SUSP 1000MM WH.	125
9621103	•••	ACC. ELECMEC RIGID SUSP 1000MM GR.	125
9621210	•	ACC. ELECMEC SUSP 1M WH.	280
9621213	•	ACC. ELECMEC SUSP 1M GR.	280
9621240	•	ACC. ELECMEC SUSP 4M WH.	280
9621243	•	ACC. ELECMEC SUSP 4M GR.	280
9621310	•	ACC. ELECMEC QUICK SUSP 1M WH.	233
9621313	•	ACC. ELECMEC QUICK SUSP 1M GR.	233
9621340	•	ACC. ELECMEC QUICK SUSP 4M WH.	233
9621343	•	ACC. ELECMEC QUICK SUSP 4M GR.	233
9627490	•••	ACC. DB ELECMEC SUSP WH.	125
9627493	•••	ACC. DB ELECMEC SUSP GR.	125
9628600	•••	ACC. ELECMEC Y 250MM 3P SUSP WH.	281
9628603	•••	ACC. ELECMEC Y 250MM 3P SUSP GR.	281
9628630	•••	ACC. ELECMEC Y 180MM 3P SUSP WH.	250
9628633	•••	ACC. ELECMEC Y 180MM 3P SUSP GR.	250
9640790	•••	ACC. DMX/RDM CHANNEL ADDRESSING USB	365
9640920	•••	ACC. RGB RCONTROLLER 24V 432W	385
9645030	•••	ACC. DMX CONTROLLER	365
9650930	•••	ACC. 1-10V PWM LED CONVERTER 24V 120W	385
9658640	•	ACC. ELEC 5P SUSP WH.	280
9658643	•	ACC. ELEC 5P SUSP GR.	280
9680930	•••	ACC. DALI PWM LED CONVERTER 24V 120W	285
9680940	•••	ACC. DALI/DMX PWM RGB CONVERTER 24V 144W	285
9681210	•••	ACC. ELECMEC SUSP 1M 5P WH.	280
9681213	•••	ACC. ELECMEC SUSP 1M 5P GR.	280
9681240	•••	ACC. ELECMEC SUSP 4M 5P WH.	280
9681243	•••	ACC. ELECMEC SUSP 4M 5P GR.	280
9681310	•••	ACC. ELECMEC QUICK SUSP 1M 5P WH.	280
9681313	•••	ACC. ELECMEC QUICK SUSP 1M 5P GR.	280
9681340	•••	ACC. ELECMEC QUICK SUSP 4M 5P WH.	280
9681343	•••	ACC. ELECMEC QUICK SUSP 4M 5P GR.	280
98 XTREMA / MINI URBAN / URBAN			
9800973	•	XTREMA 80 ACC. REC BOX	359
9800993	•	XTREMA 45 ACC. REC BOX	359
9801043	••	MINI URBAN 65 ASYM 350 NW GR.	349
9801053	•	MINI URBAN 65 ASYM 350 WW GR.	349
9801400	•	XTREMA SIGN CW	358
9802053	•	XTREMA 45 250 NW VWFL	358
9802063	•	XTREMA 45 250 WW VWFL	358
9806153	••	XTREMA 80 600 NW VWFL	359
9806163	•	XTREMA 80 600 WW VWFL	359
9806173	••	XTREMA 80 600 NW MFL	359
9806183	••	XTREMA 80 600 WW MFL	359
9840093	••	URBAN 65 LED ASYM NW GR.	349
9841093	••	URBAN 65 LED ASYM WW GR.	349
99 STGO / MIKADO			
9900423	•••	STGO ACC. END COVER GR.	278
9900900	•••	MIKADO CUSTOM	319
9900913	•••	MIKADO ACC. M12X500 BOLT SET	319
9900923	•••	MIKADO ACC. FIXATION PATTERN	319
9941403	•••	STGO OPAL DIR/IND 7000 NW GR.	319
9941413	•••	STGO OPAL DIR 4400 NW GR.	278
BA3 BAULINE			
BA3RE068MOMF830NG	•••	BAULINE G3 REC 679MM 2500 WW MFL AND	374
BA3RE068MOMF840NG	•••	BAULINE G3 REC 679MM 2500 NW MFL AND	374
BA3RE068MOSP830NG	•••	BAULINE G3 REC 679MM 2500 WW SP AND	374
BA3RE068MOSP840NG	•••	BAULINE G3 REC 679MM 2500 NW SP AND	374
BA3RE127MOMF830NG	•••	BAULINE G3 REC 1268MM 3600 WW MFL AND	374
BA3RE127MOMF840NG	•••	BAULINE G3 REC 1268MM 3600 NW MFL AND	374
BA3RE127MOSP830NG	•••	BAULINE G3 REC 1268MM 3600 WW SP AND	374
BA3RE127MOSP840NG	•••	BAULINE G3 REC 1268MM 3600 NW SP AND	374
BA3SF065MOMF830NG	•••	BAULINE G3 SUR 650MM 2500 WW MFL AND	374
BA3SF065MOMF840NG	•••	BAULINE G3 SUR 650MM 2500 NW MFL AND	374
BA3SF065MOSP830NG	•••	BAULINE G3 SUR 650MM 2500 WW SP AND	374
BA3SF065MOSP840NG	•••	BAULINE G3 SUR 650MM 2500 NW SP AND	374
BA3SF124MOMF830NG	•••	BAULINE G3 SUR 1240MM 3600 WW MFL AND	374
BA3SF124MOMF840NG	•••	BAULINE G3 SUR 1240MM 3600 NW MFL AND	374
BA3SF124MOSP830NG	•••	BAULINE G3 SUR 1240MM 3600 WW SP AND	374
BA3SF124MOSP840NG	•••	BAULINE G3 SUR 1240MM 3600 NW SP AND	374
BUR BAULINE ACC.			
BUREBO0683	••	BAULINE ACC. REC BOX 683	374
BUREBO1272	••	BAULINE ACC. REC BOX 1272	374
CL1 CLINIC			
CL1058DRMO9TWD	•••	CLINIC REFLECTOR 580 DIR 1500 TW DALI	297
CL1058IDMO9TWD	•••	CLINIC REFLECTOR 580 INDIR 1500 TW DALI	297
CL1115DRMO9TWD	•••	CLINIC REFLECTOR 1150 DIR 3000 TW DALI	297
CL1115IDMO9TWD	•••	CLINIC REFLECTOR 1150 INDIR 3000 TW DALI	297
COA ACC.			
COARDB120A	•••	ACC. CO ARM DB 120-130 ANT.	381
COARDB120G	•••	ACC. CO ARM DB 120-130 GR.	381

Ref.	Plazo	Descripción	P.
COARIN060A	•••	ACC. CO ARM IND 60-135 ANT.	381
COARIN060G	•••	ACC. CO ARM IND 60-135 GR.	381
COARIN120A	•••	ACC. CO ARM IND 120-130 ANT.	381
COARIN120G	•••	ACC. CO ARM IND 120-130 GR.	381
COARLODB60A	•••	ACC. CO ARM LONG DB Ø60 ANT.	397
COARLODB60G	•••	ACC. CO ARM LONG DB Ø60 GR.	397
COARLODB76A	•••	ACC. CO ARM LONG DB Ø76 ANT.	397
COARLODB76G	•••	ACC. CO ARM LONG DB Ø76 GR.	397
COARLOIN60A	•••	ACC. CO ARM LONG IND Ø60 ANT.	397
COARLOIN60G	•••	ACC. CO ARM LONG IND Ø60 GR.	397
COARLOIN76A	•••	ACC. CO ARM LONG IND Ø76 ANT.	397
COARLOIN76G	•••	ACC. CO ARM LONG IND Ø76 GR.	397
COARLOINT080A	•••	ACC. CO ARM LONG INT ANT.	397
COARLOINT080G	•••	ACC. CO ARM LONG INT GR.	397
COARSHDB60A	•••	ACC. CO ARM SHORT DB Ø60 ANT.	397
COARSHDB60G	•••	ACC. CO ARM SHORT DB Ø60 GR.	397
COARSHDB76A	•••	ACC. CO ARM SHORT DB Ø76 ANT.	397
COARSHDB76G	•••	ACC. CO ARM SHORT DB Ø76 GR.	397
COARSHIN60A	•••	ACC. CO ARM SHORT IND Ø60 ANT.	397
COARSHIN60G	•••	ACC. CO ARM SHORT IND Ø60 GR.	397
COARSHIN76A	•••	ACC. CO ARM SHORT IND Ø76 ANT.	397
COARSHIN76G	•••	ACC. CO ARM SHORT IND Ø76 GR.	397
COARSHINT080A	•••	ACC. CO ARM SHORT INT ANT.	397
COARSHINT080G	•••	ACC. CO ARM SHORT INT GR.	397
CTR20BLD	•••	CASAMBI CONTR. IP20 BLUETOOTH DALI	297
DP2 DOMO 160			
DP214FL830DW	••	DOMO 160 SPOT G2 1500 WW FL DALI WH.	44
DP214FL830NW	••	DOMO 160 SPOT G2 1500 WW FL WH.	44
DP214FL840DW	••	DOMO 160 SPOT G2 1500 NW FL DALI WH.	44
DP214FL840NW	••	DOMO 160 SPOT G2 1500 NW FL WH.	44
DP214MF830DW	••	DOMO 160 SPOT G2 1500 WW MFL DALI WH.	44
DP214MF830NW	••	DOMO 160 SPOT G2 1500 WW MFL WH.	44
DP214MF840DW	••	DOMO 160 SPOT G2 1500 NW MFL DALI WH.	44
DP214MF840NW	••	DOMO 160 SPOT G2 1500 NW MFL WH.	44
DP225FL830DW	••	DOMO 160 SPOT G2 2500 WW FL DALI WH.	44
DP225FL830NW	•	DOMO 160 SPOT G2 2500 WW FL WH.	44
DP225FL840DW	••	DOMO 160 SPOT G2 2500 NW FL DALI WH.	44
DP225FL840NW	••	DOMO 160 SPOT G2 2500 NW FL WH.	44
DP225MF830DW	••	DOMO 160 SPOT G2 2500 WW MFL DALI WH.	44
DP225MF830NW	••	DOMO 160 SPOT G2 2500 WW MFL WH.	44
DP225MF840DW	••	DOMO 160 SPOT G2 2500 NW MFL DALI WH.	44
DP225MF840NW	••	DOMO 160 SPOT G2 2500 NW MFL WH.	44
DP235FL830DW	••	DOMO 160 SPOT G2 3500 WW FL DALI WH.	44
DP235FL830NW	•	DOMO 160 SPOT G2 3500 WW FL WH.	44
DP235FL840DW	••	DOMO 160 SPOT G2 3500 NW FL DALI WH.	44
DP235FL840NW	••	DOMO 160 SPOT G2 3500 NW FL WH.	44
DP235MF830DW	••	DOMO 160 SPOT G2 3500 WW MFL DALI WH.	44
DP235MF830NW	••	DOMO 160 SPOT G2 3500 WW MFL WH.	44
DP235MF840DW	••	DOMO 160 SPOT G2 3500 NW MFL DALI WH.	44
DP235MF840NW	••	DOMO 160 SPOT G2 3500 NW MFL WH.	44
DP246FL830DW	••	DOMO 160 SPOT G2 4600 WW FL DALI WH.	44
DP246FL830NW	••	DOMO 160 SPOT G2 4600 WW FL WH.	44
DP246FL840DW	••	DOMO 160 SPOT G2 4600 NW FL DALI WH.	44
DP246FL840NW	••	DOMO 160 SPOT G2 4600 NW FL WH.	44
DP246MF830DW	••	DOMO 160 SPOT G2 4600 WW MFL DALI WH.	44
DP246MF830NW	••	DOMO 160 SPOT G2 4600 WW MFL WH.	44
DP246MF840DW	••	DOMO 160 SPOT G2 4600 NW MFL DALI WH.	44
DP246MF840NW	••	DOMO 160 SPOT G2 4600 NW MFL WH.	44
DRV DRIVER			
DRV2010024D	•••	DRV 100W 24V 220-240V DA IND.	285
DRV6710024D	•••	DRV 100W 24V 100-305V DA IP67	285
DRV6710024N	•••	DRV 100W 24V 100-305V NR IP67	285
FC1 FINE CURVE			
FC1100LO68OP8300W	•••	FINE CURVE LED 1M 340 IP68 WW OPAL WH.	285
FC1100LO68OP8400W	•••	FINE CURVE LED 1M 340 IP68 NW OPAL WH.	285
FC1200LO68OP8300W	•••	FINE CURVE LED 2M 680 IP68 WW OPAL WH.	285
FC1200LO68OP8400W	•••	FINE CURVE LED 2M 680 IP68 NW OPAL WH.	285
FC1500LO68OP8300W	•••	FINE CURVE LED 5M 1700 IP68 WW OPAL WH.	285
FC1500LO68OP8400W	•••	FINE CURVE LED 5M 1700 IP68 NW OPAL WH.	285
FC1FX30G	•••	FINE CURVE LED ACC.WALL BRACKET 30MM GR.	285
FL FLUT			
FL209AS730NA	•••	FLUT G2 9300 WW ASYM ANT.	382
FL209AS730NG	•••	FLUT G2 9300 WW ASYM GR.	382
FL209AS740NA	•••	FLUT G2 9300 NW ASYM ANT.	382
FL209AS740NG	•••	FLUT G2 9300 NW ASYM GR.	382
FL209ST740NA	•••	FLUT G2 9300 NW STREET ANT.	382
FL209ST740NG	•••	FLUT G2 9300 NW STREET GR.	382
FL209SY730NA	•••	FLUT G2 9300 WW SYM ANT.	382
FL209SY730NG	•••	FLUT G2 9300 WW SYM GR.	382
FL209SY740NA	•••	FLUT G2 9300 NW SYM ANT.	382
FL209SY740NG	•••	FLUT G2 9300 NW SYM GR.	382
FL214AS730NA	•••	FLUT G2 14000 WW ASYM ANT.	382
FL214AS730NG	•••	FLUT G2 14000 WW ASYM GR.	382
FL214AS740NA	•••	FLUT G2 14000 NW ASYM ANT.	382

Ref.	Plazo	Descripción	P.
FL214AS740NG	•••	FLUT G2 14000 NW ASYM GR.	382
FL214ST740NA	•••	FLUT G2 14000 NW STREET ANT.	382
FL214ST740NG	•••	FLUT G2 14000 NW STREET GR.	382
FL214SY730NA	•••	FLUT G2 14000 WW SYM ANT.	382
FL214SY730NG	•••	FLUT G2 14000 WW SYM GR.	382
FL214SY740NA	•••	FLUT G2 14000 NW SYM ANT.	382
FL214SY740NG	•••	FLUT G2 14000 NW SYM GR.	382
FL219AS730NA	•••	FLUT G2 18700 WW ASYM ANT.	382
FL219AS730NG	•••	FLUT G2 18700 WW ASYM GR.	382
FL219AS740NA	•••	FLUT G2 18700 NW ASYM ANT.	382
FL219AS740NG	•••	FLUT G2 18700 NW ASYM GR.	382
FL219ST740NA	•••	FLUT G2 18700 NW STREET ANT.	382
FL219ST740NG	•••	FLUT G2 18700 NW STREET GR.	382
FL219SY730NA	•••	FLUT G2 18700 WW SYM ANT.	382
FL219SY730NG	•••	FLUT G2 18700 WW SYM GR.	382
FL219SY740NA	•••	FLUT G2 18700 NW SYM ANT.	382
FL219SY740NG	•••	FLUT G2 18700 NW SYM GR.	382
FLLOAS1B	•••	FLUT ACC ASYM ANTIGLARE LOUVRES 32 64LED	382
FLLOAS2B	•••	FLUT ACC. ASYM ANTIGLARE LOUVRES 48 LED	382
FLLOSTB	•••	FLUT ACC. STREET ANTI-GLARE LOUVRES BK.	382
FXARWAA	•••	ACC. FX ARM WALL ANT.	397
FXARWAG	•••	ACC. FX ARM WALL GR.	397
GA GAP			
GA215MF830NI	•••	GAP G2 1400 WW MFL INOX	354
GA215MF840NI	•••	GAP G2 1400 NW MFL INOX	354
GA215SP830NI	•••	GAP G2 1400 WW SP INOX	354
GA215SP840NI	•••	GAP G2 1400 NW SP INOX	354
GA215WF830NI	•••	GAP G2 1400 WW WFL INOX	354
GA215WF840NI	•••	GAP G2 1400 NW WFL INOX	354
GA230MF830NI	•••	GAP G2 2800 WW MFL INOX	354
GA230MF840NI	•••	GAP G2 2800 NW MFL INOX	354
GA230SP830NI	•••	GAP G2 2800 WW SP INOX	354
GA230SP840NI	•••	GAP G2 2800 NW SP INOX	354
GA230WF830NI	•••	GAP G2 2800 WW WFL INOX	354
GA230WF840NI	•••	GAP G2 2800 NW WFL INOX	354
GA235MF830NI	•••	GAP G2 3600 WW MFL INOX	354
GA235MF840NI	•••	GAP G2 3600 NW MFL INOX	354
GA235SP830NI	•••	GAP G2 3600 WW SP INOX	354
GA235SP840NI	•••	GAP G2 3600 NW SP INOX	354
GA235WF830NI	•••	GAP G2 3600 WW WFL INOX	354
GA235WF840NI	•••	GAP G2 3600 NW WFL INOX	354
GAREBOB	••	GAP ACC. REC BOX	354
GARERIRDM	•••	GAP ACC. REC CEILING RING	354
HD1 HANCE DOWNLIGHT			
HD1RE10FL830DBB	••	HANCE DOWN REC 1000 WW FL DALI BK.	38
HD1RE10FL830DBW	••	HANCE DOWN REC 1000 WW FL DALI WH.	38
HD1RE10FL830NBB	••	HANCE DOWN REC 1000 WW FL BK.	38
HD1RE10FL830NBW	••	HANCE DOWN REC 1000 WW FL WH.	38
HD1RE10FL840DBB	••	HANCE DOWN REC 1000 NW FL DALI BK.	38
HD1RE10FL840DBW	••	HANCE DOWN REC 1000 NW FL DALI WH.	38
HD1RE10FL840NBB	••	HANCE DOWN REC 1000 NW FL BK.	38
HD1RE10FL840NBW	••	HANCE DOWN REC 1000 NW FL WH.	38
HD1RE10MF830DBB	••	HANCE DOWN REC 1000 WW MFL DALI BK.	38
HD1RE10MF830DBW	••	HANCE DOWN REC 1000 WW MFL DALI WH.	38
HD1RE10MF830NBB	••	HANCE DOWN REC 1000 WW MFL BK.	38
HD1RE10MF830NBW	••	HANCE DOWN REC 1000 WW MFL WH.	38
HD1RE10MF840DBB	••	HANCE DOWN REC 1000 NW MFL DALI BK.	38
HD1RE10MF840DBW	••	HANCE DOWN REC 1000 NW MFL DALI WH.	38
HD1RE10MF840NBB	••	HANCE DOWN REC 1000 NW MFL BK.	38
HD1RE10MF840NBW	••	HANCE DOWN REC 1000 NW MFL WH.	38
HD1RE10SP830DBB	••	HANCE DOWN REC 1000 WW SP DALI BK.	38
HD1RE10SP830DBW	••	HANCE DOWN REC 1000 WW SP DALI WH.	38
HD1RE10SP830NBB	••	HANCE DOWN REC 1000 WW SP BK.	38
HD1RE10SP830NBW	••	HANCE DOWN REC 1000 WW SP WH.	38
HD1RE10SP840DBB	••	HANCE DOWN REC 1000 NW SP DALI BK.	38
HD1RE10SP840DBW	••	HANCE DOWN REC 1000 NW SP DALI WH.	38
HD1RE10SP840NBB	••	HANCE DOWN REC 1000 NW SP BK.	38
HD1RE10SP840NBW	••	HANCE DOWN REC 1000 NW SP WH.	38
HD1RE10SS930DBB	••	HANCE DOWN REC 1000 WW SSP DALI BK.	38
HD1RE10SS930DBW	••	HANCE DOWN REC 1000 WW SSP DALI WH.	38
HD1RE10SS930NBB	••	HANCE DOWN REC 1000 WW SSP BK.	38
HD1RE10SS930NBW	••	HANCE DOWN REC 1000 WW SSP WH.	38
HD1RE10SS940DBB	••	HANCE DOWN REC 1000 NW SSP DALI BK.	38
HD1RE10SS940DBW	••	HANCE DOWN REC 1000 NW SSP DALI WH.	38
HD1RE10SS940NBB	••	HANCE DOWN REC 1000 NW SSP BK.	38
HD1RE10SS940NBW	••	HANCE DOWN REC 1000 NW SSP WH.	38
HD1RE20FL830DBB	••	HANCE DOWN REC 2000 WW FL DALI BK.	38
HD1RE20FL830DBW	••	HANCE DOWN REC 2000 WW FL DALI WH.	38
HD1RE20FL830NBB	••	HANCE DOWN REC 2000 WW FL BK.	38
HD1RE20FL830NBW	••	HANCE DOWN REC 2000 WW FL WH.	38
HD1RE20FL840DBB	••	HANCE DOWN REC 2000 NW FL DALI BK.	38
HD1RE20FL840DBW	••	HANCE DOWN REC 2000 NW FL DALI WH.	38
HD1RE20FL840NBB	••	HANCE DOWN REC 2000 NW FL BK.	38
HD1RE20FL840NBW	••	HANCE DOWN REC 2000 NW FL WH.	38

Ref.	Plazo	Descripción	P.
HD1RE20MF830DBB	••	HANCE DOWN REC 2000 WW MFL DALI BK.	38
HD1RE20MF830DBW	••	HANCE DOWN REC 2000 WW MFL DALI WH.	38
HD1RE20MF830NBB	••	HANCE DOWN REC 2000 WW MFL BK.	38
HD1RE20MF830NBW	••	HANCE DOWN REC 2000 WW MFL WH.	38
HD1RE20MF840DBB	••	HANCE DOWN REC 2000 NW MFL DALI BK.	38
HD1RE20MF840DBW	••	HANCE DOWN REC 2000 NW MFL DALI WH.	38
HD1RE20MF840NBB	••	HANCE DOWN REC 2000 NW MFL BK.	38
HD1RE20MF840NBW	••	HANCE DOWN REC 2000 NW MFL WH.	38
HD1RE20SP830DBB	••	HANCE DOWN REC 2000 WW SP DALI BK.	38
HD1RE20SP830DBW	••	HANCE DOWN REC 2000 WW SP DALI WH.	38
HD1RE20SP830NBB	••	HANCE DOWN REC 2000 WW SP BK.	38
HD1RE20SP830NBW	••	HANCE DOWN REC 2000 WW SP WH.	38
HD1RE20SP840DBB	••	HANCE DOWN REC 2000 NW SP DALI BK.	38
HD1RE20SP840DBW	••	HANCE DOWN REC 2000 NW SP DALI WH.	38
HD1RE20SP840NBB	••	HANCE DOWN REC 2000 NW SP BK.	38
HD1RE20SP840NBW	••	HANCE DOWN REC 2000 NW SP WH.	38
HD1RE20SS930DBB	••	HANCE DOWN REC 2000 WW SSP DALI BK.	38
HD1RE20SS930DBW	••	HANCE DOWN REC 2000 WW SSP DALI WH.	38
HD1RE20SS930NBB	••	HANCE DOWN REC 2000 WW SSP BK.	38
HD1RE20SS930NBW	••	HANCE DOWN REC 2000 WW SSP WH.	38
HD1RE20SS940DBB	••	HANCE DOWN REC 2000 NW SSP DALI BK.	38
HD1RE20SS940DBW	••	HANCE DOWN REC 2000 NW SSP DALI WH.	38
HD1RE20SS940NBB	••	HANCE DOWN REC 2000 NW SSP WH.	38
HD1RE20SS940NBW	••	HANCE DOWN REC 2000 NW SSP WH.	38
HD1RE30FL830DBB	••	HANCE DOWN REC 3000 WW FL DALI BK.	40
HD1RE30FL830DBW	••	HANCE DOWN REC 3000 WW FL DALI WH.	40
HD1RE30FL830NBB	••	HANCE DOWN REC 3000 WW FL BK.	40
HD1RE30FL830NBW	••	HANCE DOWN REC 3000 WW FL WH.	40
HD1RE30FL840DBB	••	HANCE DOWN REC 3000 NW FL DALI BK.	40
HD1RE30FL840DBW	••	HANCE DOWN REC 3000 NW FL DALI WH.	40
HD1RE30FL840NBB	••	HANCE DOWN REC 3000 NW FL BK.	40
HD1RE30FL840NBW	••	HANCE DOWN REC 3000 NW FL WH.	40
HD1RE30MF830DBB	••	HANCE DOWN REC 3000 WW MFL DALI BK.	40
HD1RE30MF830DBW	••	HANCE DOWN REC 3000 WW MFL DALI WH.	40
HD1RE30MF830NBB	••	HANCE DOWN REC 3000 WW MFL BK.	40
HD1RE30MF830NBW	••	HANCE DOWN REC 3000 WW MFL WH.	40
HD1RE30MF840DBB	••	HANCE DOWN REC 3000 NW MFL DALI BK.	40
HD1RE30MF840DBW	••	HANCE DOWN REC 3000 NW MFL DALI WH.	40
HD1RE30MF840NBB	••	HANCE DOWN REC 3000 NW MFL BK.	40
HD1RE30MF840NBW	••	HANCE DOWN REC 3000 NW MFL WH.	40
HD1RE30SP830DBB	••	HANCE DOWN REC 3000 WW SP DALI BK.	40
HD1RE30SP830DBW	••	HANCE DOWN REC 3000 WW SP DALI WH.	40
HD1RE30SP830NBB	••	HANCE DOWN REC 3000 WW SP BK.	40
HD1RE30SP830NBW	••	HANCE DOWN REC 3000 WW SP WH.	40
HD1RE30SP840DBB	••	HANCE DOWN REC 3000 NW SP DALI BK.	40
HD1RE30SP840DBW	••	HANCE DOWN REC 3000 NW SP DALI WH.	40
HD1RE30SP840NBB	••	HANCE DOWN REC 3000 NW SP BK.	40
HD1RE30SP840NBW	••	HANCE DOWN REC 3000 NW SP WH.	40
HD1RE40FL830DBB	••	HANCE DOWN REC 4000 WW FL DALI BK.	40
HD1RE40FL830DBW	••	HANCE DOWN REC 4000 WW FL DALI WH.	40
HD1RE40FL830NBB	••	HANCE DOWN REC 4000 WW FL BK.	40
HD1RE40FL830NBW	••	HANCE DOWN REC 4000 WW FL WH.	40
HD1RE40FL840DBB	••	HANCE DOWN REC 4000 NW FL DALI BK.	40
HD1RE40FL840DBW	••	HANCE DOWN REC 4000 NW FL DALI WH.	40
HD1RE40FL840NBB	••	HANCE DOWN REC 4000 NW FL BK.	40
HD1RE40FL840NBW	••	HANCE DOWN REC 4000 NW FL WH.	40
HD1RE40MF830DBB	••	HANCE DOWN REC 4000 WW MFL DALI BK.	40
HD1RE40MF830DBW	••	HANCE DOWN REC 4000 WW MFL DALI WH.	40
HD1RE40MF830NBB	••	HANCE DOWN REC 4000 WW MFL BK.	40
HD1RE40MF830NBW	••	HANCE DOWN REC 4000 WW MFL WH.	40
HD1RE40MF840DBB	••	HANCE DOWN REC 4000 NW MFL DALI BK.	40
HD1RE40MF840DBW	••	HANCE DOWN REC 4000 NW MFL DALI WH.	40
HD1RE40MF840NBB	••	HANCE DOWN REC 4000 NW MFL BK.	40
HD1RE40MF840NBW	••	HANCE DOWN REC 4000 NW MFL WH.	40
HD1RE40SP830DBB	••	HANCE DOWN REC 4000 WW SP DALI BK.	40
HD1RE40SP830DBW	••	HANCE DOWN REC 4000 WW SP DALI WH.	40
HD1RE40SP830NBB	••	HANCE DOWN REC 4000 WW SP BK.	40
HD1RE40SP830NBW	••	HANCE DOWN REC 4000 WW SP WH.	40
HD1RE40SP840DBB	••	HANCE DOWN REC 4000 NW SP DALI BK.	40
HD1RE40SP840DBW	••	HANCE DOWN REC 4000 NW SP DALI WH.	40
HD1RE40SP840NBB	••	HANCE DOWN REC 4000 NW SP BK.	40
HD1RE40SP840NBW	••	HANCE DOWN REC 4000 NW SP WH.	40
HD1SR10FL830DBB	••	HANCE DOWN SEMIREC 1000 WW FL DALI BK.	38
HD1SR10FL830DBW	••	HANCE DOWN SEMIREC 1000 WW FL DALI WH.	38
HD1SR10FL830NBB	••	HANCE DOWN SEMIREC 1000 WW FL BK.	38
HD1SR10FL830NBW	••	HANCE DOWN SEMIREC 1000 WW FL WH.	38
HD1SR10FL840DBB	••	HANCE DOWN SEMIREC 1000 NW FL DALI BK.	38
HD1SR10FL840DBW	••	HANCE DOWN SEMIREC 1000 NW FL DALI WH.	38
HD1SR10FL840NBB	••	HANCE DOWN SEMIREC 1000 NW FL BK.	38
HD1SR10FL840NBW	••	HANCE DOWN SEMIREC 1000 NW FL WH.	38
HD1SR10MF830DBB	••	HANCE DOWN SEMIREC 1000 WW MFL DALI BK.	38
HD1SR10MF830DBW	••	HANCE DOWN SEMIREC 1000 WW MFL DALI WH.	38
HD1SR10MF830NBB	••	HANCE DOWN SEMIREC 1000 WW MFL BK.	38
HD1SR10MF830NBW	••	HANCE DOWN SEMIREC 1000 WW MFL WH.	38

Ref.	Plazo	Descripción	P.
HD1SR10MF840DBB	••	HANCE DOWN SEMIREC 1000 NW MFL DALI BK.	38
HD1SR10MF840DBW	••	HANCE DOWN SEMIREC 1000 NW MFL DALI WH.	38
HD1SR10MF840NBB	••	HANCE DOWN SEMIREC 1000 NW MFL BK.	38
HD1SR10MF840NBW	••	HANCE DOWN SEMIREC 1000 NW MFL WH.	38
HD1SR10SP830DBB	••	HANCE DOWN SEMIREC 1000 WW SP DALI BK.	38
HD1SR10SP830DBW	••	HANCE DOWN SEMIREC 1000 WW SP DALI WH.	38
HD1SR10SP830NBB	••	HANCE DOWN SEMIREC 1000 WW SP BK.	38
HD1SR10SP830NBW	••	HANCE DOWN SEMIREC 1000 WW SP WH.	38
HD1SR10SP840DBB	••	HANCE DOWN SEMIREC 1000 NW SP DALI BK.	38
HD1SR10SP840DBW	••	HANCE DOWN SEMIREC 1000 NW SP DALI WH.	38
HD1SR10SP840NBB	••	HANCE DOWN SEMIREC 1000 NW SP BK.	38
HD1SR10SP840NBW	••	HANCE DOWN SEMIREC 1000 NW SP WH.	38
HD1SR10SS930DBB	••	HANCE DOWN SEMIREC 1000 WW SSP DALI BK.	38
HD1SR10SS930DBW	••	HANCE DOWN SEMIREC 1000 WW SSP DALI WH.	38
HD1SR10SS930NBB	••	HANCE DOWN SEMIREC 1000 WW SSP BK.	38
HD1SR10SS930NBW	••	HANCE DOWN SEMIREC 1000 WW SSP WH.	38
HD1SR10SS940DBB	••	HANCE DOWN SEMIREC 1000 NW SSP DALI BK.	38
HD1SR10SS940DBW	••	HANCE DOWN SEMIREC 1000 NW SSP DALI WH.	38
HD1SR10SS940NBB	••	HANCE DOWN SEMIREC 1000 NW SSP BK.	38
HD1SR10SS940NBW	••	HANCE DOWN SEMIREC 1000 NW SSP WH.	38
HD1SR20FL830DBB	••	HANCE DOWN SEMIREC 2000 WW FL DALI BK.	38
HD1SR20FL830DBW	••	HANCE DOWN SEMIREC 2000 WW FL DALI WH.	38
HD1SR20FL830NBB	••	HANCE DOWN SEMIREC 2000 WW FL BK.	38
HD1SR20FL830NBW	••	HANCE DOWN SEMIREC 2000 WW FL WH.	38
HD1SR20FL840DBB	••	HANCE DOWN SEMIREC 2000 NW FL DALI BK.	38
HD1SR20FL840DBW	••	HANCE DOWN SEMIREC 2000 NW FL DALI WH.	38
HD1SR20FL840NBB	••	HANCE DOWN SEMIREC 2000 NW FL BK.	38
HD1SR20FL840NBW	••	HANCE DOWN SEMIREC 2000 NW FL WH.	38
HD1SR20MF830DBB	••	HANCE DOWN SEMIREC 2000 WW MFL DALI BK.	38
HD1SR20MF830DBW	••	HANCE DOWN SEMIREC 2000 WW MFL DALI WH.	38
HD1SR20MF830NBB	••	HANCE DOWN SEMIREC 2000 WW MFL BK.	38
HD1SR20MF830NBW	••	HANCE DOWN SEMIREC 2000 WW MFL WH.	38
HD1SR20MF840DBB	••	HANCE DOWN SEMIREC 2000 NW MFL DALI BK.	38
HD1SR20MF840DBW	••	HANCE DOWN SEMIREC 2000 NW MFL DALI WH.	38
HD1SR20MF840NBB	••	HANCE DOWN SEMIREC 2000 NW MFL BK.	38
HD1SR20MF840NBW	••	HANCE DOWN SEMIREC 2000 NW MFL WH.	38
HD1SR20SP830DBB	••	HANCE DOWN SEMIREC 2000 WW SP DALI BK.	38
HD1SR20SP830DBW	••	HANCE DOWN SEMIREC 2000 WW SP DALI WH.	38
HD1SR20SP830NBB	••	HANCE DOWN SEMIREC 2000 WW SP BK.	38
HD1SR20SP830NBW	••	HANCE DOWN SEMIREC 2000 WW SP WH.	38
HD1SR20SP840DBB	••	HANCE DOWN SEMIREC 2000 NW SP DALI BK.	38
HD1SR20SP840DBW	••	HANCE DOWN SEMIREC 2000 NW SP DALI WH.	38
HD1SR20SP840NBB	••	HANCE DOWN SEMIREC 2000 NW SP BK.	38
HD1SR20SP840NBW	••	HANCE DOWN SEMIREC 2000 NW SP WH.	38
HD1SR20SS930DBB	••	HANCE DOWN SEMIREC 2000 WW SSP DALI BK.	38
HD1SR20SS930DBW	••	HANCE DOWN SEMIREC 2000 WW SSP DALI WH.	38
HD1SR20SS930NBB	••	HANCE DOWN SEMIREC 2000 WW SSP BK.	38
HD1SR20SS930NBW	••	HANCE DOWN SEMIREC 2000 WW SSP WH.	38
HD1SR20SS940DBB	••	HANCE DOWN SEMIREC 2000 NW SSP DALI BK.	38
HD1SR20SS940DBW	••	HANCE DOWN SEMIREC 2000 NW SSP DALI WH.	38
HD1SR20SS940NBB	••	HANCE DOWN SEMIREC 2000 NW SSP BK.	38
HD1SR20SS940NBW	••	HANCE DOWN SEMIREC 2000 NW SSP WH.	38
HD1SR30FL830DBB	••	HANCE DOWN SEMIREC 3000 WW FL DALI BK.	40
HD1SR30FL830DBW	••	HANCE DOWN SEMIREC 3000 WW FL DALI WH.	40
HD1SR30FL830NBB	••	HANCE DOWN SEMIREC 3000 WW FL BK.	40
HD1SR30FL830NBW	••	HANCE DOWN SEMIREC 3000 WW FL WH.	40
HD1SR30FL840DBB	••	HANCE DOWN SEMIREC 3000 NW FL DALI BK.	40
HD1SR30FL840DBW	••	HANCE DOWN SEMIREC 3000 NW FL DALI WH.	40
HD1SR30FL840NBB	••	HANCE DOWN SEMIREC 3000 NW FL BK.	40
HD1SR30FL840NBW	••	HANCE DOWN SEMIREC 3000 NW FL WH.	40
HD1SR30MF830DBB	••	HANCE DOWN SEMIREC 3000 WW MFL DALI BK.	40
HD1SR30MF830DBW	••	HANCE DOWN SEMIREC 3000 WW MFL DALI WH.	40
HD1SR30MF830NBB	••	HANCE DOWN SEMIREC 3000 WW MFL BK.	40
HD1SR30MF830NBW	••	HANCE DOWN SEMIREC 3000 WW MFL WH.	40
HD1SR30MF840DBB	••	HANCE DOWN SEMIREC 3000 NW MFL DALI BK.	40
HD1SR30MF840DBW	••	HANCE DOWN SEMIREC 3000 NW MFL DALI WH.	40
HD1SR30MF840NBB	••	HANCE DOWN SEMIREC 3000 NW MFL BK.	40
HD1SR30MF840NBW	••	HANCE DOWN SEMIREC 3000 NW MFL WH.	40
HD1SR30SP830DBB	••	HANCE DOWN SEMIREC 3000 WW SP DALI BK.	40
HD1SR30SP830DBW	••	HANCE DOWN SEMIREC 3000 WW SP DALI WH.	40
HD1SR30SP830NBB	••	HANCE DOWN SEMIREC 3000 WW SP BK.	40
HD1SR30SP830NBW	••	HANCE DOWN SEMIREC 3000 WW SP WH.	40
HD1SR30SP840DBB	••	HANCE DOWN SEMIREC 3000 NW SP DALI BK.	40
HD1SR30SP840DBW	••	HANCE DOWN SEMIREC 3000 NW SP DALI WH.	40
HD1SR30SP840NBB	••	HANCE DOWN SEMIREC 3000 NW SP BK.	40
HD1SR30SP840NBW	••	HANCE DOWN SEMIREC 3000 NW SP WH.	40
HD1SR40FL830DBB	••	HANCE DOWN SEMIREC 4000 WW FL DALI BK.	40
HD1SR40FL830DBW	••	HANCE DOWN SEMIREC 4000 WW FL DALI WH.	40
HD1SR40FL830NBB	••	HANCE DOWN SEMIREC 4000 WW FL BK.	40
HD1SR40FL830NBW	••	HANCE DOWN SEMIREC 4000 WW FL WH.	40
HD1SR40FL840DBB	••	HANCE DOWN SEMIREC 4000 NW FL DALI BK.	40
HD1SR40FL840DBW	••	HANCE DOWN SEMIREC 4000 NW FL DALI WH.	40
HD1SR40FL840NBB	••	HANCE DOWN SEMIREC 4000 NW FL BK.	40
HD1SR40FL840NBW	••	HANCE DOWN SEMIREC 4000 NW FL WH.	40

Ref.	Plazo	Descripción	P.
HD1SR40MF830DBB	••	HANCE DOWN SEMIREC 4000 WW MFL DALI BK.	40
HD1SR40MF830DBW	••	HANCE DOWN SEMIREC 4000 WW MFL DALI WH.	40
HD1SR40MF830NBB	••	HANCE DOWN SEMIREC 4000 WW MFL BK.	40
HD1SR40MF830NBW	••	HANCE DOWN SEMIREC 4000 WW MFL WH.	40
HD1SR40MF840DBB	••	HANCE DOWN SEMIREC 4000 NW MFL DALI BK.	40
HD1SR40MF840DBW	••	HANCE DOWN SEMIREC 4000 NW MFL DALI WH.	40
HD1SR40MF840NBB	••	HANCE DOWN SEMIREC 4000 NW MFL BK.	40
HD1SR40MF840NBW	••	HANCE DOWN SEMIREC 4000 NW MFL WH.	40
HD1SR40SP830DBB	••	HANCE DOWN SEMIREC 4000 WW SP DALI BK.	40
HD1SR40SP830DBW	••	HANCE DOWN SEMIREC 4000 WW SP DALI WH.	40
HD1SR40SP830NBB	••	HANCE DOWN SEMIREC 4000 WW SP BK.	40
HD1SR40SP830NBW	••	HANCE DOWN SEMIREC 4000 WW SP WH.	40
HD1SR40SP840DBB	••	HANCE DOWN SEMIREC 4000 NW SP DALI BK.	40
HD1SR40SP840DBW	••	HANCE DOWN SEMIREC 4000 NW SP DALI WH.	40
HD1SR40SP840NBB	••	HANCE DOWN SEMIREC 4000 NW SP BK.	40
HD1SR40SP840NBW	••	HANCE DOWN SEMIREC 4000 NW SP WH.	40
HM1 HERMETICA			
HM10684565OP840NW	•••	HERMETICA 686X667 4500 IP65 NW OPAL WH.	303
HM11284565OP840NW	•••	HERMETICA 1286x367 4500 IP65 NW OPAL WH.	303
HS HANCE			
HS1SR10SS930DBB	••	HANCE REC 1000 WW SSP DALI BK/BK.	144
HS1SR10SS930DBW	••	HANCE REC 1000 WW SSP DALI BK/WH.	144
HS1SR10SS940DBB	••	HANCE REC 1000 NW SSP DALI BK/BK.	144
HS1SR10SS940DBW	••	HANCE REC 1000 NW SSP DALI BK/WH.	144
HS1SR20SS930DBB	••	HANCE REC 2000 WW SSP DALI BK/BK.	144
HS1SR20SS930DBW	••	HANCE REC 2000 WW SSP DALI BK/WH.	144
HS1SR20SS940DBB	••	HANCE REC 2000 NW SSP DALI BK/BK.	144
HS1SR20SS940DBW	••	HANCE REC 2000 NW SSP DALI BK/WH.	144
HS1SF10FL830DBB	••	HANCE SUR 1000 WW FL DALI BK.	144
HS1SF10FL830DBW	••	HANCE SUR 1000 WW FL DALI WH.	144
HS1SF10FL830NBB	••	HANCE SUR 1000 WW FL BK.	144
HS1SF10FL830NBW	••	HANCE SUR 1000 WW FL WH.	144
HS1SF10FL840DBB	••	HANCE SUR 1000 NW FL DALI BK.	144
HS1SF10FL840DBW	••	HANCE SUR 1000 NW FL DALI WH.	144
HS1SF10FL840NBB	••	HANCE SUR 1000 NW FL BK.	144
HS1SF10FL840NBW	••	HANCE SUR 1000 NW FL WH.	144
HS1SF10MF830DBB	••	HANCE SUR 1000 WW MFL DALI BK.	144
HS1SF10MF830DBW	••	HANCE SUR 1000 WW MFL DALI WH.	144
HS1SF10MF830NBB	••	HANCE SUR 1000 WW MFL BK.	144
HS1SF10MF830NBW	••	HANCE SUR 1000 WW MFL WH.	144
HS1SF10MF840DBB	••	HANCE SUR 1000 NW MFL DALI BK.	144
HS1SF10MF840DBW	••	HANCE SUR 1000 NW MFL DALI WH.	144
HS1SF10MF840NBB	••	HANCE SUR 1000 NW MFL BK.	144
HS1SF10MF840NBW	••	HANCE SUR 1000 NW MFL WH.	144
HS1SF10SP830DBB	••	HANCE SUR 1000 WW SP DALI BK.	144
HS1SF10SP830DBW	••	HANCE SUR 1000 WW SP DALI WH.	144
HS1SF10SP830NBB	••	HANCE SUR 1000 WW SP BK.	144
HS1SF10SP830NBW	••	HANCE SUR 1000 WW SP WH.	144
HS1SF10SP840DBB	••	HANCE SUR 1000 NW SP DALI BK.	144
HS1SF10SP840DBW	••	HANCE SUR 1000 NW SP DALI WH.	144
HS1SF10SP840NBB	••	HANCE SUR 1000 NW SP BK.	144
HS1SF10SP840NBW	••	HANCE SUR 1000 NW SP WH.	144
HS1SF10SS930NBB	••	HANCE SUR 1000 WW SSP BK.	144
HS1SF10SS930NBW	••	HANCE SUR 1000 WW SSP WH.	144
HS1SF10SS940NBB	••	HANCE SUR 1000 NW SSP BK.	144
HS1SF10SS940NBW	••	HANCE SUR 1000 NW SSP WH.	144
HS1SF10SS930DBB	••	HANCE SUR 1000 WW SSP DALI BK/BK.	144
HS1SF10SS930DBW	••	HANCE SUR 1000 WW SSP DALI BK/WH.	144
HS1SF10SS940DBB	••	HANCE SUR 1000 NW SSP DALI BK/BK.	144
HS1SF10SS940DBW	••	HANCE SUR 1000 NW SSP DALI BK/WH.	144
HS1SF20FL830DBB	••	HANCE SUR 2000 WW FL DALI BK.	144
HS1SF20FL830DBW	••	HANCE SUR 2000 WW FL DALI WH.	144
HS1SF20FL830NBB	••	HANCE SUR 2000 WW FL BK.	144
HS1SF20FL830NBW	••	HANCE SUR 2000 WW FL WH.	144
HS1SF20FL840DBB	••	HANCE SUR 2000 NW FL DALI BK.	144
HS1SF20FL840DBW	••	HANCE SUR 2000 NW FL DALI WH.	144
HS1SF20FL840NBB	••	HANCE SUR 2000 NW FL BK.	144
HS1SF20FL840NBW	••	HANCE SUR 2000 NW FL WH.	144
HS1SF20MF830DBB	••	HANCE SUR 2000 WW MFL DALI BK.	144
HS1SF20MF830DBW	••	HANCE SUR 2000 WW MFL DALI WH.	144
HS1SF20MF830NBB	••	HANCE SUR 2000 WW MFL BK.	144
HS1SF20MF830NBW	••	HANCE SUR 2000 WW MFL WH.	144
HS1SF20MF840DBB	••	HANCE SUR 2000 NW MFL DALI BK.	144
HS1SF20MF840DBW	••	HANCE SUR 2000 NW MFL DALI WH.	144
HS1SF20MF840NBB	••	HANCE SUR 2000 NW MFL BK.	144
HS1SF20MF840NBW	••	HANCE SUR 2000 NW MFL WH.	144
HS1SF20SP830DBB	••	HANCE SUR 2000 WW SP DALI BK.	144
HS1SF20SP830DBW	••	HANCE SUR 2000 WW SP DALI WH.	144
HS1SF20SP830NBB	••	HANCE SUR 2000 WW SP BK.	144
HS1SF20SP830NBW	••	HANCE SUR 2000 WW SP WH.	144
HS1SF20SP840DBB	••	HANCE SUR 2000 NW SP DALI BK.	144
HS1SF20SP840DBW	••	HANCE SUR 2000 NW SP DALI WH.	144
HS1SF20SP840NBB	••	HANCE SUR 2000 NW SP BK.	144
HS1SF20SP840NBW	••	HANCE SUR 2000 NW SP WH.	144

Ref.	Plazo	Descripción	P.
HS1SF20SS930NBB	••	HANCE SUR 2000 WW SSP BK.	144
HS1SF20SS930NBW	••	HANCE SUR 2000 WW SSP WH.	144
HS1SF20SS940NBB	••	HANCE SUR 2000 NW SSP BK.	144
HS1SF20SS940NBW	••	HANCE SUR 2000 NW SSP WH.	144
HS1SF20SS930DBB	••	HANCE SUR 2000 WW SSP DALI BK/BK.	144
HS1SF20SS930DBW	••	HANCE SUR 2000 WW SSP DALI BK/WH.	144
HS1SF20SS940DBB	••	HANCE SUR 2000 NW SSP DALI BK/BK.	144
HS1SF20SS940DBW	••	HANCE SUR 2000 NW SSP DALI BK/WH.	144
HS1SF30FL830DBB	••	HANCE SUR 3000 WW FL DALI BK.	146
HS1SF30FL830DBW	••	HANCE SUR 3000 WW FL DALI WH.	146
HS1SF30FL830NBB	••	HANCE SUR 3000 WW FL BK.	146
HS1SF30FL830NBW	••	HANCE SUR 3000 WW FL WH.	146
HS1SF30FL840DBB	••	HANCE SUR 3000 NW FL DALI BK.	146
HS1SF30FL840DBW	••	HANCE SUR 3000 NW FL DALI WH.	146
HS1SF30FL840NBB	••	HANCE SUR 3000 NW FL BK.	146
HS1SF30FL840NBW	••	HANCE SUR 3000 NW FL WH.	146
HS1SF30MF830DBB	••	HANCE SUR 3000 WW MFL DALI BK.	146
HS1SF30MF830DBW	••	HANCE SUR 3000 WW MFL DALI WH.	146
HS1SF30MF830NBB	••	HANCE SUR 3000 WW MFL BK.	146
HS1SF30MF830NBW	••	HANCE SUR 3000 WW MFL WH.	146
HS1SF30MF840DBB	••	HANCE SUR 3000 NW MFL DALI BK.	146
HS1SF30MF840DBW	••	HANCE SUR 3000 NW MFL DALI WH.	146
HS1SF30MF840NBB	••	HANCE SUR 3000 NW MFL BK.	146
HS1SF30MF840NBW	••	HANCE SUR 3000 NW MFL WH.	146
HS1SF30SP830DBB	••	HANCE SUR 3000 WW SP DALI BK.	146
HS1SF30SP830DBW	••	HANCE SUR 3000 WW SP DALI WH.	146
HS1SF30SP830NBB	••	HANCE SUR 3000 WW SP BK.	146
HS1SF30SP830NBW	••	HANCE SUR 3000 WW SP WH.	146
HS1SF30SP840DBB	••	HANCE SUR 3000 NW SP DALI BK.	146
HS1SF30SP840DBW	••	HANCE SUR 3000 NW SP DALI WH.	146
HS1SF30SP840NBB	••	HANCE SUR 3000 NW SP BK.	146
HS1SF30SP840NBW	••	HANCE SUR 3000 NW SP WH.	146
HS1SF40FL830DBB	••	HANCE SUR 4000 WW FL DALI BK.	146
HS1SF40FL830DBW	••	HANCE SUR 4000 WW FL DALI WH.	146
HS1SF40FL830NBB	••	HANCE SUR 4000 WW FL BK.	146
HS1SF40FL830NBW	••	HANCE SUR 4000 WW FL WH.	146
HS1SF40FL840DBB	••	HANCE SUR 4000 NW FL DALI BK.	146
HS1SF40FL840DBW	••	HANCE SUR 4000 NW FL DALI WH.	146
HS1SF40FL840NBB	••	HANCE SUR 4000 NW FL BK.	146
HS1SF40FL840NBW	••	HANCE SUR 4000 NW FL WH.	146
HS1SF40MF830DBB	••	HANCE SUR 4000 WW MFL DALI BK.	146
HS1SF40MF830DBW	••	HANCE SUR 4000 WW MFL DALI WH.	146
HS1SF40MF830NBB	••	HANCE SUR 4000 WW MFL BK.	146
HS1SF40MF830NBW	••	HANCE SUR 4000 WW MFL WH.	146
HS1SF40MF840DBB	••	HANCE SUR 4000 NW MFL DALI BK.	146
HS1SF40MF840DBW	••	HANCE SUR 4000 NW MFL DALI WH.	146
HS1SF40MF840NBB	••	HANCE SUR 4000 NW MFL BK.	146
HS1SF40MF840NBW	••	HANCE SUR 4000 NW MFL WH.	146
HS1SF40SP830DBB	••	HANCE SUR 4000 WW SP DALI BK.	146
HS1SF40SP830DBW	••	HANCE SUR 4000 WW SP DALI WH.	146
HS1SF40SP830NBB	••	HANCE SUR 4000 WW SP BK.	146
HS1SF40SP830NBW	••	HANCE SUR 4000 WW SP WH.	146
HS1SF40SP840DBB	••	HANCE SUR 4000 NW SP DALI BK.	146
HS1SF40SP840DBW	••	HANCE SUR 4000 NW SP DALI WH.	146
HS1SF40SP840NBB	••	HANCE SUR 4000 NW SP BK.	146
HS1SF40SP840NBW	••	HANCE SUR 4000 NW SP WH.	146
HS1SR10FL830DBB	••	HANCE REC 1000 WW FL DALI BK.	144
HS1SR10FL830DBW	••	HANCE REC 1000 WW FL DALI WH.	144
HS1SR10FL830NBB	••	HANCE REC 1000 WW FL BK.	144
HS1SR10FL830NBW	••	HANCE REC 1000 WW FL WH.	144
HS1SR10FL840DBB	••	HANCE REC 1000 NW FL DALI BK.	144
HS1SR10FL840DBW	••	HANCE REC 1000 NW FL DALI WH.	144
HS1SR10FL840NBB	••	HANCE REC 1000 NW FL BK.	144
HS1SR10FL840NBW	••	HANCE REC 1000 NW FL WH.	144
HS1SR10MF830DBB	••	HANCE REC 1000 WW MFL DALI BK.	144
HS1SR10MF830DBW	••	HANCE REC 1000 WW MFL DALI WH.	144
HS1SR10MF830NBB	••	HANCE REC 1000 WW MFL BK.	144
HS1SR10MF830NBW	••	HANCE REC 1000 WW MFL WH.	144
HS1SR10MF840DBB	••	HANCE REC 1000 NW MFL DALI BK.	144
HS1SR10MF840DBW	••	HANCE REC 1000 NW MFL DALI WH.	144
HS1SR10MF840NBB	••	HANCE REC 1000 NW MFL BK.	144
HS1SR10MF840NBW	••	HANCE REC 1000 NW MFL WH.	144
HS1SR10SP830DBB	••	HANCE REC 1000 WW SP DALI BK.	144
HS1SR10SP830DBW	••	HANCE REC 1000 WW SP DALI WH.	144
HS1SR10SP830NBB	••	HANCE REC 1000 WW SP BK.	144
HS1SR10SP830NBW	••	HANCE REC 1000 WW SP WH.	144
HS1SR10SP840DBB	••	HANCE REC 1000 NW SP DALI BK.	144
HS1SR10SP840DBW	••	HANCE REC 1000 NW SP DALI WH.	144
HS1SR10SP840NBB	••	HANCE REC 1000 NW SP BK.	144
HS1SR10SP840NBW	••	HANCE REC 1000 NW SP WH.	144
HS1SR10SS930NBB	••	HANCE REC 1000 WW SSP BK.	144
HS1SR10SS930NBW	••	HANCE REC 1000 WW SSP WH.	144
HS1SR10SS940NBB	••	HANCE REC 1000 NW SSP BK.	144
HS1SR10SS940NBW	••	HANCE REC 1000 NW SSP WH.	144

Ref.	Plazo	Descripción	P.
HS1SR20FL830DBB	••	HANCE REC 2000 WW FL DALI BK.	144
HS1SR20FL830DBW	••	HANCE REC 2000 WW FL DALI WH.	144
HS1SR20FL830NBB	••	HANCE REC 2000 WW FL BK.	144
HS1SR20FL830NBW	••	HANCE REC 2000 WW FL WH.	144
HS1SR20FL840DBB	••	HANCE REC 2000 NW FL DALI BK.	144
HS1SR20FL840DBW	••	HANCE REC 2000 NW FL DALI WH.	144
HS1SR20FL840NBB	••	HANCE REC 2000 NW FL BK.	144
HS1SR20FL840NBW	••	HANCE REC 2000 NW FL WH.	144
HS1SR20MF830DBB	••	HANCE REC 2000 WW MFL DALI BK.	144
HS1SR20MF830DBW	••	HANCE REC 2000 WW MFL DALI WH.	144
HS1SR20MF830NBB	••	HANCE REC 2000 WW MFL BK.	144
HS1SR20MF830NBW	••	HANCE REC 2000 WW MFL WH.	144
HS1SR20MF840DBB	••	HANCE REC 2000 NW MFL DALI BK.	144
HS1SR20MF840DBW	••	HANCE REC 2000 NW MFL DALI WH.	144
HS1SR20MF840NBB	••	HANCE REC 2000 NW MFL BK.	144
HS1SR20MF840NBW	••	HANCE REC 2000 NW MFL WH.	144
HS1SR20SP830DBB	••	HANCE REC 2000 WW SP DALI BK.	144
HS1SR20SP830DBW	••	HANCE REC 2000 WW SP DALI WH.	144
HS1SR20SP830NBB	••	HANCE REC 2000 WW SP BK.	144
HS1SR20SP830NBW	••	HANCE REC 2000 WW SP WH.	144
HS1SR20SP840DBB	••	HANCE REC 2000 NW SP DALI BK.	144
HS1SR20SP840DBW	••	HANCE REC 2000 NW SP DALI WH.	144
HS1SR20SP840NBB	••	HANCE REC 2000 NW SP BK.	144
HS1SR20SP840NBW	••	HANCE REC 2000 NW SP WH.	144
HS1SR20SS930NBB	••	HANCE REC 2000 WW SSP BK.	144
HS1SR20SS930NBW	••	HANCE REC 2000 WW SSP WH.	144
HS1SR20SS940NBB	••	HANCE REC 2000 NW SSP BK.	144
HS1SR20SS940NBW	••	HANCE REC 2000 NW SSP WH.	144
HS1SR30FL830DBB	••	HANCE REC 3000 WW FL DALI BK.	146
HS1SR30FL830DBW	••	HANCE REC 3000 WW FL DALI WH.	146
HS1SR30FL830NBB	••	HANCE REC 3000 WW FL BK.	146
HS1SR30FL830NBW	••	HANCE REC 3000 WW FL WH.	146
HS1SR30FL840DBB	••	HANCE REC 3000 NW FL DALI BK.	146
HS1SR30FL840DBW	••	HANCE REC 3000 NW FL DALI WH.	146
HS1SR30FL840NBB	••	HANCE REC 3000 NW FL BK.	146
HS1SR30FL840NBW	••	HANCE REC 3000 NW FL WH.	146
HS1SR30MF830DBB	••	HANCE REC 3000 WW MFL DALI BK.	146
HS1SR30MF830DBW	••	HANCE REC 3000 WW MFL DALI WH.	146
HS1SR30MF830NBB	••	HANCE REC 3000 WW MFL BK.	146
HS1SR30MF830NBW	••	HANCE REC 3000 WW MFL WH.	146
HS1SR30MF840DBB	••	HANCE REC 3000 NW MFL DALI BK.	146
HS1SR30MF840DBW	••	HANCE REC 3000 NW MFL DALI WH.	146
HS1SR30MF840NBB	••	HANCE REC 3000 NW MFL BK.	146
HS1SR30MF840NBW	••	HANCE REC 3000 NW MFL WH.	146
HS1SR30SP830DBB	••	HANCE REC 3000 WW SP DALI BK.	146
HS1SR30SP830DBW	••	HANCE REC 3000 WW SP DALI WH.	146
HS1SR30SP830NBB	••	HANCE REC 3000 WW SP BK.	146
HS1SR30SP830NBW	••	HANCE REC 3000 WW SP WH.	146
HS1SR30SP840DBB	••	HANCE REC 3000 NW SP DALI BK.	146
HS1SR30SP840DBW	••	HANCE REC 3000 NW SP DALI WH.	146
HS1SR30SP840NBB	••	HANCE REC 3000 NW SP BK.	146
HS1SR30SP840NBW	••	HANCE REC 3000 NW SP WH.	146
HS1SR40FL830DBB	••	HANCE REC 4000 WW FL DALI BK.	146
HS1SR40FL830DBW	••	HANCE REC 4000 WW FL DALI WH.	146
HS1SR40FL830NBB	••	HANCE REC 4000 WW FL BK.	146
HS1SR40FL830NBW	••	HANCE REC 4000 WW FL WH.	146
HS1SR40FL840DBB	••	HANCE REC 4000 NW FL DALI BK.	146
HS1SR40FL840DBW	••	HANCE REC 4000 NW FL DALI WH.	146
HS1SR40FL840NBB	••	HANCE REC 4000 NW FL BK.	146
HS1SR40FL840NBW	••	HANCE REC 4000 NW FL WH.	146
HS1SR40MF830DBB	••	HANCE REC 4000 WW MFL DALI BK.	146
HS1SR40MF830DBW	••	HANCE REC 4000 WW MFL DALI WH.	146
HS1SR40MF830NBB	••	HANCE REC 4000 WW MFL BK.	146
HS1SR40MF830NBW	••	HANCE REC 4000 WW MFL WH.	146
HS1SR40MF840DBB	••	HANCE REC 4000 NW MFL DALI BK.	146
HS1SR40MF840DBW	••	HANCE REC 4000 NW MFL DALI WH.	146
HS1SR40MF840NBB	••	HANCE REC 4000 NW MFL BK.	146
HS1SR40MF840NBW	••	HANCE REC 4000 NW MFL WH.	146
HS1SR40SP830DBB	••	HANCE REC 4000 WW SP DALI BK.	146
HS1SR40SP830DBW	••	HANCE REC 4000 WW SP DALI WH.	146
HS1SR40SP830NBB	••	HANCE REC 4000 WW SP BK.	146
HS1SR40SP830NBW	••	HANCE REC 4000 WW SP WH.	146
HS1SR40SP840DBB	••	HANCE REC 4000 NW SP DALI BK.	146
HS1SR40SP840DBW	••	HANCE REC 4000 NW SP DALI WH.	146
HS1SR40SP840NBB	••	HANCE REC 4000 NW SP BK.	146
HS1SR40SP840NBW	••	HANCE REC 4000 NW SP WH.	146
HS1TK10FL830DBB	••	HANCE TRACK 220 1000 WW FL DALI BK.	144
HS1TK10FL830DBW	••	HANCE TRACK 220 1000 WW FL DALI WH.	144
HS1TK10FL830NBB	••	HANCE TRACK 220 1000 WW FL BK.	144
HS1TK10FL830NBW	••	HANCE TRACK 220 1000 WW FL WH.	144
HS1TK10FL840DBB	••	HANCE TRACK 220 1000 NW FL DALI BK.	144
HS1TK10FL840DBW	••	HANCE TRACK 220 1000 NW FL DALI WH.	144
HS1TK10FL840NBB	••	HANCE TRACK 220 1000 NW FL BK.	144
HS1TK10FL840NBW	••	HANCE TRACK 220 1000 NW FL WH.	144

Ref.	Plazo	Descripción	P.
HS1TK10MF830DBB	••	HANCE TRACK 220 1000 WW MFL DALI BK.	144
HS1TK10MF830DBW	••	HANCE TRACK 220 1000 WW MFL DALI WH.	144
HS1TK10MF830NBB	••	HANCE TRACK 220 1000 WW MFL BK.	144
HS1TK10MF830NBW	••	HANCE TRACK 220 1000 WW MFL WH.	144
HS1TK10MF840DBB	••	HANCE TRACK 220 1000 NW MFL DALI BK.	144
HS1TK10MF840DBW	••	HANCE TRACK 220 1000 NW MFL DALI WH.	144
HS1TK10MF840NBB	••	HANCE TRACK 220 1000 NW MFL BK.	144
HS1TK10MF840NBW	••	HANCE TRACK 220 1000 NW MFL WH.	144
HS1TK10SP830DBB	••	HANCE TRACK 220 1000 WW SP DALI BK.	144
HS1TK10SP830DBW	••	HANCE TRACK 220 1000 WW SP DALI WH.	144
HS1TK10SP830NBB	••	HANCE TRACK 220 1000 WW SP BK.	144
HS1TK10SP830NBW	••	HANCE TRACK 220 1000 WW SP WH.	144
HS1TK10SP840DBB	••	HANCE TRACK 220 1000 NW SP DALI BK.	144
HS1TK10SP840DBW	••	HANCE TRACK 220 1000 NW SP DALI WH.	144
HS1TK10SP840NBB	••	HANCE TRACK 220 1000 NW SP BK.	144
HS1TK10SP840NBW	••	HANCE TRACK 220 1000 NW SP WH.	144
HS1TK10SS930DBW	••	HANCE TRACK 220 1000 WW SSP DALI BK/WH.	144
HS1TK10SS930NBB	••	HANCE TRACK 220 1000 WW SSP BK.	144
HS1TK10SS930NBW	••	HANCE TRACK 220 1000 WW SSP WH.	144
HS1TK10SS940DBB	••	HANCE TRACK 220 1000 NW SSP DALI BK/BK.	144
HS1TK10SS940DBW	••	HANCE TRACK 220 1000 NW SSP DALI BK/WH.	144
HS1TK10SS940NBB	••	HANCE TRACK 220 1000 NW SSP BK.	144
HS1TK10SS940NBW	••	HANCE TRACK 220 1000 NW SSP WH.	144
HS1TK10SS930DBB	••	HANCE TRACK 220 1000 WW SSP DALI BK/BK.	144
HS1TK20FL830DBB	••	HANCE TRACK 220 2000 WW FL DALI BK.	144
HS1TK20FL830DBW	••	HANCE TRACK 220 2000 WW FL DALI WH.	144
HS1TK20FL830NBB	••	HANCE TRACK 220 2000 WW FL BK.	144
HS1TK20FL830NBW	••	HANCE TRACK 220 2000 WW FL WH.	144
HS1TK20FL840DBB	••	HANCE TRACK 220 2000 NW FL DALI BK.	144
HS1TK20FL840DBW	••	HANCE TRACK 220 2000 NW FL DALI WH.	144
HS1TK20FL840NBB	••	HANCE TRACK 220 2000 NW FL BK.	144
HS1TK20FL840NBW	••	HANCE TRACK 220 2000 NW FL WH.	144
HS1TK20MF830DBB	••	HANCE TRACK 220 2000 WW MFL DALI BK.	144
HS1TK20MF830DBW	••	HANCE TRACK 220 2000 WW MFL DALI WH.	144
HS1TK20MF830NBB	••	HANCE TRACK 220 2000 WW MFL BK.	144
HS1TK20MF830NBW	••	HANCE TRACK 220 2000 WW MFL WH.	144
HS1TK20MF840DBB	••	HANCE TRACK 220 2000 NW MFL DALI BK.	144
HS1TK20MF840DBW	••	HANCE TRACK 220 2000 NW MFL DALI WH.	144
HS1TK20MF840NBB	••	HANCE TRACK 220 2000 NW MFL BK.	144
HS1TK20MF840NBW	••	HANCE TRACK 220 2000 NW MFL WH.	144
HS1TK20SP830DBB	••	HANCE TRACK 220 2000 WW SP DALI BK.	144
HS1TK20SP830DBW	••	HANCE TRACK 220 2000 WW SP DALI WH.	144
HS1TK20SP830NBB	••	HANCE TRACK 220 2000 WW SP BK.	144
HS1TK20SP830NBW	••	HANCE TRACK 220 2000 WW SP WH.	144
HS1TK20SP840DBB	••	HANCE TRACK 220 2000 NW SP DALI BK.	144
HS1TK20SP840DBW	••	HANCE TRACK 220 2000 NW SP DALI WH.	144
HS1TK20SP840NBB	••	HANCE TRACK 220 2000 NW SP BK.	144
HS1TK20SP840NBW	••	HANCE TRACK 220 2000 NW SP WH.	144
HS1TK20SS930NBB	••	HANCE TRACK 220 2000 WW SSP BK.	144
HS1TK20SS930NBW	••	HANCE TRACK 220 2000 WW SSP WH.	144
HS1TK20SS940NBB	••	HANCE TRACK 220 2000 NW SSP BK.	144
HS1TK20SS940NBW	••	HANCE TRACK 220 2000 NW SSP WH.	144
HS1TK20SS930DBB	••	HANCE TRACK 220 2000 WW SSP DALI BK/BK.	144
HS1TK20SS930DBW	••	HANCE TRACK 220 2000 WW SSP DALI BK/WH.	144
HS1TK20SS940DBB	••	HANCE TRACK 220 2000 NW SSP DALI BK/BK.	144
HS1TK20SS940DBW	••	HANCE TRACK 220 2000 NW SSP DALI BK/WH.	144
HS1TK30FL830DBB	••	HANCE TRACK 220 3000 WW FL DALI BK.	146
HS1TK30FL830DBW	••	HANCE TRACK 220 3000 WW FL DALI WH.	146
HS1TK30FL830NBB	••	HANCE TRACK 220 3000 WW FL BK.	146
HS1TK30FL830NBW	••	HANCE TRACK 220 3000 WW FL WH.	146
HS1TK30FL840DBB	••	HANCE TRACK 220 3000 NW FL DALI BK.	146
HS1TK30FL840DBW	••	HANCE TRACK 220 3000 NW FL DALI WH.	146
HS1TK30FL840NBB	••	HANCE TRACK 220 3000 NW FL BK.	146
HS1TK30FL840NBW	••	HANCE TRACK 220 3000 NW FL WH.	146
HS1TK30MF830DBB	••	HANCE TRACK 220 3000 WW MFL DALI BK.	146
HS1TK30MF830DBW	••	HANCE TRACK 220 3000 WW MFL DALI WH.	146
HS1TK30MF830NBB	••	HANCE TRACK 220 3000 WW MFL BK.	146
HS1TK30MF830NBW	••	HANCE TRACK 220 3000 WW MFL WH.	146
HS1TK30MF840DBB	••	HANCE TRACK 220 3000 NW MFL DALI BK.	146
HS1TK30MF840DBW	••	HANCE TRACK 220 3000 NW MFL DALI WH.	146
HS1TK30MF840NBB	••	HANCE TRACK 220 3000 NW MFL BK.	146
HS1TK30MF840NBW	••	HANCE TRACK 220 3000 NW MFL WH.	146
HS1TK30SP830DBB	••	HANCE TRACK 220 3000 WW SP DALI BK.	146
HS1TK30SP830DBW	••	HANCE TRACK 220 3000 WW SP DALI WH.	146
HS1TK30SP830NBB	••	HANCE TRACK 220 3000 WW SP BK.	146
HS1TK30SP830NBW	••	HANCE TRACK 220 3000 WW SP WH.	146
HS1TK30SP840DBB	••	HANCE TRACK 220 3000 NW SP DALI BK.	146
HS1TK30SP840DBW	••	HANCE TRACK 220 3000 NW SP DALI WH.	146
HS1TK30SP840NBB	••	HANCE TRACK 220 3000 NW SP BK.	146
HS1TK30SP840NBW	••	HANCE TRACK 220 3000 NW SP WH.	146
HS1TK40FL830DBB	••	HANCE TRACK 220 4000 WW FL DALI BK.	146
HS1TK40FL830DBW	••	HANCE TRACK 220 4000 WW FL DALI WH.	146
HS1TK40FL830NBB	••	HANCE TRACK 220 4000 WW FL BK.	146
HS1TK40FL830NBW	••	HANCE TRACK 220 4000 WW FL WH.	146

Ref.	Plazo	Descripción	P.
HS1TK40FL840DBB	••	HANCE TRACK 220 4000 NW FL DALI BK.	146
HS1TK40FL840DBW	••	HANCE TRACK 220 4000 NW FL DALI WH.	146
HS1TK40FL840NBB	••	HANCE TRACK 220 4000 NW FL BK.	146
HS1TK40FL840NBW	••	HANCE TRACK 220 4000 NW FL WH.	146
HS1TK40MF830DBB	••	HANCE TRACK 220 4000 WW MFL DALI BK.	146
HS1TK40MF830DBW	••	HANCE TRACK 220 4000 WW MFL DALI WH.	146
HS1TK40MF830NBB	••	HANCE TRACK 220 4000 WW MFL BK.	146
HS1TK40MF830NBW	••	HANCE TRACK 220 4000 WW MFL WH.	146
HS1TK40MF840DBB	••	HANCE TRACK 220 4000 NW MFL DALI BK.	146
HS1TK40MF840DBW	••	HANCE TRACK 220 4000 NW MFL DALI WH.	146
HS1TK40MF840NBB	••	HANCE TRACK 220 4000 NW MFL BK.	146
HS1TK40MF840NBW	••	HANCE TRACK 220 4000 NW MFL WH.	146
HS1TK40SP830DBB	••	HANCE TRACK 220 4000 WW SP DALI BK.	146
HS1TK40SP830DBW	••	HANCE TRACK 220 4000 WW SP DALI WH.	146
HS1TK40SP830NBB	••	HANCE TRACK 220 4000 WW SP BK.	146
HS1TK40SP830NBW	••	HANCE TRACK 220 4000 WW SP WH.	146
HS1TK40SP840DBB	••	HANCE TRACK 220 4000 NW SP DALI BK.	146
HS1TK40SP840DBW	••	HANCE TRACK 220 4000 NW SP DALI WH.	146
HS1TK40SP840NBB	••	HANCE TRACK 220 4000 NW SP BK.	146
HS1TK40SP840NBW	••	HANCE TRACK 220 4000 NW SP WH.	146
HS1TL05FL827DBB	••	HANCE TRACK 48 500 VWW FL DALI BK.	132
HS1TL05FL827DBW	••	HANCE TRACK 48 500 VWW FL DALI WH.	132
HS1TL05FL827NBB	••	HANCE TRACK 48 500 VWW FL BK.	132
HS1TL05FL827NBW	••	HANCE TRACK 48 500 VWW FL WH.	132
HS1TL05FL830DBB	••	HANCE TRACK 48 500 WW FL DALI BK.	132
HS1TL05FL830DBW	••	HANCE TRACK 48 500 WW FL DALI WH.	132
HS1TL05FL830NBB	••	HANCE TRACK 48 500 WW FL BK.	132
HS1TL05FL830NBW	••	HANCE TRACK 48 500 WW FL WH.	132
HS1TL05FL840DBB	••	HANCE TRACK 48 500 NW FL DALI BK.	132
HS1TL05FL840DBW	••	HANCE TRACK 48 500 NW FL DALI WH.	132
HS1TL05FL840NBB	••	HANCE TRACK 48 500 NW FL BK.	132
HS1TL05FL840NBW	••	HANCE TRACK 48 500 NW FL WH.	132
HS1TL05MF827DBB	••	HANCE TRACK 48 500 VWW MFL DALI BK.	132
HS1TL05MF827DBW	••	HANCE TRACK 48 500 VWW MFL DALI WH.	132
HS1TL05MF827NBB	••	HANCE TRACK 48 500 VWW MFL BK.	132
HS1TL05MF827NBW	••	HANCE TRACK 48 500 VWW MFL WH.	132
HS1TL05MF830DBB	••	HANCE TRACK 48 500 WW MFL DALI BK.	132
HS1TL05MF830DBW	••	HANCE TRACK 48 500 WW MFL DALI WH.	132
HS1TL05MF830NBB	••	HANCE TRACK 48 500 WW MFL BK.	132
HS1TL05MF830NBW	••	HANCE TRACK 48 500 WW MFL WH.	132
HS1TL05MF840DBB	••	HANCE TRACK 48 500 NW MFL DALI BK.	132
HS1TL05MF840DBW	••	HANCE TRACK 48 500 NW MFL DALI WH.	132
HS1TL05MF840NBB	••	HANCE TRACK 48 500 NW MFL BK.	132
HS1TL05MF840NBW	••	HANCE TRACK 48 500 NW MFL WH.	132
HS1TL05SP827DBB	••	HANCE TRACK 48 500 VWW SP DALI BK.	132
HS1TL05SP827DBW	••	HANCE TRACK 48 500 VWW SP DALI WH.	132
HS1TL05SP827NBB	••	HANCE TRACK 48 500 VWW SP BK.	132
HS1TL05SP827NBW	••	HANCE TRACK 48 500 VWW SP WH.	132
HS1TL05SP830DBB	••	HANCE TRACK 48 500 WW SP DALI BK.	132
HS1TL05SP830DBW	••	HANCE TRACK 48 500 WW SP DALI WH.	132
HS1TL05SP830NBB	••	HANCE TRACK 48 500 WW SP BK.	132
HS1TL05SP830NBW	••	HANCE TRACK 48 500 WW SP WH.	132
HS1TL05SP840DBB	••	HANCE TRACK 48 500 NW SP DALI BK.	132
HS1TL05SP840DBW	••	HANCE TRACK 48 500 NW SP DALI WH.	132
HS1TL05SP840NBB	••	HANCE TRACK 48 500 NW SP BK.	132
HS1TL05SP840NBW	••	HANCE TRACK 48 500 NW SP WH.	132
HS1TL10FL827DBB	••	HANCE TRACK 48 1000 VWW FL DALI BK.	134
HS1TL10FL827DBW	••	HANCE TRACK 48 1000 VWW FL DALI WH.	134
HS1TL10FL827NBB	••	HANCE TRACK 48 1000 VWW FL BK.	134
HS1TL10FL827NBW	••	HANCE TRACK 48 1000 VWW FL WH.	134
HS1TL10FL830DBB	••	HANCE TRACK 48 1000 WW FL DALI BK.	134
HS1TL10FL830DBW	••	HANCE TRACK 48 1000 WW FL DALI WH.	134
HS1TL10FL830NBB	••	HANCE TRACK 48 1000 WW FL BK.	134
HS1TL10FL830NBW	••	HANCE TRACK 48 1000 WW FL WH.	134
HS1TL10FL840DBB	••	HANCE TRACK 48 1000 NW FL DALI BK.	134
HS1TL10FL840DBW	••	HANCE TRACK 48 1000 NW FL DALI WH.	134
HS1TL10FL840NBB	••	HANCE TRACK 48 1000 NW FL BK.	134
HS1TL10FL840NBW	••	HANCE TRACK 48 1000 NW FL WH.	134
HS1TL10MF827DBB	••	HANCE TRACK 48 1000 VWW MFL DALI BK.	134
HS1TL10MF827DBW	••	HANCE TRACK 48 1000 VWW MFL DALI WH.	134
HS1TL10MF827NBB	••	HANCE TRACK 48 1000 VWW MFL BK.	134
HS1TL10MF827NBW	••	HANCE TRACK 48 1000 VWW MFL WH.	134
HS1TL10MF830DBB	••	HANCE TRACK 48 1000 WW MFL DALI BK.	134
HS1TL10MF830DBW	••	HANCE TRACK 48 1000 WW MFL DALI WH.	134
HS1TL10MF830NBB	••	HANCE TRACK 48 1000 WW MFL BK.	134
HS1TL10MF830NBW	••	HANCE TRACK 48 1000 WW MFL WH.	134
HS1TL10MF840DBB	••	HANCE TRACK 48 1000 NW MFL DALI BK.	134
HS1TL10MF840DBW	••	HANCE TRACK 48 1000 NW MFL DALI WH.	134
HS1TL10MF840NBB	••	HANCE TRACK 48 1000 NW MFL BK.	134
HS1TL10MF840NBW	••	HANCE TRACK 48 1000 NW MFL WH.	134
HS1TL10SP827DBB	••	HANCE TRACK 48 1000 VWW SP DALI BK.	134
HS1TL10SP827DBW	••	HANCE TRACK 48 1000 VWW SP DALI WH.	134
HS1TL10SP827NBB	••	HANCE TRACK 48 1000 VWW SP BK.	134
HS1TL10SP827NBW	••	HANCE TRACK 48 1000 VWW SP WH.	134

Ref.	Plazo	Descripción	P.
HS1TL10SP830DBB	••	HANCE TRACK 48 1000 WW SP DALI BK.	134
HS1TL10SP830DBW	••	HANCE TRACK 48 1000 WW SP DALI WH.	134
HS1TL10SP830NBB	••	HANCE TRACK 48 1000 WW SP BK.	134
HS1TL10SP830NBW	••	HANCE TRACK 48 1000 WW SP WH.	134
HS1TL10SP840DBB	••	HANCE TRACK 48 1000 NW SP DALI BK.	134
HS1TL10SP840DBW	••	HANCE TRACK 48 1000 NW SP DALI WH.	134
HS1TL10SP840NBB	••	HANCE TRACK 48 1000 NW SP BK.	134
HS1TL10SP840NBW	••	HANCE TRACK 48 1000 NW SP WH.	134
HS1TL10SS827DBB	••	HANCE TRACK 48 1000 VWW SSP DALI BK.	134
HS1TL10SS827DBW	••	HANCE TRACK 48 1000 VWW SSP DALI WH.	134
HS1TL10SS827NBB	••	HANCE TRACK 48 1000 VWW SSP BK.	134
HS1TL10SS827NBW	••	HANCE TRACK 48 1000 VWW SSP WH.	134
HS1TL10SS830DBB	••	HANCE TRACK 48 1000 WW SSP DALI BK.	134
HS1TL10SS830DBW	••	HANCE TRACK 48 1000 WW SSP DALI WH.	134
HS1TL10SS830NBB	••	HANCE TRACK 48 1000 WW SSP BK.	134
HS1TL10SS830NBW	••	HANCE TRACK 48 1000 WW SSP WH.	134
HS1TL10SS840DBB	••	HANCE TRACK 48 1000 NW SSP DALI BK.	134
HS1TL10SS840DBW	••	HANCE TRACK 48 1000 NW SSP DALI WH.	134
HS1TL10SS840NBB	••	HANCE TRACK 48 1000 NW SSP BK.	134
HS1TL10SS840NBW	••	HANCE TRACK 48 1000 NW SSP WH.	134
HS1TL20FL827DBB	••	HANCE TRACK 48 2000 VWW FL DALI BK.	134
HS1TL20FL827DBW	••	HANCE TRACK 48 2000 VWW FL DALI WH.	134
HS1TL20FL827NBB	••	HANCE TRACK 48 2000 VWW FL BK.	134
HS1TL20FL827NBW	••	HANCE TRACK 48 2000 VWW FL WH.	134
HS1TL20FL830DBB	••	HANCE TRACK 48 2000 WW FL DALI BK.	134
HS1TL20FL830DBW	••	HANCE TRACK 48 2000 WW FL DALI WH.	134
HS1TL20FL830NBB	••	HANCE TRACK 48 2000 WW FL BK.	134
HS1TL20FL830NBW	••	HANCE TRACK 48 2000 WW FL WH.	134
HS1TL20FL840DBB	••	HANCE TRACK 48 2000 NW FL DALI BK.	134
HS1TL20FL840DBW	••	HANCE TRACK 48 2000 NW FL DALI WH.	134
HS1TL20FL840NBB	••	HANCE TRACK 48 2000 NW FL BK.	134
HS1TL20FL840NBW	••	HANCE TRACK 48 2000 NW FL WH.	134
HS1TL20MF827DBB	••	HANCE TRACK 48 2000 VWW MFL DALI BK.	134
HS1TL20MF827DBW	••	HANCE TRACK 48 2000 VWW MFL DALI WH.	134
HS1TL20MF827NBB	••	HANCE TRACK 48 2000 VWW MFL BK.	134
HS1TL20MF827NBW	••	HANCE TRACK 48 2000 VWW MFL WH.	134
HS1TL20MF830DBB	••	HANCE TRACK 48 2000 WW MFL DALI BK.	134
HS1TL20MF830DBW	••	HANCE TRACK 48 2000 WW MFL DALI WH.	134
HS1TL20MF830NBB	••	HANCE TRACK 48 2000 WW MFL BK.	134
HS1TL20MF830NBW	••	HANCE TRACK 48 2000 WW MFL WH.	134
HS1TL20MF840DBB	••	HANCE TRACK 48 2000 NW MFL DALI BK.	134
HS1TL20MF840DBW	••	HANCE TRACK 48 2000 NW MFL DALI WH.	134
HS1TL20MF840NBB	••	HANCE TRACK 48 2000 NW MFL BK.	134
HS1TL20MF840NBW	••	HANCE TRACK 48 2000 NW MFL WH.	134
HS1TL20SP827DBB	••	HANCE TRACK 48 2000 VWW SP DALI BK.	134
HS1TL20SP827DBW	••	HANCE TRACK 48 2000 VWW SP DALI WH.	134
HS1TL20SP827NBB	••	HANCE TRACK 48 2000 VWW SP BK.	134
HS1TL20SP827NBW	••	HANCE TRACK 48 2000 VWW SP WH.	134
HS1TL20SP830DBB	••	HANCE TRACK 48 2000 WW SP DALI BK.	134
HS1TL20SP830DBW	••	HANCE TRACK 48 2000 WW SP DALI WH.	134
HS1TL20SP830NBB	••	HANCE TRACK 48 2000 WW SP BK.	134
HS1TL20SP830NBW	••	HANCE TRACK 48 2000 WW SP WH.	134
HS1TL20SP840DBB	••	HANCE TRACK 48 2000 NW SP DALI BK.	134
HS1TL20SP840DBW	••	HANCE TRACK 48 2000 NW SP DALI WH.	134
HS1TL20SP840NBB	••	HANCE TRACK 48 2000 NW SP BK.	134
HS1TL20SP840NBW	••	HANCE TRACK 48 2000 NW SP WH.	134
HS1TL20SS827DBB	••	HANCE TRACK 48 2000 VWW SSP DALI BK.	134
HS1TL20SS827DBW	••	HANCE TRACK 48 2000 VWW SSP DALI WH.	134
HS1TL20SS827NBB	••	HANCE TRACK 48 2000 VWW SSP BK.	134
HS1TL20SS827NBW	••	HANCE TRACK 48 2000 VWW SSP WH.	134
HS1TL20SS830DBB	••	HANCE TRACK 48 2000 WW SSP DALI BK.	134
HS1TL20SS830DBW	••	HANCE TRACK 48 2000 WW SSP DALI WH.	134
HS1TL20SS830NBB	••	HANCE TRACK 48 2000 WW SSP BK.	134
HS1TL20SS830NBW	••	HANCE TRACK 48 2000 WW SSP WH.	134
HS1TL20SS840DBB	••	HANCE TRACK 48 2000 NW SSP DALI BK.	134
HS1TL20SS840DBW	••	HANCE TRACK 48 2000 NW SSP DALI WH.	134
HS1TL20SS840NBB	••	HANCE TRACK 48 2000 NW SSP BK.	134
HS1TL20SS840NBW	••	HANCE TRACK 48 2000 NW SSP WH.	134
HSCU25	••	HANCE 500 ACC. CUTTING BEAM	134
HSCU50	••	HANCE 1000/2000 ACC. CUTTING BEAM	134
HSCU75	••	HANCE 3000/4000 ACC. CUTTING BEAM	134
HSEL25	••	HANCE 500 ACC. ELIPTICAL LENS	134
HSEL50	••	HANCE 1000/2000 ACC. ELIPTICAL LENS	134
HSEL75	••	HANCE 3000/4000 ACC. ELIPTICAL LENS	147
HSHO25	••	HANCE 500 ACC. HONEYCOMB GRILLE	133
HSHO50	••	HANCE 1000/2000 ACC. HONEYCOMB GRILLE	135
HSHO75	••	HANCE 3000/4000 ACC. HONEYCOMB GRILLE	137
HSRI40C	••	HANCE 500 ACC. RING DECO CO.	133
HSRI40M	••	HANCE 500 ACC. RING DECO MET.	133
HSRI40W	••	HANCE 500 ACC. RING DECO WH.	133
HSRI65C	••	HANCE 1000/2000 ACC. RING DECO CO.	135
HSRI65M	••	HANCE 1000/2000 ACC. RING DECO MET.	135
HSRI65W	••	HANCE 1000/2000 ACC. RING DECO WH.	135
HSRI90C	••	HANCE 3000/4000 ACC. RING DECO CO.	147
HSRI90M	••	HANCE 3000/4000 ACC. RING DECO MET.	147
HSRI90W	••	HANCE 3000/4000 ACC. RING DECO WH.	147
HSSL25	••	HANCE 500 ACC. SOFT LENS	133
HSSL50	••	HANCE 1000/2000 ACC. SOFT LENS	135
HSSL75	••	HANCE 3000/4000 ACC. SOFT LENS	147
HSTR25	••	HANCE 500 ACC. DIF TRANS	133
HSTR50	••	HANCE 1000/2000 ACC. DIF TRANS	135
HSTR75	••	HANCE 3000/4000 ACC. DIF TRANS	147
KO1 KOMBIC			
KO1RD208TWDBRW	•••	KOMBIC RD 2000 TW DALI BR/WH.	59
KO1RD208TWDMAW	•••	KOMBIC RD 2000 TW DALI MA/WH.	59
KO1RD308TWDBRW	•••	KOMBIC RD 3000 TW DALI BR/WH.	59
KO1RD308TWDMAW	•••	KOMBIC RD 3000 TW DALI MA/WH.	59
LS1 LUP SUR			
LS111005FL30NB	•••	LUP SUR Ø110 500 WW FL BK.	340
LS111005FL40NB	•••	LUP SUR Ø110 500 NW FL BK.	340
LS111005WF30NB	•••	LUP SUR Ø110 500 WW WFL BK.	340
LS111005WF40NB	•••	LUP SUR Ø110 500 NW WFL BK.	340
LS111010FL30NB	•••	LUP SUR Ø110 1000 WW FL BK.	340
LS111010FL40NB	•••	LUP SUR Ø110 1000 NW FL BK.	340
LS111010WF30NB	•••	LUP SUR Ø110 1000 WW WFL BK.	340
LS111010WF40NB	•••	LUP SUR Ø110 1000 NW WFL BK.	340
LS116230FL40NB	•••	LUP SUR Ø162 3000 NW FL BK.	340
LS116230WF40NB	•••	LUP SUR Ø162 3000 NW WFL BK.	340
LS116240FL40NB	•••	LUP SUR Ø162 4000 NW FL BK.	340
LS116240WF40NB	•••	LUP SUR Ø162 4000 NW WFL BK.	340
LW1 LUP WALL			
LW1110DI40FL40NB	•••	LUP WALL Ø110 DIR/INDIR 4000 NW FL BK.	328
LW1110DI40SP40NB	•••	LUP WALL Ø110 DIR/INDIR 4000 NW SP BK.	328
LW1110DI40WF40NB	•••	LUP WALL Ø110 DIR/INDIR 4000 NW WFL BK.	328
LW1110DR30AS40NB	•••	LUP WALL Ø110 DIR 3000 NW ASYM BK.	328
LW170DI10MF30NB	•••	LUP WALL Ø70 DIR/INDIR 1000 WW MFL BK.	328
LW170DI10MF40NB	•••	LUP WALL Ø70 DIR/INDIR 1000 NW MFL BK.	328
LW170DI10SP30NB	•••	LUP WALL Ø70 DIR/INDIR 1000 WW SP BK.	328
LW170DI10SP40NB	•••	LUP WALL Ø70 DIR/INDIR 1000 NW SP BK.	328
LW170DI10WF30NB	•••	LUP WALL Ø70 DIR/INDIR 1000 WW WFL BK.	328
LW170DI10WF40NB	•••	LUP WALL Ø70 DIR/INDIR 1000 NW WFL BK.	328
LW170DR10AS30NB	•••	LUP WALL Ø70 DIR 1000 WW ASYM BK.	328
LW170DR10AS40NB	•••	LUP WALL Ø70 DIR 1000 NW ASYM BK.	328
MA2 MAUI			
MA2SD08SP830NB	•••	MAUI DECO G2 SUS 800 WW SP BK.	116
MA2SD08SP830NR	•••	MAUI DECO G2 SUS 800 WW SP CR.	116
MA2SD08SP830NW	•••	MAUI DECO G2 SUS 800 WW SP WH.	116
MA2SD15SP830NB	•••	MAUI DECO G2 SUS 1500 WW SP BK.	116
MA2SD15SP830NR	•••	MAUI DECO G2 SUS 1500 WW SP CR.	116
MA2SD15SP830NW	•••	MAUI DECO G2 SUS 1500 WW SP WH.	116
MA2SF15FL830NB	•••	MAUI G2 SUR 1500 WW FL BK.	172
MA2SF15FL830NW	•••	MAUI G2 SUR 1500 WW FL WH.	172
MA2SF15SP830NB	•••	MAUI G2 SUR 1500 WW SP BK.	172
MA2SF15SP830NW	•••	MAUI G2 SUR 1500 WW SP WH.	172
MA2SF30FL830NB	•••	MAUI G2 SUR 3000 WW FL BK.	172
MA2SF30FL830NW	•••	MAUI G2 SUR 3000 WW FL WH.	172
MA2SF30SP830NB	•••	MAUI G2 SUR 3000 WW SP BK.	172
MA2SF30SP830NW	•••	MAUI G2 SUR 3000 WW SP WH.	172
MA2SU08SP830NB	•••	MAUI G2 SUS 800 WW SP BK.	116
MA2SU08SP830NR	•••	MAUI G2 SUS 800 WW SP CR.	116
MA2SU08SP830NW	•••	MAUI G2 SUS 800 WW SP WH.	116
MA2SU08SP830NY	•••	MAUI G2 SUS 800 WW SP YE.	116
MA2SU15SP830NB	•••	MAUI G2 SUS 1500 WW SP BK.	116
MA2SU15SP830NR	•••	MAUI G2 SUS 1500 WW SP CR.	116
MA2SU15SP830NW	•••	MAUI G2 SUS 1500 WW SP WH.	116
MA2SU15SP830NY	•••	MAUI G2 SUS 1500 WW SP YE.	116
MA2TK15FL830NB	•••	MAUI G2 TRACK 220/230V 1500 WW FL BK.	172
MA2TK15FL830NW	•••	MAUI G2 TRACK 220/230V 1500 WW FL WH.	172
MA2TK15SP830NB	•••	MAUI G2 TRACK 220/230V 1500 WW SP BK.	172
MA2TK15SP830NW	•••	MAUI G2 TRACK 220/230V 1500 WW SP WH.	172
MA2TK30FL830NB	•••	MAUI G2 TRACK 220/230V 3000 WW FL BK.	172
MA2TK30FL830NW	•••	MAUI G2 TRACK 220/230V 3000 WW FL WH.	172
MA2TK30SP830NB	•••	MAUI G2 TRACK 220/230V 3000 WW SP BK.	172
MA2TK30SP830NW	•••	MAUI G2 TRACK 220/230V 3000 WW SP WH.	172
MC MICRO SHOT			
MC209MF8300A	•••	MICRO SHOT G2 900 WW MFL NO GEAR ANT.	390
MC209MF8300G	•••	MICRO SHOT G2 900 WW MFL NO GEAR GR.	390
MC209MF830NA	•••	MICRO SHOT G2 900 WW MFL ANT.	390
MC209MF830NG	•••	MICRO SHOT G2 900 WW MFL GR.	390
MC209MF8400A	•••	MICRO SHOT G2 900 NW MFL NO GEAR ANT.	390
MC209MF8400G	•••	MICRO SHOT G2 900 NW MFL NO GEAR GR.	390
MC209MF840NA	•••	MICRO SHOT G2 900 NW MFL ANT.	390
MC209MF840NG	•••	MICRO SHOT G2 900 NW MFL GR.	390
MC209SP8300A	•••	MICRO SHOT G2 900 WW SP NO GEAR ANT.	390
MC209SP8300G	•••	MICRO SHOT G2 900 WW SP NO GEAR GR.	390
MC209SP830NA	•••	MICRO SHOT G2 900 WW SP ANT.	390
MC209SP830NG	•••	MICRO SHOT G2 900 WW SP GR.	390
MC209SP8400A	•••	MICRO SHOT G2 900 NW SP NO GEAR ANT.	390

Ref.	Plazo	Descripción	P.
MC209SP8400G	•••	MICRO SHOT G2 900 NW SP NO GEAR GR.	390
MC209SP840NA	•••	MICRO SHOT G2 900 NW SP ANT.	390
MC209SP840NG	•••	MICRO SHOT G2 900 NW SP GR.	390
MCSC82B	•••	MICRO SHOT G2 ACC. ANTIGLARE SCREEN	390
MCSPM	•••	MICRO SHOT G2 ACC. SPIKE	390
MF MINI FLUT			
MF235AS730NA	•••	MINI FLUT G2 3500 WW ASYM ANT.	380
MF235AS730NG	•••	MINI FLUT G2 3500 WW ASYM GR.	380
MF235AS740NA	•••	MINI FLUT G2 3600 NW ASYM ANT.	380
MF235AS740NG	•••	MINI FLUT G2 3600 NW ASYM GR.	380
MF235ST740NA	•••	MINI FLUT G2 3600 NW STREET ANT.	380
MF235ST740NG	•••	MINI FLUT G2 3600 NW STREET GR.	380
MF235SY730NA	•••	MINI FLUT G2 3500 WW SYM ANT.	380
MF235SY730NG	•••	MINI FLUT G2 3500 WW SYM GR.	380
MF235SY740NA	•••	MINI FLUT G2 3600 NW SYM ANT.	380
MF235SY740NG	•••	MINI FLUT G2 3600 NW SYM GR.	380
MF265AS730NA	•••	MINI FLUT G2 6500 WW ASYM ANT.	380
MF265AS730NG	•••	MINI FLUT G2 6500 WW ASYM GR.	380
MF265AS740NA	•••	MINI FLUT G2 6500 NW ASYM ANT.	380
MF265AS740NG	•••	MINI FLUT G2 6500 NW ASYM GR.	380
MF265ST740NA	•••	MINI FLUT G2 6500 NW STREET ANT.	380
MF265ST740NG	•••	MINI FLUT G2 6500 NW STREET GR.	380
MF265SY730NA	•••	MINI FLUT G2 6500 WW SYM ANT.	380
MF265SY730NG	•••	MINI FLUT G2 6500 WW SYM GR.	380
MF265SY740NA	•••	MINI FLUT G2 6500 NW SYM ANT.	380
MF265SY740NG	•••	MINI FLUT G2 6500 NW SYM GR.	380
MF270AS740NA	•••	MINI FLUT G2 6800 NW ASYM ANT.	380
MFLOASB	•••	MINI FLUT ACC. ASYM. ANTIGLARE LOUVRES	381
MFLOSTB	•••	MINI FLUT ACC. STREET ANTIGLARE LOUVRES	381
MK MINI KOMBIC			
MK2RD20830DBRW	••	MINI KOMBIC G2 RD 1800 WW DALI BR/WH.	58
MK2RD20830DMAW	••	MINI KOMBIC G2 RD 1800 WW DALI MA/WH.	58
MK2RD20830NBRW	•	MINI KOMBIC G2 RD 1800 WW BR/WH.	58
MK2RD20830NMAW	••	MINI KOMBIC G2 RD 1800 WW MA/WH.	58
MK2RD20840DBRW	••	MINI KOMBIC G2 RD 1800 NW DALI BR/WH.	58
MK2RD20840DMAW	••	MINI KOMBIC G2 RD 1800 NW DALI MA/WH.	58
MK2RD20840NBRW	•	MINI KOMBIC G2 RD 1800 NW BR/WH.	58
MK2RD20840NMAW	••	MINI KOMBIC G2 RD 1800 NW MA/WH.	58
MK2RD25830DBRW	••	MINI KOMBIC G2 RD 2700 WW DALI BR/WH.	58
MK2RD25830DMAW	••	MINI KOMBIC G2 RD 2700 WW DALI MA/WH.	58
MK2RD25830NBRW	•	MINI KOMBIC G2 RD 2700 WW BR/WH.	58
MK2RD25830NMAW	••	MINI KOMBIC G2 RD 2700 WW MA/WH.	58
MK2RD25840DBRW	••	MINI KOMBIC G2 RD 2700 NW DALI BR/WH.	58
MK2RD25840DMAW	••	MINI KOMBIC G2 RD 2700 NW DALI MA/WH.	58
MK2RD25840NBRW	•	MINI KOMBIC G2 RD 2700 NW BR/WH.	58
MK2RD25840NMAW	••	MINI KOMBIC G2 RD 2700 NW MA/WH.	58
MK2RD35830DBRW	••	MINI KOMBIC G2 RD 3600 WW DALI BR/WH.	58
MK2RD35830DMAW	••	MINI KOMBIC G2 RD 3600 WW DALI MA/WH.	58
MK2RD35830NBRW	•	MINI KOMBIC G2 RD 3600 WW BR/WH.	58
MK2RD35830NMAW	••	MINI KOMBIC G2 RD 3600 WW MA/WH.	58
MK2RD35840DBRW	••	MINI KOMBIC G2 RD 3600 NW DALI BR/WH.	58
MK2RD35840DMAW	••	MINI KOMBIC G2 RD 3600 NW DALI MA/WH.	58
MK2RD35840NBRW	•	MINI KOMBIC G2 RD 3600 NW BR/WH.	58
MK2RD35840NMAW	••	MINI KOMBIC G2 RD 3600 NW MA/WH.	58
MK2SQ20830DBRW	••	MINI KOMBIC G2 SQ 1800 WW DALI BR/WH.	60
MK2SQ20830NBRW	•	MINI KOMBIC G2 SQ 1800 WW BR/WH.	60
MK2SQ20840DBRW	••	MINI KOMBIC G2 SQ 1800 NW DALI BR/WH.	60
MK2SQ20840NBRW	•	MINI KOMBIC G2 SQ 1800 NW BR/WH.	60
MK2SQ25830DBRW	••	MINI KOMBIC G2 SQ 2700 WW DALI BR/WH.	60
MK2SQ25830NBRW	•	MINI KOMBIC G2 SQ 2700 WW BR/WH.	60
MK2SQ25840DBRW	••	MINI KOMBIC G2 SQ 2700 NW DALI BR/WH.	60
MK2SQ25840NBRW	•	MINI KOMBIC G2 SQ 2700 NW BR/WH.	60
MK2SQ35830DBRW	••	MINI KOMBIC G2 SQ 3600 WW DALI BR/WH.	60
MK2SQ35830NBRW	•	MINI KOMBIC G2 SQ 3600 WW BR/WH.	60
MK2SQ35840DBRW	••	MINI KOMBIC G2 SQ 3600 NW DALI BR/WH.	60
MK2SQ35840NBRW	•	MINI KOMBIC G2 SQ 3600 NW BR/WH.	60
MKDIRD170B	•	MINI KOMBIC ACC. TRANSP GLASS BK.	58
MKDIRD170G	•	MINI KOMBIC ACC. TRANSP GLASS GR.	58
MKDIRD170W	•	MINI KOMBIC ACC. TRANSP GLASS WH.	58
MKDISQ170B	•	MINI KOMBIC SQ ACC. TRANSP GLASS BK.	60
MKDISQ170W	•	MINI KOMBIC SQ ACC. TRANSP GLASS WH.	60
MKFRSQ170B	•	MINI KOMBIC SQ ACC. DECO FRAME BK.	60
MKFRSQ170W	•	MINI KOMBIC SQ ACC. DECO FRAME WH.	60
MKRIRD170B	•	MINI KOMBIC ACC. DECO RING BK.	58
MKRIRD170G	•	MINI KOMBIC ACC. DECO RING GR.	58
MKRIRD170W	•	MINI KOMBIC ACC. DECO RING WH.	58
ML20604020TE830NW	•••	MOD. SLIM G2 600 3800 IP20 WW TECH WH.	293
ML20604020TE840NW	•••	MOD. SLIM G2 600 4000 IP20 NW TECH WH.	293
MLREFX	•••	MOD. SLIM RECESSED FIXATION ACC.	293
MN MINI SHOT			
MN225MF830NA	•••	MINI SHOT G2 1500 WW MFL ANT.	392
MN225MF830NG	•••	MINI SHOT G2 1500 WW MFL GR.	392
MN225MF840NA	•••	MINI SHOT G2 1500 NW MFL ANT.	392
MN225MF840NG	•••	MINI SHOT G2 1500 NW MFL GR.	392
MN225SP830NA	•••	MINI SHOT G2 1500 WW SP ANT.	392
MN225SP830NG	•••	MINI SHOT G2 1500 WW SP GR.	392
MN225SP840NA	•••	MINI SHOT G2 1500 NW SP ANT.	392
MN225SP840NG	•••	MINI SHOT G2 1500 NW SP GR.	392
MN220MF830NA	•••	MINI SHOT G2 2900 WW MFL ANT.	392
MN220MF830NG	•••	MINI SHOT G2 2900 WW MFL GR.	392
MN220MF840NA	•••	MINI SHOT G2 2900 NW MFL ANT.	392
MN220MF840NG	•••	MINI SHOT G2 2900 NW MFL GR.	392
MN220SP830NA	•••	MINI SHOT G2 2900 WW SP ANT.	392
MN220SP830NG	•••	MINI SHOT G2 2900 WW SP GR.	392
MN230SP840NA	•••	MINI SHOT G2 2900 NW SP ANT.	392
MN230SP840NG	•••	MINI SHOT G2 2900 NW SP GR.	392
MN240MF830NA	•••	MINI SHOT G2 3800 WW MFL ANT.	392
MN240MF830NG	•••	MINI SHOT G2 3800 WW MFL GR.	392
MN240MF840NA	•••	MINI SHOT G2 3800 NW MFL ANT.	392
MN240MF840NG	•••	MINI SHOT G2 3800 NW MFL GR.	392
MN240SP830NA	•••	MINI SHOT G2 3800 WW SP ANT.	392
MN240SP830NG	•••	MINI SHOT G2 3800 WW SP GR.	392
MN240SP840NA	•••	MINI SHOT G2 3800 NW SP ANT.	392
MN240SP840NG	•••	MINI SHOT G2 3800 NW SP GR.	392
MN2BR15MF830NA	•••	MINI SHOT G2 BR 1500 WW MFL ANT.	392
MN2BR15MF830NG	•••	MINI SHOT G2 BR 1500 WW MFL GR.	392
MN2BR15MF840NA	•••	MINI SHOT G2 BR 1500 NW MFL ANT.	392
MN2BR15MF840NG	•••	MINI SHOT G2 BR 1500 NW MFL GR.	392
MN2BR15SP830NA	•••	MINI SHOT G2 BR 1500 WW SP ANT.	392
MN2BR15SP830NG	•••	MINI SHOT G2 BR 1500 WW SP GR.	392
MN2BR15SP840NA	•••	MINI SHOT G2 BR 1500 NW SP ANT.	392
MN2BR15SP840NG	•••	MINI SHOT G2 BR 1500 NW SP GR.	392
MN2BR30MF830NA	•••	MINI SHOT G2 BR 2900 WW MFL ANT.	392
MN2BR30MF830NG	•••	MINI SHOT G2 BR 2900 WW MFL GR.	392
MN2BR30MF840NA	•••	MINI SHOT G2 BR 2900 NW MFL ANT.	392
MN2BR30MF840NG	•••	MINI SHOT G2 BR 2900 NW MFL GR.	392
MN2BR30SP830NA	•••	MINI SHOT G2 BR 2900 WW SP ANT.	392
MN2BR30SP830NG	•••	MINI SHOT G2 BR 2900 WW SP GR.	392
MN2BR30SP840NA	•••	MINI SHOT G2 BR 2900 NW SP ANT.	392
MN2BR30SP840NG	•••	MINI SHOT G2 BR 2900 NW SP GR.	392
MN2BR40MF830NA	•••	MINI SHOT G2 BR 3800 WW MFL ANT.	392
MN2BR40MF830NG	•••	MINI SHOT G2 BR 3800 WW MFL GR.	392
MN2BR40MF840NA	•••	MINI SHOT G2 BR 3800 NW MFL ANT.	392
MN2BR40MF840NG	•••	MINI SHOT G2 BR 3800 NW MFL GR.	392
MN2BR40SP830NA	•••	MINI SHOT G2 BR 3800 WW SP ANT.	392
MN2BR40SP830NG	•••	MINI SHOT G2 BR 3800 WW SP GR.	392
MN2BR40SP840NA	•••	MINI SHOT G2 BR 3800 NW SP ANT.	392
MN2BR40SP840NG	•••	MINI SHOT G2 BR 3800 NW SP GR.	392
MO MOODY			
MO208FL830DB	••	MOODY G2 800 WW FL DALI BK.	88
MO208FL830TB	••	MOODY G2 800 WW FL TRIAC BK.	88
MO208FL840DB	••	MOODY G2 800 NW FL DALI BK.	88
MO208FL840TB	••	MOODY G2 800 NW FL TRIAC BK.	88
MO208FL927DB	••	MOODY G2 800 VWW FL DALI BK.	88
MO208FL927TB	••	MOODY G2 800 VWW FL TRIAC BK.	88
MO208SP830DB	••	MOODY G2 800 WW SP DALI BK.	88
MO208SP830TB	••	MOODY G2 800 WW SP TRIAC BK.	88
MO208SP840DB	••	MOODY G2 800 NW SP DALI BK.	88
MO208SP840TB	••	MOODY G2 800 NW SP TRIAC BK.	88
MO208SP927DB	••	MOODY G2 800 VWW SP DALI BK.	88
MO208SP927TB	••	MOODY G2 800 VWW SP TRIAC BK.	88
MO208WF830DB	••	MOODY G2 800 WW WFL DALI BK.	88
MO208WF830TB	••	MOODY G2 800 WW WFL TRIAC BK.	88
MO208WF840DB	••	MOODY G2 800 NW WFL DALI BK.	88
MO208WF840TB	••	MOODY G2 800 NW WFL TRIAC BK.	88
MO208WF927DB	••	MOODY G2 800 VWW WFL DALI BK.	88
MO208WF927TB	••	MOODY G2 800 VWW WFL TRIAC BK.	88
MO215FL830DB	••	MOODY G2 1700 WW FL DALI BK.	88
MO215FL830TB	••	MOODY G2 1700 WW FL TRIAC BK.	88
MO215FL840DB	••	MOODY G2 1700 NW FL DALI BK.	88
MO215FL840TB	••	MOODY G2 1700 NW FL TRIAC BK.	88
MO215FL927DB	••	MOODY G2 1700 VWW FL DALI BK.	88
MO215FL927TB	••	MOODY G2 1700 VWW FL TRIAC BK.	88
MO215SP830DB	••	MOODY G2 1700 WW SP DALI BK.	88
MO215SP830TB	••	MOODY G2 1700 WW SP TRIAC BK.	88
MO215SP840DB	••	MOODY G2 1700 NW SP DALI BK.	88
MO215SP840TB	••	MOODY G2 1700 NW SP TRIAC BK.	88
MO215SP927DB	••	MOODY G2 1700 VWW SP DALI BK.	88
MO215SP927TB	••	MOODY G2 1700 VWW SP TRIAC BK.	88
MO215WF830DB	••	MOODY G2 1700 WW WFL DALI BK.	88
MO215WF830TB	••	MOODY G2 1700 WW WFL TRIAC BK.	88
MO215WF840DB	••	MOODY G2 1700 NW WFL DALI BK.	88
MO215WF840TB	••	MOODY G2 1700 NW WFL TRIAC BK.	88
MO215WF927DB	••	MOODY G2 1700 VWW WFL DALI BK.	88
MO215WF927TB	••	MOODY G2 1700 VWW WFL TRIAC BK.	88
MOADGU10	••	MOODY ACC. GU10 ADAPTOR	89
MOADGU53	••	MOODY ACC. GU5.3 ADAPTOR	89
MOCUFL	•	MOODY ACC. CUTTING BEAM FL	89

Ref.	Plazo	Descripción	P.
MOCUMF	•	MOODY ACC. CUTTING BEAM MFL	89
MOCUVWF	•	MOODY ACC. CUTTING BEAM VWFL	89
MOEL	••	MOODY ACC. FRESNEL LENS	89
MOHOB	••	MOODY ACC. HONEYCOMB GRILLE	89
MORFRD072FXB	•	MOODY ACC. RFL. ROUND 072 FIX BK.	89
MORFRD072FXC	••	MOODY ACC. RFL. ROUND 072 FIX CO.	89
MORFRD072FXM	••	MOODY ACC. RFL. ROUND 072 FIX MET.	89
MORFRD072FXW	•	MOODY ACC. RFL. ROUND 072 FIX WH.	89
MORFRD100ADB	•	MOODY ACC. RFL. ROUND 100 ADJUST. BK	89
MORFRD100ADC	••	MOODY ACC. RFL. ROUND 100 ADJUST. CO.	89
MORFRD100ADM	••	MOODY ACC. RFL. ROUND 100 ADJUST. MET.	89
MORFRD100ADW	•	MOODY ACC. RFL. ROUND 100 ADJUST. WH.	89
MORFRD100ASB	•	MOODY ACC. RFL. ROUND 100 ASYM. BK.	89
MORFRD100ASC	••	MOODY ACC. RFL. ROUND 100 ASYM. CO.	89
MORFRD100ASM	••	MOODY ACC. RFL. ROUND 100 ASYM. MET.	89
MORFRD100ASW	•	MOODY ACC. RFL. ROUND 100 ASYM. WH.	89
MORFRD100FX55B	••	MOODY ACC. RFL. ROUND 100 FX IP55 BK.	89
MORFRD100FX55W	••	MOODY ACC. RFL. ROUND 100 FX IP55 WH.	89
MORFRD100FXB	•	MOODY ACC. RFL. ROUND 100 FIX BK.	89
MORFRD100FXC	••	MOODY ACC. RFL. ROUND 100 FIX CO.	89
MORFRD100FXM	••	MOODY ACC. RFL. ROUND 100 FIX MET.	89
MORFRD100FXW	•	MOODY ACC. RFL. ROUND 100 FIX WH.	89
MORFSQ100FXB	•	MOODY ACC. RFL. SQUARE 100 FIX BK.	89
MORFSQ100FXC	••	MOODY ACC. RFL. SQUARE 100 FIX CO.	89
MORFSQ100FXM	••	MOODY ACC. RFL. SQUARE 100 FIX MET.	89
MORFSQ100FXW	•	MOODY ACC. RFL. SQUARE 100 FIX WH.	89
MOTRIP44	•	MOODY ACC. DIFUSSER TRANSP. IP44	89
MS MINI SHOT ACC			
MSAR1000A	•••	MINI SHOT ACC. WALL ARM ANT.	393
MSAR1000G	•••	MINI SHOT ACC. WALL ARM GR.	393
MSFIC	•••	MINI SHOT ACC. FIXATION POLE BASE	393
MSFTSQG	•••	MINI SHOT ACC. FIXATION PATTERN	393
MSPO1000A	•••	MINI SHOT ACC. 1M POLE ANT.	393
MSPO1000G	•••	MINI SHOT LED ACC. 1M POLE GR.	393
MSPO2500A	•••	MINI SHOT ACC. 2,5M POLE ANT.	393
MSPO2500G	•••	MINI SHOT ACC. 2,5M POLE GR.	393
MSSC134B	•••	MINI SHOT ACC. ANTIGLARE SCREEN	393
MSSPM	•••	MINI SHOT BRACKET ACC. SPIKE	393
OD OCULT			
OD1RE1222MF830DBB	••	OCULT REC 12 2200 WW MFL DALI BK/ BK.	78
OD1RE1222MF830DBW	••	OCULT REC 12 2200 WW MFL DALI BK/ WH.	78
OD1RE1222MF830NBB	••	OCULT REC 12 2200 WW MFL BK/ BK.	78
OD1RE1222MF830NBW	••	OCULT REC 12 2200 WW MFL BK/ WH.	78
OD1RE1222MF840DBB	••	OCULT REC 12 2200 NW MFL DALI BK/ BK.	78
OD1RE1222MF840DBW	••	OCULT REC 12 2200 NW MFL DALI BK/ WH.	78
OD1RE1222MF840NBB	••	OCULT REC 12 2200 NW MFL BK/ BK.	78
OD1RE1222MF840NBW	••	OCULT REC 12 2200 NW MFL BK/ WH.	78
OD1RE1222WF830DBB	••	OCULT REC 12 2200 WW WFL DALI BK/ BK.	78
OD1RE1222WF830DBW	••	OCULT REC 12 2200 WW WFL DALI BK/ WH.	78
OD1RE1222WF830NBB	••	OCULT REC 12 2200 WW WFL BK/ BK.	78
OD1RE1222WF830NBW	••	OCULT REC 12 2200 WW WFL BK/ WH.	78
OD1RE1222WF840DBB	••	OCULT REC 12 2200 NW WFL DALI BK/ BK.	78
OD1RE1222WF840DBW	••	OCULT REC 12 2200 NW WFL DALI BK/ WH.	78
OD1RE1222WF840NBB	••	OCULT REC 12 2200 NW WFL BK/ BK.	78
OD1RE1222WF840NBW	••	OCULT REC 12 2200 NW WFL BK/ WH.	78
OD1RE204MF830DBB	••	OCULT REC 2 400 WW MFL DALI BK/ BK.	78
OD1RE204MF830DBW	••	OCULT REC 2 400 WW MFL DALI BK/ WH.	78
OD1RE204MF830NBB	••	OCULT REC 2 400 WW MFL BK/ BK.	78
OD1RE204MF830NBW	••	OCULT REC 2 400 WW MFL BK/ WH.	78
OD1RE204MF840DBB	••	OCULT REC 2 400 NW MFL DALI BK/ BK.	78
OD1RE204MF840DBW	••	OCULT REC 2 400 NW MFL DALI BK/ WH.	78
OD1RE204MF840NBB	••	OCULT REC 2 400 NW MFL BK/ BK.	78
OD1RE204MF840NBW	••	OCULT REC 2 400 NW MFL BK/ WH.	78
OD1RE204WF830DBB	••	OCULT REC 2 400 WW WFL DALI BK/ BK.	78
OD1RE204WF830DBW	••	OCULT REC 2 400 WW WFL DALI BK/ WH.	78
OD1RE204WF830NBB	••	OCULT REC 2 400 WW WFL BK/ BK.	78
OD1RE204WF830NBW	••	OCULT REC 2 400 WW WFL BK/ WH.	78
OD1RE204WF840DBB	••	OCULT REC 2 400 NW WFL DALI BK/ BK.	78
OD1RE204WF840DBW	••	OCULT REC 2 400 NW WFL DALI BK/ WH.	78
OD1RE204WF840NBB	••	OCULT REC 2 400 NW WFL BK/ BK.	78
OD1RE204WF840NBW	••	OCULT REC 2 400 NW WFL BK/ WH.	78
OD1RE306MF830DBB	••	OCULT REC 3 600 WW MFL DALI BK/ BK.	78
OD1RE306MF830DBW	••	OCULT REC 3 600 WW MFL DALI BK/ WH.	78
OD1RE306MF830NBB	••	OCULT REC 3 600 WW MFL BK/ BK.	78
OD1RE306MF830NBW	••	OCULT REC 3 600 WW MFL BK/ WH.	78
OD1RE306MF840DBB	••	OCULT REC 3 600 NW MFL DALI BK/ BK.	78
OD1RE306MF840DBW	••	OCULT REC 3 600 NW MFL DALI BK/ WH.	78
OD1RE306MF840NBB	••	OCULT REC 3 600 NW MFL BK/ BK.	78
OD1RE306MF840NBW	••	OCULT REC 3 600 NW MFL BK/ WH.	78
OD1RE306WF830DBB	••	OCULT REC 3 600 WW WFL DALI BK/ BK.	78
OD1RE306WF830DBW	••	OCULT REC 3 600 WW WFL DALI BK/ WH.	78
OD1RE306WF830NBB	••	OCULT REC 3 600 WW WFL BK/ BK.	78
OD1RE306WF830NBW	••	OCULT REC 3 600 WW WFL BK/ WH.	78
OD1RE306WF840DBB	••	OCULT REC 3 600 NW WFL DALI BK/ BK.	78
OD1RE306WF840DBW	••	OCULT REC 3 600 NW WFL DALI BK/ WH.	78
OD1RE306WF840NBB	••	OCULT REC 3 600 NW WFL BK/ BK.	78
OD1RE306WF840NBW	••	OCULT REC 3 600 NW WFL BK/ WH.	78
OD1RE612MF830DBB	••	OCULT REC 6 1200 WW MFL DALI BK/ BK.	78
OD1RE612MF830DBW	••	OCULT REC 6 1200 WW MFL DALI BK/ WH.	78
OD1RE612MF830NBB	••	OCULT REC 6 1200 WW MFL BK/ BK.	78
OD1RE612MF830NBW	••	OCULT REC 6 1200 WW MFL BK/ WH.	78
OD1RE612MF840DBB	••	OCULT REC 6 1200 NW MFL DALI BK/ BK.	78
OD1RE612MF840DBW	••	OCULT REC 6 1200 NW MFL DALI BK/ WH.	78
OD1RE612MF840NBB	••	OCULT REC 6 1200 NW MFL BK/ BK.	78
OD1RE612MF840NBW	••	OCULT REC 6 1200 NW MFL BK/ WH.	78
OD1RE612WF830DBB	••	OCULT REC 6 1200 WW WFL DALI BK/ BK.	78
OD1RE612WF830DBW	••	OCULT REC 6 1200 WW WFL DALI BK/ WH.	78
OD1RE612WF830NBB	••	OCULT REC 6 1200 WW WFL BK/ BK.	78
OD1RE612WF830NBW	••	OCULT REC 6 1200 WW WFL BK/ WH.	78
OD1RE612WF840DBB	••	OCULT REC 6 1200 NW WFL DALI BK/ BK.	78
OD1RE612WF840DBW	••	OCULT REC 6 1200 NW WFL DALI BK/ WH.	78
OD1RE612WF840NBB	••	OCULT REC 6 1200 NW WFL BK/ BK.	78
OD1RE612WF840NBW	••	OCULT REC 6 1200 NW WFL BK/ WH.	78
OD1RE918MF830DBB	••	OCULT REC 9 1800 WW MFL DALI BK/ BK.	78
OD1RE918MF830DBW	••	OCULT REC 9 1800 WW MFL DALI BK/ WH.	78
OD1RE918MF830NBB	••	OCULT REC 9 1800 WW MFL BK/ BK.	78
OD1RE918MF830NBW	••	OCULT REC 9 1800 WW MFL BK/ WH.	78
OD1RE918MF840DBB	••	OCULT REC 9 1800 NW MFL DALI BK/ BK.	78
OD1RE918MF840DBW	••	OCULT REC 9 1800 NW MFL DALI BK/ WH.	78
OD1RE918MF840NBB	••	OCULT REC 9 1800 NW MFL BK/ BK.	78
OD1RE918MF840NBW	••	OCULT REC 9 1800 NW MFL BK/ WH.	78
OD1RE918WF830DBB	••	OCULT REC 9 1800 WW WFL DALI BK/ BK.	78
OD1RE918WF830DBW	••	OCULT REC 9 1800 WW WFL DALI BK/ WH.	78
OD1RE918WF830NBB	••	OCULT REC 9 1800 WW WFL BK/ BK.	78
OD1RE918WF830NBW	••	OCULT REC 9 1800 WW WFL BK/ WH.	78
OD1RE918WF840DBB	••	OCULT REC 9 1800 NW WFL DALI BK/ BK.	78
OD1RE918WF840DBW	••	OCULT REC 9 1800 NW WFL DALI BK/ WH.	78
OD1RE918WF840NBB	••	OCULT REC 9 1800 NW WFL BK/ BK.	78
OD1RE918WF840NBW	••	OCULT REC 9 1800 NW WFL BK/ WH.	78
OD1TR1222MF830DB	••	OCULT TRIM 12 2200 WW MFL DALI BK.	80
OD1TR1222MF830NB	••	OCULT TRIM 12 2200 WW MFL BK.	80
OD1TR1222MF840DB	••	OCULT TRIM 12 2200 NW MFL DALI BK.	80
OD1TR1222MF840NB	••	OCULT TRIM 12 2200 NW MFL BK.	80
OD1TR1222WF830DB	••	OCULT TRIM 12 2200 WW WFL DALI BK.	80
OD1TR1222WF830NB	••	OCULT TRIM 12 2200 WW WFL BK.	80
OD1TR1222WF840DB	••	OCULT TRIM 12 2200 NW WFL DALI BK.	80
OD1TR1222WF840NB	••	OCULT TRIM 12 2200 NW WFL BK.	80
OD1TR204MF830DB	••	OCULT TRIM 2 400 WW MFL DALI BK.	80
OD1TR204MF830NB	••	OCULT TRIM 2 400 WW MFL BK.	80
OD1TR204MF840DB	••	OCULT TRIM 2 400 NW MFL DALI BK.	80
OD1TR204MF840NB	••	OCULT TRIM 2 400 NW MFL BK.	80
OD1TR204WF830DB	••	OCULT TRIM 2 400 WW WFL DALI BK.	80
OD1TR204WF830NB	••	OCULT TRIM 2 400 WW WFL BK.	80
OD1TR204WF840DB	••	OCULT TRIM 2 400 NW WFL DALI BK.	80
OD1TR204WF840NB	••	OCULT TRIM 2 400 NW WFL BK.	80
OD1TR306MF830DB	••	OCULT TRIM 3 600 WW MFL DALI BK.	80
OD1TR306MF830NB	••	OCULT TRIM 3 600 WW MFL BK.	80
OD1TR306MF840DB	••	OCULT TRIM 3 600 NW MFL DALI BK.	80
OD1TR306MF840NB	••	OCULT TRIM 3 600 NW MFL BK.	80
OD1TR306WF830DB	••	OCULT TRIM 3 600 WW WFL DALI BK.	80
OD1TR306WF830NB	••	OCULT TRIM 3 600 WW WFL BK.	80
OD1TR306WF840DB	••	OCULT TRIM 3 600 NW WFL DALI BK.	80
OD1TR306WF840NB	••	OCULT TRIM 3 600 NW WFL BK.	80
OD1TR612MF830DB	••	OCULT TRIM 6 1200 WW MFL DALI BK.	80
OD1TR612MF830NB	••	OCULT TRIM 6 1200 WW MFL BK.	80
OD1TR612MF840DB	••	OCULT TRIM 6 1200 NW MFL DALI BK.	80
OD1TR612MF840NB	••	OCULT TRIM 6 1200 NW MFL BK.	80
OD1TR612WF830DB	••	OCULT TRIM 6 1200 WW WFL DALI BK.	80
OD1TR612WF830NB	••	OCULT TRIM 6 1200 WW WFL BK.	80
OD1TR612WF840DB	••	OCULT TRIM 6 1200 NW WFL DALI BK.	80
OD1TR612WF840NB	••	OCULT TRIM 6 1200 NW WFL BK.	80
OD1TR918MF830DB	••	OCULT TRIM 9 1800 WW MFL DALI BK.	80
OD1TR918MF830NB	••	OCULT TRIM 9 1800 WW MFL BK.	80
OD1TR918MF840DB	••	OCULT TRIM 9 1800 NW MFL DALI BK.	80
OD1TR918MF840NB	••	OCULT TRIM 9 1800 NW MFL BK.	80
OD1TR918WF830DB	••	OCULT TRIM 9 1800 WW WFL DALI BK.	80
OD1TR918WF830NB	••	OCULT TRIM 9 1800 WW WFL BK.	80
OD1TR918WF840DB	••	OCULT TRIM 9 1800 NW WFL DALI BK.	80
OD1TR918WF840NB	••	OCULT TRIM 9 1800 NW WFL BK.	80
ODRF2C	••	OCULT ACC. REFLECTOR 2 CO.	79
ODRF2M	••	OCULT ACC. REFLECTOR 2 MT.	79
ODRF2W	••	OCULT ACC. REFLECTOR 2 WH.	79
ODRF3C	••	OCULT ACC. REFLECTOR 3 CO.	79
ODRF3M	••	OCULT ACC. REFLECTOR 3 MT.	79
ODRF3W	••	OCULT ACC. REFLECTOR 3 WH.	79
OS OCULT SYSTEM			
OS1DO1222MF830DB	••	OCULT SYS. DOWN. 12 2200 WW MFL DALI BK	264
OS1DO1222MF830NB	••	OCULT SYS. DOWN. 12 2200 WW MFL BK.	264

Ref.	Plazo	Descripción	P.
OS1DO1222MF840DB	••	OCULT SYS. DOWN. 12 2200 NW MFL DALI BK	264
OS1DO1222MF840NB	••	OCULT SYS. DOWN. 12 2200 NW MFL BK.	264
OS1DO1222WF830DB	••	OCULT SYS. DOWN. 12 2200 WW WFL DALI BK	264
OS1DO1222WF830NB	••	OCULT SYS. DOWN. 12 2200 WW WFL BK.	264
OS1DO1222WF840DB	••	OCULT SYS. DOWN. 12 2200 NW WFL DALI BK	264
OS1DO1222WF840NB	••	OCULT SYS. DOWN. 12 2200 NW WFL BK.	264
OS1DO306MF830DB	••	OCULT SYS. DOWN. 3 600 WW MFL DALI BK.	264
OS1DO306MF830NB	••	OCULT SYS. DOWN. 3 600 WW MFL BK.	264
OS1DO306MF840DB	••	OCULT SYS. DOWN. 3 600 NW MFL DALI BK.	264
OS1DO306MF840NB	••	OCULT SYS. DOWN. 3 600 NW MFL BK.	264
OS1DO306WF830DB	••	OCULT SYS. DOWN. 3 600 WW WFL DALI BK.	264
OS1DO306WF830NB	••	OCULT SYS. DOWN. 3 600 WW WFL BK.	264
OS1DO306WF840DB	••	OCULT SYS. DOWN. 3 600 NW WFL DALI BK.	264
OS1DO306WF840NB	••	OCULT SYS. DOWN. 3 600 NW WFL BK.	264
OS1DO612MF830DB	••	OCULT SYS. DOWN. 6 1200 WW MFL DALI BK.	264
OS1DO612MF830NB	••	OCULT SYS. DOWN. 6 1200 WW MFL BK.	264
OS1DO612MF840DB	••	OCULT SYS. DOWN. 6 1200 NW MFL DALI BK.	264
OS1DO612MF840NB	••	OCULT SYS. DOWN. 6 1200 NW MFL BK.	264
OS1DO612WF830DB	••	OCULT SYS. DOWN. 6 1200 WW WFL DALI BK.	264
OS1DO612WF830NB	••	OCULT SYS. DOWN. 6 1200 WW WFL BK.	264
OS1DO612WF840DB	••	OCULT SYS. DOWN. 6 1200 NW WFL DALI BK.	264
OS1DO612WF840NB	••	OCULT SYS. DOWN. 6 1200 NW WFL BK.	264
OS1DO918MF830DB	••	OCULT SYS. DOWN. 9 1800 WW MFL DALI BK.	264
OS1DO918MF830NB	••	OCULT SYS. DOWN. 9 1800 WW MFL BK.	264
OS1DO918MF840DB	••	OCULT SYS. DOWN. 9 1800 NW MFL DALI BK.	264
OS1DO918MF840NB	••	OCULT SYS. DOWN. 9 1800 NW MFL BK.	264
OS1DO918WF830DB	••	OCULT SYS. DOWN. 9 1800 WW WFL DALI BK.	264
OS1DO918WF830NB	••	OCULT SYS. DOWN. 9 1800 WW WFL BK.	264
OS1DO918WF840DB	••	OCULT SYS. DOWN. 9 1800 NW WFL DALI BK.	264
OS1DO918WF840NB	••	OCULT SYS. DOWN. 9 1800 NW WFL BK.	264
OS1PV05FL830DBB	•••	OCULT SYS. PEND.VERT. 500 WW FL DA BK/BK	268
OS1PV05FL830DBW	•••	OCULT SYS. PEND.VERT. 500 WW FL DA BK/WH	268
OS1PV05FL830NBB	•••	OCULT SYS. PEND.VERT. 500 WW FL BK/BK.	268
OS1PV05FL830NBW	•••	OCULT SYS. PEND.VERT. 500 WW FL BK/WH.	268
OS1PV05FL840DBB	•••	OCULT SYS. PEND.VERT. 500 NW FL DA BK/BK	268
OS1PV05FL840DBW	•••	OCULT SYS. PEND.VERT. 500 NW FL DA BK/WH	268
OS1PV05FL840NBB	•••	OCULT SYS. PEND.VERT. 500 NW FL BK/BK.	268
OS1PV05FL840NBW	•••	OCULT SYS. PEND.VERT. 500 NW FL BK/WH.	268
OS1PV05SP830DBB	•••	OCULT SYS. PEND.VERT. 500 WW SP DA BK/BK	268
OS1PV05SP830DBW	•••	OCULT SYS. PEND.VERT. 500 WW SP DA BK/WH	268
OS1PV05SP830NBB	•••	OCULT SYS. PEND.VERT. 500 WW SP BK/BK.	268
OS1PV05SP830NBW	•••	OCULT SYS. PEND.VERT. 500 WW SP BK/WH.	268
OS1PV05SP840DBB	•••	OCULT SYS. PEND.VERT. 500 NW SP DA BK/BK	268
OS1PV05SP840DBW	•••	OCULT SYS. PEND.VERT. 500 NW SP DA BK/WH	268
OS1PV05SP840NBB	•••	OCULT SYS. PEND.VERT. 500 NW SP BK/BK.	268
OS1PV05SP840NBW	•••	OCULT SYS. PEND.VERT. 500 NW SP BK/WH.	268
OS1SP05FL830DBB	••	OCULT SYS. SPOT 500 WW FL DALI BK/BK.	266
OS1SP05FL830DBW	••	OCULT SYS. SPOT 500 WW FL DALI BK/WH.	266
OS1SP05FL830NBB	••	OCULT SYS. SPOT 500 WW FL BK/BK.	266
OS1SP05FL830NBW	••	OCULT SYS. SPOT 500 WW FL BK/WH.	266
OS1SP05FL840DBB	••	OCULT SYS. SPOT 500 NW FL DALI BK/BK.	266
OS1SP05FL840DBW	••	OCULT SYS. SPOT 500 NW FL DALI BK/WH.	266
OS1SP05FL840NBB	••	OCULT SYS. SPOT 500 NW FL BK/BK.	266
OS1SP05FL840NBW	••	OCULT SYS. SPOT 500 NW FL BK/WH.	266
OS1SP05MF830DBB	••	OCULT SYS. SPOT 500 WW MFL DALI BK/BK.	266
OS1SP05MF830DBW	••	OCULT SYS. SPOT 500 WW MFL DALI BK/WH.	266
OS1SP05MF830NBB	••	OCULT SYS. SPOT 500 WW MFL BK/BK.	266
OS1SP05MF830NBW	••	OCULT SYS. SPOT 500 WW MFL BK/WH.	266
OS1SP05MF840DBB	••	OCULT SYS. SPOT 500 NW MFL DALI BK/BK.	266
OS1SP05MF840DBW	••	OCULT SYS. SPOT 500 NW MFL DALI BK/WH.	266
OS1SP05MF840NBB	••	OCULT SYS. SPOT 500 NW MFL BK/BK.	266
OS1SP05MF840NBW	••	OCULT SYS. SPOT 500 NW MFL BK/WH.	266
OS1SP05SP830DBB	••	OCULT SYS. SPOT 500 WW SP DALI BK/BK.	266
OS1SP05SP830DBW	••	OCULT SYS. SPOT 500 WW SP DALI BK/WH.	266
OS1SP05SP830NBB	••	OCULT SYS. SPOT 500 WW SP BK/BK.	266
OS1SP05SP830NBW	••	OCULT SYS. SPOT 500 WW SP BK/WH.	266
OS1SP05SP840DBB	••	OCULT SYS. SPOT 500 NW SP DALI BK/BK.	266
OS1SP05SP840DBW	••	OCULT SYS. SPOT 500 NW SP DALI BK/WH.	266
OS1SP05SP840NBB	••	OCULT SYS. SPOT 500 NW SP BK/BK.	266
OS1SP05SP840NBW	••	OCULT SYS. SPOT 500 NW SP BK/WH.	266
OS1SP10FL830DBB	••	OCULT SYS. SPOT 1000 WW FL DALI BK/BK.	266
OS1SP10FL830DBW	••	OCULT SYS. SPOT 1000 WW FL DALI BK/WH.	266
OS1SP10FL830NBB	••	OCULT SYS. SPOT 1000 WW FL BK/BK.	266
OS1SP10FL830NBW	••	OCULT SYS. SPOT 1000 WW FL BK/WH.	266
OS1SP10FL840DBB	••	OCULT SYS. SPOT 1000 NW FL DALI BK/BK.	266
OS1SP10FL840DBW	••	OCULT SYS. SPOT 1000 NW FL DALI BK/WH.	266
OS1SP10FL840NBB	••	OCULT SYS. SPOT 1000 NW FL BK/BK.	266
OS1SP10FL840NBW	••	OCULT SYS. SPOT 1000 NW FL BK/WH.	266
OS1SP10MF830DBB	••	OCULT SYS. SPOT 1000 WW MFL DALI BK/BK.	266
OS1SP10MF830DBW	••	OCULT SYS. SPOT 1000 WW MFL DALI BK/WH.	266
OS1SP10MF830NBB	••	OCULT SYS. SPOT 1000 WW MFL BK/BK.	266
OS1SP10MF830NBW	••	OCULT SYS. SPOT 1000 WW MFL BK/WH.	266
OS1SP10MF840DBB	••	OCULT SYS. SPOT 1000 NW MFL DALI BK/BK.	266
OS1SP10MF840DBW	••	OCULT SYS. SPOT 1000 NW MFL DALI BK/WH.	266

Ref.	Plazo	Descripción	P.
OS1SP10MF840NBB	••	OCULT SYS. SPOT 1000 NW MFL BK/BK.	266
OS1SP10MF840NBW	••	OCULT SYS. SPOT 1000 NW MFL BK/WH.	266
OS1SP10SP830DBB	••	OCULT SYS. SPOT 1000 WW SP DALI BK/BK.	266
OS1SP10SP830DBW	••	OCULT SYS. SPOT 1000 WW SP DALI BK/WH.	266
OS1SP10SP830NBB	••	OCULT SYS. SPOT 1000 WW SP BK/BK.	266
OS1SP10SP830NBW	••	OCULT SYS. SPOT 1000 WW SP BK/WH.	266
OS1SP10SP840DBB	••	OCULT SYS. SPOT 1000 NW SP DALI BK/BK.	266
OS1SP10SP840DBW	••	OCULT SYS. SPOT 1000 NW SP DALI BK/WH.	266
OS1SP10SP840NBB	••	OCULT SYS. SPOT 1000 NW SP BK/BK.	266
OS1SP10SP840NBW	••	OCULT SYS. SPOT 1000 NW SP BK/WH.	266
OS1SP10SS830DBB	••	OCULT SYS. SPOT 1000 WW SSP DAL BK/BK.	266
OS1SP10SS830DBW	••	OCULT SYS. SPOT 1000 WW SSP DAL BK/WH.	266
OS1SP10SS830NBB	••	OCULT SYS. SPOT 1000 WW SSP BK/BK.	266
OS1SP10SS830NBW	••	OCULT SYS. SPOT 1000 WW SSP BK/WH.	266
OS1SP10SS840DBB	••	OCULT SYS. SPOT 1000 NW SSP DALI BK/BK.	266
OS1SP10SS840DBW	••	OCULT SYS. SPOT 1000 NW SSP DALI BK/WH.	266
OS1SP10SS840NBB	••	OCULT SYS. SPOT 1000 NW SSP BK/BK.	266
OS1SP10SS840NBW	••	OCULT SYS. SPOT 1000 NW SSP BK/WH.	266
OSCO1000B	••	OCULT SYSTEM ACC. COVER 1000 BK.	270
OSCO1000W	••	OCULT SYSTEM ACC. COVER 1000 WH.	270
OSCO200B	••	OCULT SYSTEM ACC. COVER 200 BK.	270
OSCO200W	••	OCULT SYSTEM ACC. COVER 200 WH.	270
OSCO300B	••	OCULT SYSTEM ACC. COVER 300 BK.	270
OSCO300W	••	OCULT SYSTEM ACC. COVER 300 WH.	270
OSCO400B	••	OCULT SYSTEM ACC. COVER 400 BK.	270
OSCO400W	••	OCULT SYSTEM ACC. COVER 400 WH.	270
OSCO500B	••	OCULT SYSTEM ACC. COVER 500 BK.	270
OSCO500W	••	OCULT SYSTEM ACC. COVER 500 WH.	270
OSCO600B	••	OCULT SYSTEM ACC. COVER 600 BK.	270
OSCO600W	••	OCULT SYSTEM ACC. COVER 600 WH.	270
OSCO700B	••	OCULT SYSTEM ACC. COVER 700 BK.	270
OSCO700W	••	OCULT SYSTEM ACC. COVER 700 WH.	270
OSCO800B	••	OCULT SYSTEM ACC. COVER 800 BK.	270
OSCO800W	••	OCULT SYSTEM ACC. COVER 800 WH.	270
OSCO900B	••	OCULT SYSTEM ACC. COVER 900 BK.	270
OSCO900W	••	OCULT SYSTEM ACC. COVER 900 WH.	270
OSCTAI1000D	••	OCULT SYS. ACC.INTER.CONNECTOR DALI 1000	271
OSCTAI1000N	••	OCULT SYS. ACC. INTER. CONNECTOR 1000	271
OSCTAI100D	••	OCULT SYS. ACC.INTER.CONNECTOR DALI 100	271
OSCTAI100N	••	OCULT SYS. ACC. INTER. CONNECTOR 100	271
OSCTAI1100D	••	OCULT SYS. ACC.INTER.CONNECTOR DALI 1100	271
OSCTAI1100N	••	OCULT SYS. ACC. INTER. CONNECTOR 1100	271
OSCTAI1200D	••	OCULT SYS. ACC.INTER.CONNECTOR DALI 1200	271
OSCTAI1200N	••	OCULT SYS. ACC. INTER. CONNECTOR 1200	271
OSCTAI1300D	••	OCULT SYS. ACC.INTER.CONNECTOR DALI 1300	271
OSCTAI1300N	••	OCULT SYS. ACC. INTER. CONNECTOR 1300	271
OSCTAI1400D	••	OCULT SYS. ACC.INTER.CONNECTOR DALI 1400	271
OSCTAI1400N	••	OCULT SYS. ACC. INTER. CONNECTOR 1400	271
OSCTAI1500D	••	OCULT SYS. ACC.INTER.CONNECTOR DALI 1500	271
OSCTAI1500N	••	OCULT SYS. ACC. INTER. CONNECTOR 1500	271
OSCTAI200D	••	OCULT SYS. ACC.INTER.CONNECTOR DALI 200	271
OSCTAI200N	••	OCULT SYS. ACC. INTER. CONNECTOR 200	271
OSCTAI300D	••	OCULT SYS. ACC.INTER.CONNECTOR DALI 300	271
OSCTAI300N	••	OCULT SYS. ACC. INTER. CONNECTOR 300	271
OSCTAI400D	••	OCULT SYS. ACC.INTER.CONNECTOR DALI 400	271
OSCTAI400N	••	OCULT SYS. ACC. INTER. CONNECTOR 400	271
OSCTAI500D	••	OCULT SYS. ACC.INTER.CONNECTOR DALI 500	271
OSCTAI500N	••	OCULT SYS. ACC. INTER. CONNECTOR 500	271
OSCTAI600D	••	OCULT SYS. ACC.INTER.CONNECTOR DALI 600	271
OSCTAI600N	••	OCULT SYS. ACC. INTER. CONNECTOR 600	271
OSCTAI700D	••	OCULT SYS. ACC.INTER.CONNECTOR DALI 700	271
OSCTAI700N	••	OCULT SYS. ACC. INTER. CONNECTOR 700	271
OSCTAI800D	••	OCULT SYS. ACC.INTER.CONNECTOR DALI 800	271
OSCTAI800N	••	OCULT SYS. ACC. INTER. CONNECTOR 800	271
OSCTAI900D	••	OCULT SYS. ACC.INTER.CONNECTOR DALI 900	271
OSCTAI900N	••	OCULT SYS. ACC. INTER. CONNECTOR 900	270
OSJO	••	OCULT SYS. ACC. JOINT	270
OSRECR100B	••	OCULT SYS. ACC. REC CORNER 100 BK.	270
OSRECR100W	••	OCULT SYS. ACC. REC CORNER 100 WH.	270
OSREECB	••	OCULT SYS. ACC. REC END COVER BK.	270
OSREECW	••	OCULT SYS. ACC. REC END COVER WH.	270
OSREPR1000B	••	OCULT SYS. ACC. REC PROFILE 1000 BK.	270
OSREPR1000W	••	OCULT SYS. ACC. REC PROFILE 1000 WH.	270
OSREPR1100B	••	OCULT SYS. ACC. REC PROFILE 1100 BK.	270
OSREPR1100W	••	OCULT SYS. ACC. REC PROFILE 1100 WH.	270
OSREPR1200B	••	OCULT SYS. ACC. REC PROFILE 1200 BK.	270
OSREPR1200W	••	OCULT SYS. ACC. REC PROFILE 1200 WH.	270
OSREPR1300B	••	OCULT SYS. ACC. REC PROFILE 1300 BK.	270
OSREPR1300W	••	OCULT SYS. ACC. REC PROFILE 1300 WH.	270
OSREPR1400B	••	OCULT SYS. ACC. REC PROFILE 1400 BK.	270
OSREPR1400W	••	OCULT SYS. ACC. REC PROFILE 1400 WH.	270
OSREPR1500B	••	OCULT SYS. ACC. REC PROFILE 1500 BK.	270
OSREPR1500W	••	OCULT SYS. ACC. REC PROFILE 1500 WH.	270
OSREPR1600B	••	OCULT SYS. ACC. REC PROFILE 1600 BK.	270

Ref.	Plazo	Descripción	P.
OSREPR1600W	••	OCULT SYS. ACC. REC PROFILE 1600 WH.	270
OSREPR1700B	••	OCULT SYS. ACC. REC PROFILE 1700 BK.	270
OSREPR1700W	••	OCULT SYS. ACC. REC PROFILE 1700 WH.	270
OSREPR1800B	••	OCULT SYS. ACC. REC PROFILE 1800 BK.	270
OSREPR1800W	••	OCULT SYS. ACC. REC PROFILE 1800 WH.	270
OSREPR1900B	••	OCULT SYS. ACC. REC PROFILE 1900 BK.	270
OSREPR1900W	••	OCULT SYS. ACC. REC PROFILE 1900 WH.	270
OSREPR2000B	••	OCULT SYS. ACC. REC PROFILE 2000 BK.	270
OSREPR2000W	••	OCULT SYS. ACC. REC PROFILE 2000 WH.	270
OSREPR500B	••	OCULT SYS. ACC. REC PROFILE 500 BK.	270
OSREPR500W	••	OCULT SYS. ACC. REC PROFILE 500 WH.	270
OSREPR600B	••	OCULT SYS. ACC. REC PROFILE 600 BK.	270
OSREPR600W	••	OCULT SYS. ACC. REC PROFILE 600 WH.	270
OSREPR700B	••	OCULT SYS. ACC. REC PROFILE 700 BK.	270
OSREPR700W	••	OCULT SYS. ACC. REC PROFILE 700 WH.	270
OSREPR800B	••	OCULT SYS. ACC. REC PROFILE 800 BK.	270
OSREPR800W	••	OCULT SYS. ACC. REC PROFILE 800 WH.	270
OSREPR900B	••	OCULT SYS. ACC. REC PROFILE 900 BK.	270
OSREPR900W	••	OCULT SYS. ACC. REC PROFILE 900 WH.	270
OSSUCR100B	••	OCULT SYS. ACC. SUR CORNER 100 BK.	270
OSSUCR100W	••	OCULT SYS. ACC. SUR CORNER 100 WH.	270
OSSUECB	••	OCULT SYS. ACC. SUR END COVER BK.	270
OSSUECW	••	OCULT SYS. ACC. SUR END COVER WH.	270
OSSUPR1000B	••	OCULT SYS. ACC. SUR PROFILE 1000 BK.	270
OSSUPR1000W	••	OCULT SYS. ACC. SUR PROFILE 1000 WH.	270
OSSUPR1100B	••	OCULT SYS. ACC. SUR PROFILE 1100 BK.	270
OSSUPR1100W	••	OCULT SYS. ACC. SUR PROFILE 1100 WH.	270
OSSUPR1200B	••	OCULT SYS. ACC. SUR PROFILE 1200 BK.	270
OSSUPR1200W	••	OCULT SYS. ACC. SUR PROFILE 1200 WH.	270
OSSUPR1300B	••	OCULT SYS. ACC. SUR PROFILE 1300 BK.	270
OSSUPR1300W	••	OCULT SYS. ACC. SUR PROFILE 1300 WH.	270
OSSUPR1400B	••	OCULT SYS. ACC. SUR PROFILE 1400 BK.	270
OSSUPR1400W	••	OCULT SYS. ACC. SUR PROFILE 1400 WH.	270
OSSUPR1500B	••	OCULT SYS. ACC. SUR PROFILE 1500 BK.	270
OSSUPR1500W	••	OCULT SYS. ACC. SUR PROFILE 1500 WH.	270
OSSUPR1600B	••	OCULT SYS. ACC. SUR PROFILE 1600 BK.	270
OSSUPR1600W	••	OCULT SYS. ACC. SUR PROFILE 1600 WH.	270
OSSUPR1700B	••	OCULT SYS. ACC. SUR PROFILE 1700 BK.	270
OSSUPR1700W	••	OCULT SYS. ACC. SUR PROFILE 1700 WH.	270
OSSUPR1800B	••	OCULT SYS. ACC. SUR PROFILE 1800 BK.	270
OSSUPR1800W	••	OCULT SYS. ACC. SUR PROFILE 1800 WH.	270
OSSUPR1900B	••	OCULT SYS. ACC. SUR PROFILE 1900 BK.	270
OSSUPR1900W	••	OCULT SYS. ACC. SUR PROFILE 1900 WH.	270
OSSUPR2000B	••	OCULT SYS. ACC. SUR PROFILE 2000 BK.	270
OSSUPR2000W	••	OCULT SYS. ACC. SUR PROFILE 2000 WH.	270
OSSUPR500B	••	OCULT SYS. ACC. SUR PROFILE 500 BK.	270
OSSUPR500W	••	OCULT SYS. ACC. SUR PROFILE 500 WH.	270
OSSUPR600B	••	OCULT SYS. ACC. SUR PROFILE 600 BK.	270
OSSUPR600W	••	OCULT SYS. ACC. SUR PROFILE 600 WH.	270
OSSUPR700B	••	OCULT SYS. ACC. SUR PROFILE 700 BK.	270
OSSUPR700W	••	OCULT SYS. ACC. SUR PROFILE 700 WH.	270
OSSUPR800B	••	OCULT SYS. ACC. SUR PROFILE 800 BK.	270
OSSUPR800W	••	OCULT SYS. ACC. SUR PROFILE 800 WH.	270
OSSUPR900B	••	OCULT SYS. ACC. SUR PROFILE 900 BK.	270
OSSUPR900W	••	OCULT SYS. ACC. SUR PROFILE 900 WH.	270
PL PLAT G3			
PL306035OP4030DW	•	PLAT G3 600X600 3400 WW OPAL IP40 DA WH	288
PL306035OP4030NW	•	PLAT G3 600X600 3400 WW OPAL IP40 WH	288
PL306035OP4040DW	•	PLAT G3 600X600 3600 NW OPAL IP40 DA WH	288
PL306035OP4040NW	•	PLAT G3 600X600 3600 NW OPAL IP40 WH	288
PL306035OP408TWDW	•••	PLAT G3 600 3500 IP40 TW OPAL DALI WH.	288
PL306035OP5430DW	••	PLAT G3 600X600 3400 WW OPAL IP54 DA WH	288
PL306035OP5430NW	••	PLAT G3 600X600 3400 WW OPAL IP54 WH	288
PL306035OP5440DW	••	PLAT G3 600X600 3600 NW OPAL IP54 DA WH	288
PL306035OP5440NW	••	PLAT G3 600X600 3600 NW OPAL IP54 WH	288
PL306035PR4030DW	••	PLAT G3 600X600 3200 WW PRIS IP40 DA WH	288
PL306035PR4030NW	••	PLAT G3 600X600 3200 WW PRIS IP40 WH	288
PL306035PR4040DW	••	PLAT G3 600X600 3400 NW PRIS IP40 DA WH	288
PL306035PR4040NW	••	PLAT G3 600X600 3400 NW PRIS IP40 WH	288
PL312035OP4030DW	••	PLAT G3 1200X300 3400 WW OPAL IP40 DA WH	288
PL312035OP4030NW	••	PLAT G3 1200X300 3400 WW OPAL IP40 WH	288
PL312035OP4040DW	••	PLAT G3 1200X300 3600 NW OPAL IP40 DA WH	288
PL312035OP4040NW	••	PLAT G3 1200X300 3600 NW OPAL IP40 WH	288
PL312035PR4030DW	••	PLAT G3 1200X300 3200 WW PRIS IP40 DA WH	288
PL312035PR4030NW	••	PLAT G3 1200X300 3200 WW PRIS IP40 WH	288
PL312035PR4040DW	••	PLAT G3 1200X300 3400 NW PRIS IP40 DA WH	288
PL312035PR4040NW	••	PLAT G3 1200X300 3400 NW PRIS IP40 WH	288
PLREFR060	•	PLAT ACC. FRAME REC 600X600MM WH.	288
PLREFR120	•	PLAT ACC. FRAME REC 1200X300MM WH.	288
PLSFFR060	••	PLAT ACC. FRAME SUR 600X600MM WH.	288
PLSFFR120	••	PLAT ACC. FRAME SUR 1200X300MM WH.	288
PLSUWI1000	•	PLAT ACC. SUSP KIT	288
PT1 PLAT TECH			
PT10603520TE830DW	•••	PLAT TECH G1 600 3500 IP20 WW TECH DALI	289
PT10603520TE830NW	•••	PLAT TECH G1 600 3500 IP20 WW TECH WH.	289
PT10603520TE840DW	•••	PLAT TECH G1 600 3500 IP20 NW TECH DALI	289
PT10603520TE840NW	•••	PLAT TECH G1 600 3500 IP20 NW TECH WH.	289
PU PUZZLE			
PU2RE115FL830NB	••	PUZZLE G2 IND 1500 WW FL BK.	66
PU2RE115FL830NW	••	PUZZLE G2 IND 1500 WW FL WH.	66
PU2RE115FL840NB	••	PUZZLE G2 IND 1500 NW FL BK.	66
PU2RE115FL840NW	••	PUZZLE G2 IND 1500 NW FL WH.	66
PU2RE115MF830NB	••	PUZZLE G2 IND 1500 WW MFL BK.	66
PU2RE115MF830NW	••	PUZZLE G2 IND 1500 WW MFL WH.	66
PU2RE115MF840NB	••	PUZZLE G2 IND 1500 NW MFL BK.	66
PU2RE115MF840NW	••	PUZZLE G2 IND 1500 NW MFL WH.	66
PU2RE125FL830NB	••	PUZZLE G2 IND 2500 WW FL BK.	66
PU2RE125FL830NW	•	PUZZLE G2 IND 2500 WW FL WH.	66
PU2RE125FL840NB	••	PUZZLE G2 IND 2500 NW FL BK.	66
PU2RE125FL840NW	••	PUZZLE G2 IND 2500 NW FL WH.	66
PU2RE125MF830NB	••	PUZZLE G2 IND 2500 WW MFL BK.	66
PU2RE125MF830NW	••	PUZZLE G2 IND 2500 WW MFL WH.	66
PU2RE125MF840NB	••	PUZZLE G2 IND 2500 NW MFL BK.	66
PU2RE125MF840NW	••	PUZZLE G2 IND 2500 NW MFL WH.	66
PU2RE135FL830NB	••	PUZZLE G2 IND 3500 WW FL BK.	66
PU2RE135FL830NW	••	PUZZLE G2 IND 3500 WW FL WH.	66
PU2RE135FL840NB	••	PUZZLE G2 IND 3500 NW FL BK.	66
PU2RE135FL840NW	••	PUZZLE G2 IND 3500 NW FL WH.	66
PU2RE135MF830NB	••	PUZZLE G2 IND 3500 WW MFL BK.	66
PU2RE135MF830NW	••	PUZZLE G2 IND 3500 WW MFL WH.	66
PU2RE135MF840NB	••	PUZZLE G2 IND 3500 NW MFL BK.	66
PU2RE135MF840NW	••	PUZZLE G2 IND 3500 NW MFL WH.	66
PU2RE145FL830NB	••	PUZZLE G2 IND 4600 WW FL BK.	66
PU2RE145FL830NW	••	PUZZLE G2 IND 4600 WW FL WH.	66
PU2RE145FL840NB	••	PUZZLE G2 IND 4600 NW FL BK.	66
PU2RE145FL840NW	••	PUZZLE G2 IND 4600 NW FL WH.	66
PU2RE145MF830NB	••	PUZZLE G2 IND 4600 WW MFL BK.	66
PU2RE145MF830NW	••	PUZZLE G2 IND 4600 WW MFL WH.	66
PU2RE145MF840NB	••	PUZZLE G2 IND 4600 NW MFL BK.	66
PU2RE145MF840NW	••	PUZZLE G2 IND 4600 NW MFL WH.	66
PU2RE225FL830NB	••	PUZZLE G2 DB 2500 WW FL BK.	67
PU2RE225FL830NW	••	PUZZLE G2 DB 2500 WW FL WH.	67
PU2RE225FL840NB	••	PUZZLE G2 DB 2500 NW FL BK.	67
PU2RE225FL840NW	••	PUZZLE G2 DB 2500 NW FL WH.	67
PU2RE225MF830NB	••	PUZZLE G2 DB 2500 WW MFL BK.	67
PU2RE225MF830NW	••	PUZZLE G2 DB 2500 WW MFL WH.	67
PU2RE225MF840NB	••	PUZZLE G2 DB 2500 NW MFL BK.	67
PU2RE225MF840NW	••	PUZZLE G2 DB 2500 NW MFL WH.	67
PU2RE235FL830NB	••	PUZZLE G2 DB 3500 WW FL BK.	67
PU2RE235FL830NW	••	PUZZLE G2 DB 3500 WW FL WH.	67
PU2RE235FL840NB	••	PUZZLE G2 DB 3500 NW FL BK.	67
PU2RE235FL840NW	••	PUZZLE G2 DB 3500 NW FL WH.	67
PU2RE235MF830NB	••	PUZZLE G2 DB 3500 WW MFL BK.	67
PU2RE235MF830NW	••	PUZZLE G2 DB 3500 WW MFL WH.	67
PU2RE235MF840NB	••	PUZZLE G2 DB 3500 NW MFL BK.	67
PU2RE235MF840NW	••	PUZZLE G2 DB 3500 NW MFL WH.	67
PU2RE245FL830NB	••	PUZZLE G2 DB 4600 WW FL BK.	67
PU2RE245FL830NW	••	PUZZLE G2 DB 4600 WW FL WH.	67
PU2RE245FL840NB	••	PUZZLE G2 DB 4600 NW FL BK.	67
PU2RE245FL840NW	••	PUZZLE G2 DB 4600 NW FL WH.	67
PU2RE245MF830NB	••	PUZZLE G2 DB 4600 WW MFL BK.	67
PU2RE245MF830NW	••	PUZZLE G2 DB 4600 WW MFL WH.	67
PU2RE245MF840NB	••	PUZZLE G2 DB 4600 NW MFL BK.	67
PU2RE245MF840NW	••	PUZZLE G2 DB 4600 NW MFL WH.	67
PU2RE325FL830NB	••	PUZZLE G2 TRP 2500 WW FL BK.	68
PU2RE325FL830NW	••	PUZZLE G2 TRP 2500 WW FL WH.	68
PU2RE325FL840NB	••	PUZZLE G2 TRP 2500 NW FL BK.	68
PU2RE325FL840NW	••	PUZZLE G2 TRP 2500 NW FL WH.	68
PU2RE325MF830NB	••	PUZZLE G2 TRP 2500 WW MFL BK.	68
PU2RE325MF830NW	••	PUZZLE G2 TRP 2500 WW MFL WH.	68
PU2RE325MF840NB	••	PUZZLE G2 TRP 2500 NW MFL BK.	68
PU2RE325MF840NW	••	PUZZLE G2 TRP 2500 NW MFL WH.	68
PU2RE335FL830NB	••	PUZZLE G2 TRP 3500 WW FL BK.	68
PU2RE335FL830NW	••	PUZZLE G2 TRP 3500 WW FL WH.	68
PU2RE335FL840NB	••	PUZZLE G2 TRP 3500 NW FL BK.	68
PU2RE335FL840NW	••	PUZZLE G2 TRP 3500 NW FL WH.	68
PU2RE335MF830NB	••	PUZZLE G2 TRP 3500 WW MFL BK.	68
PU2RE335MF830NW	••	PUZZLE G2 TRP 3500 WW MFL WH.	68
PU2RE335MF840NB	••	PUZZLE G2 TRP 3500 NW MFL BK.	68
PU2RE335MF840NW	••	PUZZLE G2 TRP 3500 NW MFL WH.	68
PU2RE345FL830NB	••	PUZZLE G2 TRP 4600 WW FL BK.	68
PU2RE345FL830NW	••	PUZZLE G2 TRP 4600 WW FL WH.	68
PU2RE345FL840NB	••	PUZZLE G2 TRP 4600 NW FL BK.	68
PU2RE345FL840NW	••	PUZZLE G2 TRP 4600 NW FL WH.	68
PU2RE345MF830NB	••	PUZZLE G2 TRP 4600 WW MFL BK.	68
PU2RE345MF830NW	••	PUZZLE G2 TRP 4600 WW MFL WH.	68
PU2RE345MF840NB	••	PUZZLE G2 TRP 4600 NW MFL BK.	68
PU2RE345MF840NW	••	PUZZLE G2 TRP 4600 NW MFL WH.	68

Ref.	Plazo	Descripción	P.
PUCOAB	••	PUZZLE ACC. IND BLIND MODULE BK.	66
PUCOAW	••	PUZZLE ACC. IND BLIND MODULE WH.	66
PUCOBB	••	PUZZLE ACC. DB BLIND MODULE BK.	67
PUCOBW	••	PUZZLE ACC. DB BLIND MODULE WH.	67
PUREFR1W	•	PUZZLE ACC. REC FRAME Nº1 WH.	69
PUREFR2W	•	PUZZLE ACC. REC FRAME Nº2 WH.	69
PUREFR3W	•	PUZZLE ACC. REC FRAME Nº3 WH.	69
PUREFR4W	••	PUZZLE ACC. REC FRAME Nº4 WH.	69
PUREFR5W	••	PUZZLE ACC. REC FRAME Nº5 WH.	69
PUREFR6W	••	PUZZLE ACC. REC FRAME Nº6 WH.	69
PUREFR9W	••	PUZZLE ACC. REC FRAME Nº9 WH.	69
PUTRFR1B	•	PUZZLE ACC. HIDDEN FRAME Nº1 BK.	69
PUTRFR1W	••	PUZZLE ACC. HIDDEN FRAME Nº1 WH.	69
PUTRFR2B	••	PUZZLE ACC. HIDDEN FRAME Nº2 BK.	69
PUTRFR2W	••	PUZZLE ACC. HIDDEN FRAME Nº2 WH.	69
PUTRFR3B	••	PUZZLE ACC. HIDDEN FRAME Nº3 BK.	69
PUTRFR3W	••	PUZZLE ACC. HIDDEN FRAME Nº3 WH.	69
PUTRFR4B	••	PUZZLE ACC. HIDDEN FRAME Nº4 BK.	69
PUTRFR4W	••	PUZZLE ACC. HIDDEN FRAME Nº4 WH.	69
PUTRFR5B	••	PUZZLE ACC. HIDDEN FRAME Nº5 BK.	69
PUTRFR5W	••	PUZZLE ACC. HIDDEN FRAME Nº5 WH.	69
PUTRFR6B	••	PUZZLE ACC. HIDDEN FRAME Nº6 BK.	69
PUTRFR6W	••	PUZZLE ACC. HIDDEN FRAME Nº6 WH.	69
PUTRFR9B	••	PUZZLE ACC. HIDDEN FRAME Nº9 BK.	69
PUTRFR9W	••	PUZZLE ACC. HIDDEN FRAME Nº9 WH.	69
PUTRFRCRB	••	PUZZLE ACC. HIDDEN FRAME 90º CORNER BK.	69
PUTRFRCRW	••	PUZZLE ACC. HIDDEN FRAME 90º CORNER WH.	69
PUTRFRENB	••	PUZZLE ACC. HIDDEN FRAME U END BK.	69
PUTRFRENW	••	PUZZLE ACC. HIDDEN FRAME U END WH.	69
PUTRFRJO	••	PUZZLE ACC. HIDDEN FRAME INTM JOINT	69
PUTRFRPR1000B	••	PUZZLE ACC. HIDDEN FRAME PROFILE 1M BK.	69
PUTRFRPR1000W	••	PUZZLE ACC. HIDDEN FRAME PROFILE 1M WH.	69
PUTRFRPR3000B	••	PUZZLE ACC. HIDDEN FRAME PROFILE 3M BK.	69
PUTRFRPR3000W	••	PUZZLE ACC. HIDDEN FRAME PROFILE 3M WH.	69
SH SHOT			
SH22965MF730NG	•••	SHOT 290 G2 6500 WW MFL GR.	396
SH22965MF740NG	•••	SHOT 290 G2 6500 NW MFL GR.	396
SH22965SP730NG	•••	SHOT 290 G2 6500 WW SP GR.	396
SH22965SP740NG	•••	SHOT 290 G2 6500 NW SP GR.	396
SH22965ST740NG	•••	SHOT 290 G2 6500 NW STREET GR.	396
SH23807MF730NG	•••	SHOT 380 G2 7000 WW MFL GR.	396
SH23807MF740NG	•••	SHOT 380 G2 7000 NW MFL GR.	396
SH23807SP730NG	•••	SHOT 380 G2 7000 WW SP GR.	396
SH23807SP740NG	•••	SHOT 380 G2 7000 NW SP GR.	396
SH23807ST740NG	•••	SHOT 380 G2 7000 NW STREET GR.	396
SH23811MF730NG	•••	SHOT 380 G2 10500 WW MFL GR.	396
SH23811MF740NG	•••	SHOT 380 G2 10500 NW MFL GR.	396
SH23811SP730NG	•••	SHOT 380 G2 10500 WW SP GR.	396
SH23811SP740NG	•••	SHOT 380 G2 10500 NW SP GR.	396
SH23811ST740NG	•••	SHOT 380 G2 10500 NW STREET GR.	396
SH250MF830NA	•••	SHOT G2 5000 MFL 80 WW ANT	394
SH250MF830NG	•••	SHOT G2 5000 MFL 80 WW GR	394
SH250MF840NA	•••	SHOT G2 5000 MFL 80 NW ANT	394
SH250MF840NG	•••	SHOT G2 5000 MFL 80 NW GR	394
SH250SP830NA	•••	SHOT G2 5000 SP 80 WW ANT	394
SH250SP830NG	•••	SHOT G2 5000 SP 80 WW GR	394
SH250SP840NA	•••	SHOT G2 5000 SP 80 NW ANT	394
SH250SP840NG	•••	SHOT G2 5000 SP 80 NW GR	394
SH250ST840NA	•••	SHOT G2 5000 STREET 80 NW ANT	394
SH250ST840NG	•••	SHOT G2 5000 STREET 80 NW GR	394
SH270MF830NA	•••	SHOT G2 7200 MFL 80 WW ANT	394
SH270MF830NG	•••	SHOT G2 7200 MFL 80 WW GR	394
SH270MF840NA	•••	SHOT G2 7200 MFL 80 NW ANT	394
SH270MF840NG	•••	SHOT G2 7200 MFL 80 NW GR	394
SH270SP830NA	•••	SHOT G2 7200 SP 80 WW ANT	394
SH270SP830NG	•••	SHOT G2 7200 SP 80 WW GR	394
SH270SP840NA	•••	SHOT G2 7200 SP 80 NW ANT	394
SH270SP840NG	•••	SHOT G2 7200 SP 80 NW GR	394
SH270ST840NA	•••	SHOT G2 7200 STREET 80 NW ANT	394
SH270ST840NG	•••	SHOT G2 7200 STREET 80 NW GR	394
SH29SC297B	•••	SHOT 290 ACC. ANTIGLARE SCREEN	396
SH38SC381B	•••	SHOT 380 ACC. ANTIGLARE SCREEN	396
SHSC184B	•••	SHOT ACC. ANTIGLARE SCREEN	395
TLD DRIVER			
TLDRV2015048N	•••	DRIVER 150W 48V 220-240V NR IND	136
TLDRV207048N	•••	DRIVER 70W 48V 220-240V NR IND	136
TLS TRACK HANCE 48V			
TLSUALDB	•••	TRACK 48V ACC. LEFT MAIN SUPPLY DALI BK.	136
TLSUALDW	•••	TRACK 48V ACC. LEFT MAIN SUPPLY DALI WH.	136
TLSUARDB	•••	TRACK 48V ACC. RIGHT MAIN SUPPLY DALI BK	136
TLSUARDW	•••	TRACK 48V ACC. RIGHT MAIN SUPPLY DALI WH	136
TLSUECB	•••	TRACK 48V ACC. END COVER BK.	136
TLSUECW	•••	TRACK 48V ACC. END COVER WH.	136
TLSUIJDB	•••	TRACK 48V ACC. INTM JOINT DALI BK.	136
TLSUIJDW	•••	TRACK 48V ACC. INTM JOINT DALI WH.	136
TLSULIDB	•••	TRACK 48V ACC. IN 90º CORNER DALI BK.	136
TLSULIDW	•••	TRACK 48V ACC. IN 90º CORNER DALI WH.	136
TLSULODB	•••	TRACK 48V ACC. OUT 90º CORNER DALI BK.	136
TLSULODW	•••	TRACK 48V ACC. OUT 90º CORNER DALI WH.	136
TLSUPR2000DB	•••	TRACK 48V DALI 2M BK.	136
TLSUPR2000DW	•••	TRACK 48V DALI 2M WH.	136
TLSUWI1500N	•••	SUSPENSION CABLE TRACK 48V NK.	136
TLSUXJDB	•••	TRACK 48V ACC. X JOINT DALI BK.	136
TLSUXJDW	•••	TRACK 48V ACC. X JOINT DALI WH.	136
WAAR120G	•••	ACC. ADJ WALL ARM 120 GR.	374
WAAR380G	•••	ACC. ADJ WALL ARM 380 GR.	374
F31 FIL 35			
F31SF084LOOP830NB		FIL35 SUR 840 1200 WW OPAL BK.	202
F31SF112LOOP830NB		FIL35 SUR 1120 1600 WW OPAL BK.	202
F31SF140LOOP830NB		FIL35 SUR 1400 2000 WW OPAL BK.	202
F31SF168LOOP830NB		FIL35 SUR 1680 2400 WW OPAL BK.	202
F31SF196LOOP830NB		FIL35 SUR 1960 2800 WW OPAL BK.	202
F31SF224LOOP830NB		FIL35 SUR 2240 3200 WW OPAL BK.	202
F31SF084LOOP840NB		FIL35 SUR 840 1200 NW OPAL BK.	202
F31SF112LOOP840NB		FIL35 SUR 1120 1600 NW OPAL BK.	202
F31SF140LOOP840NB		FIL35 SUR 1400 2000 NW OPAL BK.	202
F31SF168LOOP840NB		FIL35 SUR 1680 2400 NW OPAL BK.	202
F31SF196LOOP840NB		FIL35 SUR 1960 2800 NW OPAL BK.	202
F31SF224LOOP840NB		FIL35 SUR 2240 3200 NW OPAL BK.	202
F31SF084LOOP830NW		FIL35 SUR 840 1200 WW OPAL WH.	202
F31SF112LOOP830NW		FIL35 SUR 1120 1600 WW OPAL WH.	202
F31SF140LOOP830NW		FIL35 SUR 1400 2000 WW OPAL WH.	202
F31SF168LOOP830NW		FIL35 SUR 1680 2400 WW OPAL WH.	202
F31SF196LOOP830NW		FIL35 SUR 1960 2800 WW OPAL WH.	202
F31SF224LOOP830NW		FIL35 SUR 2240 3200 WW OPAL WH.	202
F31SF084LOOP840NW		FIL35 SUR 840 1200 NW OPAL WH.	202
F31SF112LOOP840NW		FIL35 SUR 1120 1600 NW OPAL WH.	202
F31SF140LOOP840NW		FIL35 SUR 1400 2000 NW OPAL WH.	202
F31SF168LOOP840NW		FIL35 SUR 1680 2400 NW OPAL WH.	202
F31SF196LOOP840NW		FIL35 SUR 1960 2800 NW OPAL WH.	202
F31SF224LOOP840NW		FIL35 SUR 2240 3200 NW OPAL WH.	202
F31SF084LOOP830NG		FIL35 SUR 840 1200 WW OPAL GR.	202
F31SF112LOOP830NG		FIL35 SUR 1120 1600 WW OPAL GR.	202
F31SF140LOOP830NG		FIL35 SUR 1400 2000 WW OPAL GR.	202
F31SF168LOOP830NG		FIL35 SUR 1680 2400 WW OPAL GR.	202
F31SF196LOOP830NG		FIL35 SUR 1960 2800 WW OPAL GR.	202
F31SF224LOOP830NG		FIL35 SUR 2240 3200 WW OPAL GR.	202
F31SF084LOOP840NG		FIL35 SUR 840 1200 NW OPAL GR.	202
F31SF112LOOP840NG		FIL35 SUR 1120 1600 NW OPAL GR.	202
F31SF140LOOP840NG		FIL35 SUR 1400 2000 NW OPAL GR.	202
F31SF168LOOP840NG		FIL35 SUR 1680 2400 NW OPAL GR.	202
F31SF196LOOP840NG		FIL35 SUR 1960 2800 NW OPAL GR.	202
F31SF224LOOP840NG		FIL35 SUR 2240 3200 NW OPAL GR.	202
F31RE084LOOP830NB		FIL35 REC 840 1200 WW OPAL BK.	202
F31RE112LOOP830NB		FIL35 REC 1120 1600 WW OPAL BK.	202
F31RE140LOOP830NB		FIL35 REC 1400 2000 WW OPAL BK.	202
F31RE168LOOP830NB		FIL35 REC 1680 2400 WW OPAL BK.	202
F31RE196LOOP830NB		FIL35 REC 1960 2800 WW OPAL BK.	202
F31RE224LOOP830NB		FIL35 REC 2240 3200 WW OPAL BK.	202
F31RE084LOOP840NB		FIL35 REC 840 1200 NW OPAL BK.	202
F31RE112LOOP840NB		FIL35 REC 1120 1600 NW OPAL BK.	202
F31RE140LOOP840NB		FIL35 REC 1400 2000 NW OPAL BK.	202
F31RE168LOOP840NB		FIL35 REC 1680 2400 NW OPAL BK.	202
F31RE196LOOP840NB		FIL35 REC 1960 2800 NW OPAL BK.	202
F31RE224LOOP840NB		FIL35 REC 2240 3200 NW OPAL BK.	202
F31RE084LOOP830NW		FIL35 REC 840 1200 WW OPAL WH.	202
F31RE112LOOP830NW		FIL35 REC 1120 1600 WW OPAL WH.	202
F31RE140LOOP830NW		FIL35 REC 1400 2000 WW OPAL WH.	202
F31RE168LOOP830NW		FIL35 REC 1680 2400 WW OPAL WH.	202
F31RE196LOOP830NW		FIL35 REC 1960 2800 WW OPAL WH.	202
F31RE224LOOP830NW		FIL35 REC 2240 3200 WW OPAL WH.	202
F31RE084LOOP840NW		FIL35 REC 840 1200 NW OPAL WH.	202
F31RE112LOOP840NW		FIL35 REC 1120 1600 NW OPAL WH.	202
F31RE140LOOP840NW		FIL35 REC 1400 2000 NW OPAL WH.	202
F31RE168LOOP840NW		FIL35 REC 1680 2400 NW OPAL WH.	202
F31RE196LOOP840NW		FIL35 REC 1960 2800 NW OPAL WH.	202
F31RE224LOOP840NW		FIL35 REC 2240 3200 NW OPAL WH.	202
F31RE084LOOP830NG		FIL35 REC 840 1200 WW OPAL GR.	202
F31RE112LOOP830NG		FIL35 REC 1120 1600 WW OPAL GR.	202
F31RE140LOOP830NG		FIL35 REC 1400 2000 WW OPAL GR.	202
F31RE168LOOP830NG		FIL35 REC 1680 2400 WW OPAL GR.	202
F31RE196LOOP830NG		FIL35 REC 1960 2800 WW OPAL GR.	202
F31RE224LOOP830NG		FIL35 REC 2240 3200 WW OPAL GR.	202
F31RE084LOOP840NG		FIL35 REC 840 1200 NW OPAL GR.	202
F31RE112LOOP840NG		FIL35 REC 1120 1600 NW OPAL GR.	202
F31RE140LOOP840NG		FIL35 REC 1400 2000 NW OPAL GR.	202
F31RE168LOOP840NG		FIL35 REC 1680 2400 NW OPAL GR.	202
F31RE196LOOP840NG		FIL35 REC 1960 2800 NW OPAL GR.	202

Ref.	Plazo	Descripción	P.
F31RE224LOOP840NG		FIL35 REC 2240 3200 NW OPAL GR.	202
F31TR084LOOP830NW		FIL35 TRIM 840 1200 WW OPAL WH.	202
F31TR112LOOP830NW		FIL35 TRIM 1120 1600 WW OPAL WH.	202
F31TR140LOOP830NW		FIL35 TRIM 1400 2000 WW OPAL WH.	202
F31TR168LOOP830NW		FIL35 TRIM 1680 2400 WW OPAL WH.	202
F31TR196LOOP830NW		FIL35 TRIM 1960 2800 WW OPAL WH.	202
F31TR224LOOP830NW		FIL35 TRIM 2240 3200 WW OPAL WH.	202
F31TR084LOOP840NW		FIL35 TRIM 840 1200 NW OPAL WH.	202
F31TR112LOOP840NW		FIL35 TRIM 1120 1600 NW OPAL WH.	202
F31TR140LOOP840NW		FIL35 TRIM 1400 2000 NW OPAL WH.	202
F31TR168LOOP840NW		FIL35 TRIM 1680 2400 NW OPAL WH.	202
F31TR196LOOP840NW		FIL35 TRIM 1960 2800 NW OPAL WH.	202
F31TR224LOOP840NW		FIL35 TRIM 2240 3200 NW OPAL WH.	202
F31SF084LOOP830DB		FIL35 SUR 840 1200 WW OPAL DALI BK.	202
F31SF112LOOP830DB		FIL35 SUR 1120 1600 WW OPAL DALI BK.	202
F31SF140LOOP830DB		FIL35 SUR 1400 2000 WW OPAL DALI BK.	202
F31SF168LOOP830DB		FIL35 SUR 1680 2400 WW OPAL DALI BK.	202
F31SF196LOOP830DB		FIL35 SUR 1960 2800 WW OPAL DALI BK.	202
F31SF224LOOP830DB		FIL35 SUR 2240 3200 WW OPAL DALI BK.	202
F31SF084LOOP840DB		FIL35 SUR 840 1200 NW OPAL DALI BK.	202
F31SF112LOOP840DB		FIL35 SUR 1120 1600 NW OPAL DALI BK.	202
F31SF140LOOP840DB		FIL35 SUR 1400 2000 NW OPAL DALI BK.	202
F31SF168LOOP840DB		FIL35 SUR 1680 2400 NW OPAL DALI BK.	202
F31SF196LOOP840DB		FIL35 SUR 1960 2800 NW OPAL DALI BK.	202
F31SF224LOOP840DB		FIL35 SUR 2240 3200 NW OPAL DALI BK.	202
F31SF084LOOP830DW		FIL35 SUR 840 1200 WW OPAL DALI WH.	202
F31SF112LOOP830DW		FIL35 SUR 1120 1600 WW OPAL DALI WH.	202
F31SF140LOOP830DW		FIL35 SUR 1400 2000 WW OPAL DALI WH.	202
F31SF168LOOP830DW		FIL35 SUR 1680 2400 WW OPAL DALI WH.	202
F31SF196LOOP830DW		FIL35 SUR 1960 2800 WW OPAL DALI WH.	202
F31SF224LOOP830DW		FIL35 SUR 2240 3200 WW OPAL DALI WH.	202
F31SF084LOOP840DW		FIL35 SUR 840 1200 NW OPAL DALI WH.	202
F31SF112LOOP840DW		FIL35 SUR 1120 1600 NW OPAL DALI WH.	202
F31SF140LOOP840DW		FIL35 SUR 1400 2000 NW OPAL DALI WH.	202
F31SF168LOOP840DW		FIL35 SUR 1680 2400 NW OPAL DALI WH.	202
F31SF196LOOP840DW		FIL35 SUR 1960 2800 NW OPAL DALI WH.	202
F31SF224LOOP840DW		FIL35 SUR 2240 3200 NW OPAL DALI WH.	202
F31SF084LOOP830DG		FIL35 SUR 840 1200 WW OPAL DALI GR.	202
F31SF112LOOP830DG		FIL35 SUR 1120 1600 WW OPAL DALI GR.	202
F31SF140LOOP830DG		FIL35 SUR 1400 2000 WW OPAL DALI GR.	202
F31SF168LOOP830DG		FIL35 SUR 1680 2400 WW OPAL DALI GR.	202
F31SF196LOOP830DG		FIL35 SUR 1960 2800 WW OPAL DALI GR.	202
F31SF224LOOP830DG		FIL35 SUR 2240 3200 WW OPAL DALI GR.	202
F31SF084LOOP840DG		FIL35 SUR 840 1200 NW OPAL DALI GR.	202
F31SF112LOOP840DG		FIL35 SUR 1120 1600 NW OPAL DALI GR.	202
F31SF140LOOP840DG		FIL35 SUR 1400 2000 NW OPAL DALI GR.	202
F31SF168LOOP840DG		FIL35 SUR 1680 2400 NW OPAL DALI GR.	202
F31SF196LOOP840DG		FIL35 SUR 1960 2800 NW OPAL DALI GR.	202
F31SF224LOOP840DG		FIL35 SUR 2240 3200 NW OPAL DALI GR.	202
F31RE084LOOP830DB		FIL35 REC 840 1200 WW OPAL DALI BK.	202
F31RE112LOOP830DB		FIL35 REC 1120 1600 WW OPAL DALI BK.	202
F31RE140LOOP830DB		FIL35 REC 1400 2000 WW OPAL DALI BK.	202
F31RE168LOOP830DB		FIL35 REC 1680 2400 WW OPAL DALI BK.	202
F31RE196LOOP830DB		FIL35 REC 1960 2800 WW OPAL DALI BK.	202
F31RE224LOOP830DB		FIL35 REC 2240 3200 WW OPAL DALI BK.	202
F31RE084LOOP840DB		FIL35 REC 840 1200 NW OPAL DALI BK.	202
F31RE112LOOP840DB		FIL35 REC 1120 1600 NW OPAL DALI BK.	202
F31RE140LOOP840DB		FIL35 REC 1400 2000 NW OPAL DALI BK.	202
F31RE168LOOP840DB		FIL35 REC 1680 2400 NW OPAL DALI BK.	202
F31RE196LOOP840DB		FIL35 REC 1960 2800 NW OPAL DALI BK.	202
F31RE224LOOP840DB		FIL35 REC 2240 3200 NW OPAL DALI BK.	202
F31RE084LOOP830DW		FIL35 REC 840 1200 WW OPAL DALI WH.	202
F31RE112LOOP830DW		FIL35 REC 1120 1600 WW OPAL DALI WH.	202
F31RE140LOOP830DW		FIL35 REC 1400 2000 WW OPAL DALI WH.	202
F31RE168LOOP830DW		FIL35 REC 1680 2400 WW OPAL DALI WH.	202
F31RE196LOOP830DW		FIL35 REC 1960 2800 WW OPAL DALI WH.	202
F31RE224LOOP830DW		FIL35 REC 2240 3200 WW OPAL DALI WH.	202
F31RE084LOOP840DW		FIL35 REC 840 1200 NW OPAL DALI WH.	202
F31RE112LOOP840DW		FIL35 REC 1120 1600 NW OPAL DALI WH.	202
F31RE140LOOP840DW		FIL35 REC 1400 2000 NW OPAL DALI WH.	202
F31RE168LOOP840DW		FIL35 REC 1680 2400 NW OPAL DALI WH.	202
F31RE196LOOP840DW		FIL35 REC 1960 2800 NW OPAL DALI WH.	202
F31RE224LOOP840DW		FIL35 REC 2240 3200 NW OPAL DALI WH.	202
F31RE084LOOP830DG		FIL35 REC 840 1200 WW OPAL DALI GR.	202
F31RE112LOOP830DG		FIL35 REC 1120 1600 WW OPAL DALI GR.	202
F31RE140LOOP830DG		FIL35 REC 1400 2000 WW OPAL DALI GR.	202
F31RE168LOOP830DG		FIL35 REC 1680 2400 WW OPAL DALI GR.	202
F31RE196LOOP830DG		FIL35 REC 1960 2800 WW OPAL DALI GR.	202
F31RE224LOOP830DG		FIL35 REC 2240 3200 WW OPAL DALI GR.	202
F31RE084LOOP840DG		FIL35 REC 840 1200 NW OPAL DALI GR.	202
F31RE112LOOP840DG		FIL35 REC 1120 1600 NW OPAL DALI GR.	202
F31RE140LOOP840DG		FIL35 REC 1400 2000 NW OPAL DALI GR.	202
F31RE168LOOP840DG		FIL35 REC 1680 2400 NW OPAL DALI GR.	202
F31RE196LOOP840DG		FIL35 REC 1960 2800 NW OPAL DALI GR.	202

Ref.	Plazo	Descripción	P.
F31RE224LOOP840DG		FIL35 REC 2240 3200 NW OPAL DALI GR.	202
F31TR084LOOP830DW		FIL35 TRIM 840 1200 WW OPAL DALI WH.	202
F31TR112LOOP830DW		FIL35 TRIM 1120 1600 WW OPAL DALI WH.	202
F31TR140LOOP830DW		FIL35 TRIM 1400 2000 WW OPAL DALI WH.	202
F31TR168LOOP830DW		FIL35 TRIM 1680 2400 WW OPAL DALI WH.	202
F31TR196LOOP830DW		FIL35 TRIM 1960 2800 WW OPAL DALI WH.	202
F31TR224LOOP830DW		FIL35 TRIM 2240 3200 WW OPAL DALI WH.	202
F31TR084LOOP840DW		FIL35 TRIM 840 1200 NW OPAL DALI WH.	202
F31TR112LOOP840DW		FIL35 TRIM 1120 1600 NW OPAL DALI WH.	202
F31TR140LOOP840DW		FIL35 TRIM 1400 2000 NW OPAL DALI WH.	202
F31TR168LOOP840DW		FIL35 TRIM 1680 2400 NW OPAL DALI WH.	202
F31TR196LOOP840DW		FIL35 TRIM 1960 2800 NW OPAL DALI WH.	202
F31TR224LOOP840DW		FIL35 TRIM 2240 3200 NW OPAL DALI WH.	202
F4 FIL 45			
F41SF084MOOP830NB		FIL45 SUR 840 1300 WW OPAL BK.	210
F41SF112MOOP830NB		FIL45 SUR 1120 1950 WW OPAL BK.	210
F41SF140MOOP830NB		FIL45 SUR 1400 2600 WW OPAL BK.	210
F41SF168MOOP830NB		FIL45 SUR 1680 3250 WW OPAL BK.	210
F41SF196MOOP830NB		FIL45 SUR 1960 3900 WW OPAL BK.	210
F41SF224MOOP830NB		FIL45 SUR 2240 4550 WW OPAL BK.	210
F41SF084MOOP840NB		FIL45 SUR 840 1300 NW OPAL BK.	210
F41SF112MOOP840NB		FIL45 SUR 1120 1950 NW OPAL BK.	210
F41SF140MOOP840NB		FIL45 SUR 1400 2600 NW OPAL BK.	210
F41SF168MOOP840NB		FIL45 SUR 1680 3250 NW OPAL BK.	210
F41SF196MOOP840NB		FIL45 SUR 1960 3900 NW OPAL BK.	210
F41SF224MOOP840NB		FIL45 SUR 2240 4550 NW OPAL BK.	210
F41SF084MOOP830NW		FIL45 SUR 840 1300 WW OPAL WH.	210
F41SF112MOOP830NW		FIL45 SUR 1120 1950 WW OPAL WH.	210
F41SF140MOOP830NW		FIL45 SUR 1400 2600 WW OPAL WH.	210
F41SF168MOOP830NW		FIL45 SUR 1680 3250 WW OPAL WH.	210
F41SF196MOOP830NW		FIL45 SUR 1960 3900 WW OPAL WH.	210
F41SF224MOOP830NW		FIL45 SUR 2240 4550 WW OPAL WH.	210
F41SF084MOOP840NW		FIL45 SUR 840 1300 NW OPAL WH.	210
F41SF112MOOP840NW		FIL45 SUR 1120 1950 NW OPAL WH.	210
F41SF140MOOP840NW		FIL45 SUR 1400 2600 NW OPAL WH.	210
F41SF168MOOP840NW		FIL45 SUR 1680 3250 NW OPAL WH.	210
F41SF196MOOP840NW		FIL45 SUR 1960 3900 NW OPAL WH.	210
F41SF224MOOP840NW		FIL45 SUR 2240 4550 NW OPAL WH.	210
F41SF084MOOP830NG		FIL45 SUR 840 1300 WW OPAL GR.	210
F41SF112MOOP830NG		FIL45 SUR 1120 1950 WW OPAL GR.	210
F41SF140MOOP830NG		FIL45 SUR 1400 2600 WW OPAL GR.	210
F41SF168MOOP830NG		FIL45 SUR 1680 3250 WW OPAL GR.	210
F41SF196MOOP830NG		FIL45 SUR 1960 3900 WW OPAL GR.	210
F41SF224MOOP830NG		FIL45 SUR 2240 4550 WW OPAL GR.	210
F41SF084MOOP840NG		FIL45 SUR 840 1300 NW OPAL GR.	210
F41SF112MOOP840NG		FIL45 SUR 1120 1950 NW OPAL GR.	210
F41SF140MOOP840NG		FIL45 SUR 1400 2600 NW OPAL GR.	210
F41SF168MOOP840NG		FIL45 SUR 1680 3250 NW OPAL GR.	210
F41SF196MOOP840NG		FIL45 SUR 1960 3900 NW OPAL GR.	210
F41SF224MOOP840NG		FIL45 SUR 2240 4550 NW OPAL GR.	210
F41RE084MOOP830NB		FIL45 REC 840 1300 WW OPAL BK.	210
F41RE112MOOP830NB		FIL45 REC 1120 1950 WW OPAL BK.	210
F41RE140MOOP830NB		FIL45 REC 1400 2600 WW OPAL BK.	210
F41RE168MOOP830NB		FIL45 REC 1680 3250 WW OPAL BK.	210
F41RE196MOOP830NB		FIL45 REC 1960 3900 WW OPAL BK.	210
F41RE224MOOP830NB		FIL45 REC 2240 4550 WW OPAL BK.	210
F41RE084MOOP840NB		FIL45 REC 840 1300 NW OPAL BK.	210
F41RE112MOOP840NB		FIL45 REC 1120 1950 NW OPAL BK.	210
F41RE140MOOP840NB		FIL45 REC 1400 2600 NW OPAL BK.	210
F41RE168MOOP840NB		FIL45 REC 1680 3250 NW OPAL BK.	210
F41RE196MOOP840NB		FIL45 REC 1960 3900 NW OPAL BK.	210
F41RE224MOOP840NB		FIL45 REC 2240 4550 NW OPAL BK.	210
F41RE084MOOP830NW		FIL45 REC 840 1300 WW OPAL WH.	210
F41RE112MOOP830NW		FIL45 REC 1120 1950 WW OPAL WH.	210
F41RE140MOOP830NW		FIL45 REC 1400 2600 WW OPAL WH.	210
F41RE168MOOP830NW		FIL45 REC 1680 3250 WW OPAL WH.	210
F41RE196MOOP830NW		FIL45 REC 1960 3900 WW OPAL WH.	210
F41RE224MOOP830NW		FIL45 REC 2240 4550 WW OPAL WH.	210
F41RE084MOOP840NW		FIL45 REC 840 1300 NW OPAL WH.	210
F41RE112MOOP840NW		FIL45 REC 1120 1950 NW OPAL WH.	210
F41RE140MOOP840NW		FIL45 REC 1400 2600 NW OPAL WH.	210
F41RE168MOOP840NW		FIL45 REC 1680 3250 NW OPAL WH.	210
F41RE196MOOP840NW		FIL45 REC 1960 3900 NW OPAL WH.	210
F41RE224MOOP840NW		FIL45 REC 2240 4550 NW OPAL WH.	210
F41RE084MOOP830NG		FIL45 REC 840 1300 WW OPAL GR.	210
F41RE112MOOP830NG		FIL45 REC 1120 1950 WW OPAL GR.	210
F41RE140MOOP830NG		FIL45 REC 1400 2600 WW OPAL GR.	210
F41RE168MOOP830NG		FIL45 REC 1680 3250 WW OPAL GR.	210
F41RE196MOOP830NG		FIL45 REC 1960 3900 WW OPAL GR.	210
F41RE224MOOP830NG		FIL45 REC 2240 4550 WW OPAL GR.	210
F41RE084MOOP840NG		FIL45 REC 840 1300 NW OPAL GR.	210
F41RE112MOOP840NG		FIL45 REC 1120 1950 NW OPAL GR.	210
F41RE140MOOP840NG		FIL45 REC 1400 2600 NW OPAL GR.	210
F41RE168MOOP840NG		FIL45 REC 1680 3250 NW OPAL GR.	210

Ref.	Plazo	Descripción	P.
F41RE196MOOP840NG		FIL45 REC 1960 3900 NW OPAL GR.	210
F41RE224MOOP840NG		FIL45 REC 2240 4550 NW OPAL GR.	210
F41SF084MOOP830DB		FIL45 SUR 840 1300 WW OPAL DALI BK.	210
F41SF112MOOP830DB		FIL45 SUR 1120 1950 WW OPAL DALI BK.	210
F41SF140MOOP830DB		FIL45 SUR 1400 2600 WW OPAL DALI BK.	210
F41SF168MOOP830DB		FIL45 SUR 1680 3250 WW OPAL DALI BK.	210
F41SF196MOOP830DB		FIL45 SUR 1960 3900 WW OPAL DALI BK.	210
F41SF224MOOP830DB		FIL45 SUR 2240 4550 WW OPAL DALI BK.	210
F41SF084MOOP840DB		FIL45 SUR 840 1300 NW OPAL DALI BK.	210
F41SF112MOOP840DB		FIL45 SUR 1120 1950 NW OPAL DALI BK.	210
F41SF140MOOP840DB		FIL45 SUR 1400 2600 NW OPAL DALI BK.	210
F41SF168MOOP840DB		FIL45 SUR 1680 3250 NW OPAL DALI BK.	210
F41SF196MOOP840DB		FIL45 SUR 1960 3900 NW OPAL DALI BK.	210
F41SF224MOOP840DB		FIL45 SUR 2240 4550 NW OPAL DALI BK.	210
F41SF084MOOP830DW		FIL45 SUR 840 1300 WW OPAL DALI WH.	210
F41SF112MOOP830DW		FIL45 SUR 1120 1950 WW OPAL DALI WH.	210
F41SF140MOOP830DW		FIL45 SUR 1400 2600 WW OPAL DALI WH.	210
F41SF168MOOP830DW		FIL45 SUR 1680 3250 WW OPAL DALI WH.	210
F41SF196MOOP830DW		FIL45 SUR 1960 3900 WW OPAL DALI WH.	210
F41SF224MOOP830DW		FIL45 SUR 2240 4550 WW OPAL DALI WH.	210
F41SF084MOOP840DW		FIL45 SUR 840 1300 NW OPAL DALI WH.	210
F41SF112MOOP840DW		FIL45 SUR 1120 1950 NW OPAL DALI WH.	210
F41SF140MOOP840DW		FIL45 SUR 1400 2600 NW OPAL DALI WH.	210
F41SF168MOOP840DW		FIL45 SUR 1680 3250 NW OPAL DALI WH.	210
F41SF196MOOP840DW		FIL45 SUR 1960 3900 NW OPAL DALI WH.	210
F41SF224MOOP840DW		FIL45 SUR 2240 4550 NW OPAL DALI WH.	210
F41SF084MOOP830DG		FIL45 SUR 840 1300 WW OPAL DALI GR.	210
F41SF112MOOP830DG		FIL45 SUR 1120 1950 WW OPAL DALI GR.	210
F41SF140MOOP830DG		FIL45 SUR 1400 2600 WW OPAL DALI GR.	210
F41SF168MOOP830DG		FIL45 SUR 1680 3250 WW OPAL DALI GR.	210
F41SF196MOOP830DG		FIL45 SUR 1960 3900 WW OPAL DALI GR.	210
F41SF224MOOP830DG		FIL45 SUR 2240 4550 WW OPAL DALI GR.	210
F41SF084MOOP840DG		FIL45 SUR 840 1300 NW OPAL DALI GR.	210
F41SF112MOOP840DG		FIL45 SUR 1120 1950 NW OPAL DALI GR.	210
F41SF140MOOP840DG		FIL45 SUR 1400 2600 NW OPAL DALI GR.	210
F41SF168MOOP840DG		FIL45 SUR 1680 3250 NW OPAL DALI GR.	210
F41SF196MOOP840DG		FIL45 SUR 1960 3900 NW OPAL DALI GR.	210
F41SF224MOOP840DG		FIL45 SUR 2240 4550 NW OPAL DALI GR.	210
F41RE084MOOP830DB		FIL45 REC 840 1300 WW OPAL DALI BK.	210
F41RE112MOOP830DB		FIL45 REC 1120 1950 WW OPAL DALI BK.	210
F41RE140MOOP830DB		FIL45 REC 1400 2600 WW OPAL DALI BK.	210
F41RE168MOOP830DB		FIL45 REC 1680 3250 WW OPAL DALI BK.	210
F41RE196MOOP830DB		FIL45 REC 1960 3900 WW OPAL DALI BK.	210
F41RE224MOOP830DB		FIL45 REC 2240 4550 WW OPAL DALI BK.	210
F41RE084MOOP840DB		FIL45 REC 840 1300 NW OPAL DALI BK.	210
F41RE112MOOP840DB		FIL45 REC 1120 1950 NW OPAL DALI BK.	210
F41RE140MOOP840DB		FIL45 REC 1400 2600 NW OPAL DALI BK.	210
F41RE168MOOP840DB		FIL45 REC 1680 3250 NW OPAL DALI BK.	210
F41RE196MOOP840DB		FIL45 REC 1960 3900 NW OPAL DALI BK.	210
F41RE224MOOP840DB		FIL45 REC 2240 4550 NW OPAL DALI BK.	210
F41RE084MOOP830DW		FIL45 REC 840 1300 WW OPAL DALI WH.	210
F41RE112MOOP830DW		FIL45 REC 1120 1950 WW OPAL DALI WH.	210
F41RE140MOOP830DW		FIL45 REC 1400 2600 WW OPAL DALI WH.	210
F41RE168MOOP830DW		FIL45 REC 1680 3250 WW OPAL DALI WH.	210
F41RE196MOOP830DW		FIL45 REC 1960 3900 WW OPAL DALI WH.	210
F41RE224MOOP830DW		FIL45 REC 2240 4550 WW OPAL DALI WH.	210
F41RE084MOOP840DW		FIL45 REC 840 1300 NW OPAL DALI WH.	210
F41RE112MOOP840DW		FIL45 REC 1120 1950 NW OPAL DALI WH.	210
F41RE140MOOP840DW		FIL45 REC 1400 2600 NW OPAL DALI WH.	210
F41RE168MOOP840DW		FIL45 REC 1680 3250 NW OPAL DALI WH.	210
F41RE196MOOP840DW		FIL45 REC 1960 3900 NW OPAL DALI WH.	210
F41RE224MOOP840DW		FIL45 REC 2240 4550 NW OPAL DALI WH.	210
F41RE084MOOP830DG		FIL45 REC 840 1300 WW OPAL DALI GR.	210
F41RE112MOOP830DG		FIL45 REC 1120 1950 WW OPAL DALI GR.	210
F41RE140MOOP830DG		FIL45 REC 1400 2600 WW OPAL DALI GR.	210
F41RE168MOOP830DG		FIL45 REC 1680 3250 WW OPAL DALI GR.	210
F41RE196MOOP830DG		FIL45 REC 1960 3900 WW OPAL DALI GR.	210
F41RE224MOOP830DG		FIL45 REC 2240 4550 WW OPAL DALI GR.	210
F41RE084MOOP840DG		FIL45 REC 840 1300 NW OPAL DALI GR.	210
F41RE112MOOP840DG		FIL45 REC 1120 1950 NW OPAL DALI GR.	210
F41RE140MOOP840DG		FIL45 REC 1400 2600 NW OPAL DALI GR.	210
F41RE168MOOP840DG		FIL45 REC 1680 3250 NW OPAL DALI GR.	210
F41RE196MOOP840DG		FIL45 REC 1960 3900 NW OPAL DALI GR.	210
F41RE224MOOP840DG		FIL45 REC 2240 4550 NW OPAL DALI GR.	210
F41SF084MOPR830NB		FIL45 SUR 840 1300 WW PRISM BK.	210
F41SF112MOPR830NB		FIL45 SUR 1120 1950 WW PRISM BK.	210
F41SF140MOPR830NB		FIL45 SUR 1400 2600 WW PRISM BK.	210
F41SF168MOPR830NB		FIL45 SUR 1680 3250 WW PRISM BK.	210
F41SF196MOPR830NB		FIL45 SUR 1960 3900 WW PRISM BK.	210
F41SF224MOPR830NB		FIL45 SUR 2240 4550 WW PRISM BK.	210
F41SF084MOPR840NB		FIL45 SUR 840 1300 NW PRISM BK.	210
F41SF112MOPR840NB		FIL45 SUR 1120 1950 NW PRISM BK.	210
F41SF140MOPR840NB		FIL45 SUR 1400 2600 NW PRISM BK.	210
F41SF168MOPR840NB		FIL45 SUR 1680 3250 NW PRISM BK.	210

Ref.	Plazo	Descripción	P.
F41SF196MOPR840NB		FIL45 SUR 1960 3900 NW PRISM BK.	210
F41SF224MOPR840NB		FIL45 SUR 2240 4550 NW PRISM BK.	210
F41SF084MOPR830NW		FIL45 SUR 840 1300 WW PRISM WH.	210
F41SF112MOPR830NW		FIL45 SUR 1120 1950 WW PRISM WH.	210
F41SF140MOPR830NW		FIL45 SUR 1400 2600 WW PRISM WH.	210
F41SF168MOPR830NW		FIL45 SUR 1680 3250 WW PRISM WH.	210
F41SF196MOPR830NW		FIL45 SUR 1960 3900 WW PRISM WH.	210
F41SF224MOPR830NW		FIL45 SUR 2240 4550 WW PRISM WH.	210
F41SF084MOPR840NW		FIL45 SUR 840 1300 NW PRISM WH.	210
F41SF112MOPR840NW		FIL45 SUR 1120 1950 NW PRISM WH.	210
F41SF140MOPR840NW		FIL45 SUR 1400 2600 NW PRISM WH.	210
F41SF168MOPR840NW		FIL45 SUR 1680 3250 NW PRISM WH.	210
F41SF196MOPR840NW		FIL45 SUR 1960 3900 NW PRISM WH.	210
F41SF224MOPR840NW		FIL45 SUR 2240 4550 NW PRISM WH.	210
F41SF084MOPR830NG		FIL45 SUR 840 1300 WW PRISM GR.	210
F41SF112MOPR830NG		FIL45 SUR 1120 1950 WW PRISM GR.	210
F41SF140MOPR830NG		FIL45 SUR 1400 2600 WW PRISM GR.	210
F41SF168MOPR830NG		FIL45 SUR 1680 3250 WW PRISM GR.	210
F41SF196MOPR830NG		FIL45 SUR 1960 3900 WW PRISM GR.	210
F41SF224MOPR830NG		FIL45 SUR 2240 4550 WW PRISM GR.	210
F41SF084MOPR840NG		FIL45 SUR 840 1300 NW PRISM GR.	210
F41SF112MOPR840NG		FIL45 SUR 1120 1950 NW PRISM GR.	210
F41SF140MOPR840NG		FIL45 SUR 1400 2600 NW PRISM GR.	210
F41SF168MOPR840NG		FIL45 SUR 1680 3250 NW PRISM GR.	210
F41SF196MOPR840NG		FIL45 SUR 1960 3900 NW PRISM GR.	210
F41SF224MOPR840NG		FIL45 SUR 2240 4550 NW PRISM GR.	210
F41RE084MOPR830NB		FIL45 REC 840 1300 WW PRISM BK.	210
F41RE112MOPR830NB		FIL45 REC 1120 1950 WW PRISM BK.	210
F41RE140MOPR830NB		FIL45 REC 1400 2600 WW PRISM BK.	210
F41RE168MOPR830NB		FIL45 REC 1680 3250 WW PRISM BK.	210
F41RE196MOPR830NB		FIL45 REC 1960 3900 WW PRISM BK.	210
F41RE224MOPR830NB		FIL45 REC 2240 4550 WW PRISM BK.	210
F41RE084MOPR840NB		FIL45 REC 840 1300 NW PRISM BK.	210
F41RE112MOPR840NB		FIL45 REC 1120 1950 NW PRISM BK.	210
F41RE140MOPR840NB		FIL45 REC 1400 2600 NW PRISM BK.	210
F41RE168MOPR840NB		FIL45 REC 1680 3250 NW PRISM BK.	210
F41RE196MOPR840NB		FIL45 REC 1960 3900 NW PRISM BK.	210
F41RE224MOPR840NB		FIL45 REC 2240 4550 NW PRISM BK.	210
F41RE084MOPR830NW		FIL45 REC 840 1300 WW PRISM WH.	210
F41RE112MOPR830NW		FIL45 REC 1120 1950 WW PRISM WH.	210
F41RE140MOPR830NW		FIL45 REC 1400 2600 WW PRISM WH.	210
F41RE168MOPR830NW		FIL45 REC 1680 3250 WW PRISM WH.	210
F41RE196MOPR830NW		FIL45 REC 1960 3900 WW PRISM WH.	210
F41RE224MOPR830NW		FIL45 REC 2240 4550 WW PRISM WH.	210
F41RE084MOPR840NW		FIL45 REC 840 1300 NW PRISM WH.	210
F41RE112MOPR840NW		FIL45 REC 1120 1950 NW PRISM WH.	210
F41RE140MOPR840NW		FIL45 REC 1400 2600 NW PRISM WH.	210
F41RE168MOPR840NW		FIL45 REC 1680 3250 NW PRISM WH.	210
F41RE196MOPR840NW		FIL45 REC 1960 3900 NW PRISM WH.	210
F41RE224MOPR840NW		FIL45 REC 2240 4550 NW PRISM WH.	210
F41RE084MOPR830NG		FIL45 REC 840 1300 WW PRISM GR.	210
F41RE112MOPR830NG		FIL45 REC 1120 1950 WW PRISM GR.	210
F41RE140MOPR830NG		FIL45 REC 1400 2600 WW PRISM GR.	210
F41RE168MOPR830NG		FIL45 REC 1680 3250 WW PRISM GR.	210
F41RE196MOPR830NG		FIL45 REC 1960 3900 WW PRISM GR.	210
F41RE224MOPR830NG		FIL45 REC 2240 4550 WW PRISM GR.	210
F41RE084MOPR840NG		FIL45 REC 840 1300 NW PRISM GR.	210
F41RE112MOPR840NG		FIL45 REC 1120 1950 NW PRISM GR.	210
F41RE140MOPR840NG		FIL45 REC 1400 2600 NW PRISM GR.	210
F41RE168MOPR840NG		FIL45 REC 1680 3250 NW PRISM GR.	210
F41RE196MOPR840NG		FIL45 REC 1960 3900 NW PRISM GR.	210
F41RE224MOPR840NG		FIL45 REC 2240 4550 NW PRISM GR.	210
F41SF084MOPR830DB		FIL45 SUR 840 1300 WW PRISM DALI BK.	210
F41SF112MOPR830DB		FIL45 SUR 1120 1950 WW PRISM DALI BK.	210
F41SF140MOPR830DB		FIL45 SUR 1400 2600 WW PRISM DALI BK.	210
F41SF168MOPR830DB		FIL45 SUR 1680 3250 WW PRISM DALI BK.	210
F41SF196MOPR830DB		FIL45 SUR 1960 3900 WW PRISM DALI BK.	210
F41SF224MOPR830DB		FIL45 SUR 2240 4550 WW PRISM DALI BK.	210
F41SF084MOPR840DB		FIL45 SUR 840 1300 NW PRISM DALI BK.	210
F41SF112MOPR840DB		FIL45 SUR 1120 1950 NW PRISM DALI BK.	210
F41SF140MOPR840DB		FIL45 SUR 1400 2600 NW PRISM DALI BK.	210
F41SF168MOPR840DB		FIL45 SUR 1680 3250 NW PRISM DALI BK.	210
F41SF196MOPR840DB		FIL45 SUR 1960 3900 NW PRISM DALI BK.	210
F41SF224MOPR840DB		FIL45 SUR 2240 4550 NW PRISM DALI BK.	210
F41SF084MOPR830DW		FIL45 SUR 840 1300 WW PRISM DALI WH.	210
F41SF112MOPR830DW		FIL45 SUR 1120 1950 WW PRISM DALI WH.	210
F41SF140MOPR830DW		FIL45 SUR 1400 2600 WW PRISM DALI WH.	210
F41SF168MOPR830DW		FIL45 SUR 1680 3250 WW PRISM DALI WH.	210
F41SF196MOPR830DW		FIL45 SUR 1960 3900 WW PRISM DALI WH.	210
F41SF224MOPR830DW		FIL45 SUR 2240 4550 WW PRISM DALI WH.	210
F41SF084MOPR840DW		FIL45 SUR 840 1300 NW PRISM DALI WH.	210
F41SF112MOPR840DW		FIL45 SUR 1120 1950 NW PRISM DALI WH.	210
F41SF140MOPR840DW		FIL45 SUR 1400 2600 NW PRISM DALI WH.	210
F41SF168MOPR840DW		FIL45 SUR 1680 3250 NW PRISM DALI WH.	210

Ref.	Plazo	Descripción	P.
F41SF196MOPR840DW		FIL45 SUR 1960 3900 NW PRISM DALI WH.	210
F41SF224MOPR840DW		FIL45 SUR 2240 4550 NW PRISM DALI WH.	210
F41SF084MOPR830DG		FIL45 SUR 840 1300 WW PRISM DALI GR.	210
F41SF112MOPR830DG		FIL45 SUR 1120 1950 WW PRISM DALI GR.	210
F41SF140MOPR830DG		FIL45 SUR 1400 2600 WW PRISM DALI GR.	210
F41SF168MOPR830DG		FIL45 SUR 1680 3250 WW PRISM DALI GR.	210
F41SF196MOPR830DG		FIL45 SUR 1960 3900 WW PRISM DALI GR.	210
F41SF224MOPR830DG		FIL45 SUR 2240 4550 WW PRISM DALI GR.	210
F41SF084MOPR840DG		FIL45 SUR 840 1300 NW PRISM DALI GR.	210
F41SF112MOPR840DG		FIL45 SUR 1120 1950 NW PRISM DALI GR.	210
F41SF140MOPR840DG		FIL45 SUR 1400 2600 NW PRISM DALI GR.	210
F41SF168MOPR840DG		FIL45 SUR 1680 3250 NW PRISM DALI GR.	210
F41SF196MOPR840DG		FIL45 SUR 1960 3900 NW PRISM DALI GR.	210
F41SF224MOPR840DG		FIL45 SUR 2240 4550 NW PRISM DALI GR.	210
F41RE084MOPR830DB		FIL45 REC 840 1300 WW PRISM DALI BK.	210
F41RE112MOPR830DB		FIL45 REC 1120 1950 WW PRISM DALI BK.	210
F41RE140MOPR830DB		FIL45 REC 1400 2600 WW PRISM DALI BK.	210
F41RE168MOPR830DB		FIL45 REC 1680 3250 WW PRISM DALI BK.	210
F41RE196MOPR830DB		FIL45 REC 1960 3900 WW PRISM DALI BK.	210
F41RE224MOPR830DB		FIL45 REC 2240 4550 WW PRISM DALI BK.	210
F41RE084MOPR840DB		FIL45 REC 840 1300 NW PRISM DALI BK.	210
F41RE112MOPR840DB		FIL45 REC 1120 1950 NW PRISM DALI BK.	210
F41RE140MOPR840DB		FIL45 REC 1400 2600 NW PRISM DALI BK.	210
F41RE168MOPR840DB		FIL45 REC 1680 3250 NW PRISM DALI BK.	210
F41RE196MOPR840DB		FIL45 REC 1960 3900 NW PRISM DALI BK.	210
F41RE224MOPR840DB		FIL45 REC 2240 4550 NW PRISM DALI BK.	210
F41RE084MOPR830DW		FIL45 REC 840 1300 WW PRISM DALI WH.	210
F41RE112MOPR830DW		FIL45 REC 1120 1950 WW PRISM DALI WH.	210
F41RE140MOPR830DW		FIL45 REC 1400 2600 WW PRISM DALI WH.	210
F41RE168MOPR830DW		FIL45 REC 1680 3250 WW PRISM DALI WH.	210
F41RE196MOPR830DW		FIL45 REC 1960 3900 WW PRISM DALI WH.	210
F41RE224MOPR830DW		FIL45 REC 2240 4550 WW PRISM DALI WH.	210
F41RE084MOPR840DW		FIL45 REC 840 1300 NW PRISM DALI WH.	210
F41RE112MOPR840DW		FIL45 REC 1120 1950 NW PRISM DALI WH.	210
F41RE140MOPR840DW		FIL45 REC 1400 2600 NW PRISM DALI WH.	210
F41RE168MOPR840DW		FIL45 REC 1680 3250 NW PRISM DALI WH.	210
F41RE196MOPR840DW		FIL45 REC 1960 3900 NW PRISM DALI WH.	210
F41RE224MOPR840DW		FIL45 REC 2240 4550 NW PRISM DALI WH.	210
F41RE084MOPR830DG		FIL45 REC 840 1300 WW PRISM DALI GR.	210
F41RE112MOPR830DG		FIL45 REC 1120 1950 WW PRISM DALI GR.	210
F41RE140MOPR830DG		FIL45 REC 1400 2600 WW PRISM DALI GR.	210
F41RE168MOPR830DG		FIL45 REC 1680 3250 WW PRISM DALI GR.	210
F41RE196MOPR830DG		FIL45 REC 1960 3900 WW PRISM DALI GR.	210
F41RE224MOPR830DG		FIL45 REC 2240 4550 WW PRISM DALI GR.	210
F41RE084MOPR840DG		FIL45 REC 840 1300 NW PRISM DALI GR.	210
F41RE112MOPR840DG		FIL45 REC 1120 1950 NW PRISM DALI GR.	210
F41RE140MOPR840DG		FIL45 REC 1400 2600 NW PRISM DALI GR.	210
F41RE168MOPR840DG		FIL45 REC 1680 3250 NW PRISM DALI GR.	210
F41RE196MOPR840DG		FIL45 REC 1960 3900 NW PRISM DALI GR.	210
F41RE224MOPR840DG		FIL45 REC 2240 4550 NW PRISM DALI GR.	210
F41SF084MOTE830NB		FIL45 SUR 840 1300 WW TECH BK.	210
F41SF112MOTE830NB		FIL45 SUR 1120 1950 WW TECH BK.	210
F41SF140MOTE830NB		FIL45 SUR 1400 2600 WW TECH BK.	210
F41SF168MOTE830NB		FIL45 SUR 1680 3250 WW TECH BK.	210
F41SF196MOTE830NB		FIL45 SUR 1960 3900 WW TECH BK.	210
F41SF224MOTE830NB		FIL45 SUR 2240 4550 WW TECH BK.	210
F41SF084MOTE840NB		FIL45 SUR 840 1300 NW TECH BK.	210
F41SF112MOTE840NB		FIL45 SUR 1120 1950 NW TECH BK.	210
F41SF140MOTE840NB		FIL45 SUR 1400 2600 NW TECH BK.	210
F41SF168MOTE840NB		FIL45 SUR 1680 3250 NW TECH BK.	210
F41SF196MOTE840NB		FIL45 SUR 1960 3900 NW TECH BK.	210
F41SF224MOTE840NB		FIL45 SUR 2240 4550 NW TECH BK.	210
F41SF084MOTE830NW		FIL45 SUR 840 1300 WW TECH WH.	210
F41SF112MOTE830NW		FIL45 SUR 1120 1950 WW TECH WH.	210
F41SF140MOTE830NW		FIL45 SUR 1400 2600 WW TECH WH.	210
F41SF168MOTE830NW		FIL45 SUR 1680 3250 WW TECH WH.	210
F41SF196MOTE830NW		FIL45 SUR 1960 3900 WW TECH WH.	210
F41SF224MOTE830NW		FIL45 SUR 2240 4550 WW TECH WH.	210
F41SF084MOTE840NW		FIL45 SUR 840 1300 NW TECH WH.	210
F41SF112MOTE840NW		FIL45 SUR 1120 1950 NW TECH WH.	210
F41SF140MOTE840NW		FIL45 SUR 1400 2600 NW TECH WH.	210
F41SF168MOTE840NW		FIL45 SUR 1680 3250 NW TECH WH.	210
F41SF196MOTE840NW		FIL45 SUR 1960 3900 NW TECH WH.	210
F41SF224MOTE840NW		FIL45 SUR 2240 4550 NW TECH WH.	210
F41SF084MOTE830NG		FIL45 SUR 840 1300 WW TECH GR.	210
F41SF112MOTE830NG		FIL45 SUR 1120 1950 WW TECH GR.	210
F41SF140MOTE830NG		FIL45 SUR 1400 2600 WW TECH GR.	210
F41SF168MOTE830NG		FIL45 SUR 1680 3250 WW TECH GR.	210
F41SF196MOTE830NG		FIL45 SUR 1960 3900 WW TECH GR.	210
F41SF224MOTE830NG		FIL45 SUR 2240 4550 WW TECH GR.	210
F41SF084MOTE840NG		FIL45 SUR 840 1300 NW TECH GR.	210
F41SF112MOTE840NG		FIL45 SUR 1120 1950 NW TECH GR.	210
F41SF140MOTE840NG		FIL45 SUR 1400 2600 NW TECH GR.	210
F41SF168MOTE840NG		FIL45 SUR 1680 3250 NW TECH GR.	210

Ref.	Plazo	Descripción	P.
F41SF196MOTE840NG		FIL45 SUR 1960 3900 NW TECH GR.	210
F41SF224MOTE840NG		FIL45 SUR 2240 4550 NW TECH GR.	210
F41RE084MOTE830NB		FIL45 REC 840 1300 WW TECH BK.	210
F41RE112MOTE830NB		FIL45 REC 1120 1950 WW TECH BK.	210
F41RE140MOTE830NB		FIL45 REC 1400 2600 WW TECH BK.	210
F41RE168MOTE830NB		FIL45 REC 1680 3250 WW TECH BK.	210
F41RE196MOTE830NB		FIL45 REC 1960 3900 WW TECH BK.	210
F41RE224MOTE830NB		FIL45 REC 2240 4550 WW TECH BK.	210
F41RE084MOTE840NB		FIL45 REC 840 1300 NW TECH BK.	210
F41RE112MOTE840NB		FIL45 REC 1120 1950 NW TECH BK.	210
F41RE140MOTE840NB		FIL45 REC 1400 2600 NW TECH BK.	210
F41RE168MOTE840NB		FIL45 REC 1680 3250 NW TECH BK.	210
F41RE196MOTE840NB		FIL45 REC 1960 3900 NW TECH BK.	210
F41RE224MOTE840NB		FIL45 REC 2240 4550 NW TECH BK.	210
F41RE084MOTE830NW		FIL45 REC 840 1300 WW TECH WH.	210
F41RE112MOTE830NW		FIL45 REC 1120 1950 WW TECH WH.	210
F41RE140MOTE830NW		FIL45 REC 1400 2600 WW TECH WH.	210
F41RE168MOTE830NW		FIL45 REC 1680 3250 WW TECH WH.	210
F41RE196MOTE830NW		FIL45 REC 1960 3900 WW TECH WH.	210
F41RE224MOTE830NW		FIL45 REC 2240 4550 WW TECH WH.	210
F41RE084MOTE840NW		FIL45 REC 840 1300 NW TECH WH.	210
F41RE112MOTE840NW		FIL45 REC 1120 1950 NW TECH WH.	210
F41RE140MOTE840NW		FIL45 REC 1400 2600 NW TECH WH.	210
F41RE168MOTE840NW		FIL45 REC 1680 3250 NW TECH WH.	210
F41RE196MOTE840NW		FIL45 REC 1960 3900 NW TECH WH.	210
F41RE224MOTE840NW		FIL45 REC 2240 4550 NW TECH WH.	210
F41RE084MOTE830NG		FIL45 REC 840 1300 WW TECH GR.	210
F41RE112MOTE830NG		FIL45 REC 1120 1950 WW TECH GR.	210
F41RE140MOTE830NG		FIL45 REC 1400 2600 WW TECH GR.	210
F41RE168MOTE830NG		FIL45 REC 1680 3250 WW TECH GR.	210
F41RE196MOTE830NG		FIL45 REC 1960 3900 WW TECH GR.	210
F41RE224MOTE830NG		FIL45 REC 2240 4550 WW TECH GR.	210
F41RE084MOTE840NG		FIL45 REC 840 1300 NW TECH GR.	210
F41RE112MOTE840NG		FIL45 REC 1120 1950 NW TECH GR.	210
F41RE140MOTE840NG		FIL45 REC 1400 2600 NW TECH GR.	210
F41RE168MOTE840NG		FIL45 REC 1680 3250 NW TECH GR.	210
F41RE196MOTE840NG		FIL45 REC 1960 3900 NW TECH GR.	210
F41RE224MOTE840NG		FIL45 REC 2240 4550 NW TECH GR.	210
F41SF084MOTE830DB		FIL45 SUR 840 1300 WW TECH DALI BK.	210
F41SF112MOTE830DB		FIL45 SUR 1120 1950 WW TECH DALI BK.	210
F41SF140MOTE830DB		FIL45 SUR 1400 2600 WW TECH DALI BK.	210
F41SF168MOTE830DB		FIL45 SUR 1680 3250 WW TECH DALI BK.	210
F41SF196MOTE830DB		FIL45 SUR 1960 3900 WW TECH DALI BK.	210
F41SF224MOTE830DB		FIL45 SUR 2240 4550 WW TECH DALI BK.	210
F41SF084MOTE840DB		FIL45 SUR 840 1300 NW TECH DALI BK.	210
F41SF112MOTE840DB		FIL45 SUR 1120 1950 NW TECH DALI BK.	210
F41SF140MOTE840DB		FIL45 SUR 1400 2600 NW TECH DALI BK.	210
F41SF168MOTE840DB		FIL45 SUR 1680 3250 NW TECH DALI BK.	210
F41SF196MOTE840DB		FIL45 SUR 1960 3900 NW TECH DALI BK.	210
F41SF224MOTE840DB		FIL45 SUR 2240 4550 NW TECH DALI BK.	210
F41SF084MOTE830DW		FIL45 SUR 840 1300 WW TECH DALI WH.	210
F41SF112MOTE830DW		FIL45 SUR 1120 1950 WW TECH DALI WH.	210
F41SF140MOTE830DW		FIL45 SUR 1400 2600 WW TECH DALI WH.	210
F41SF168MOTE830DW		FIL45 SUR 1680 3250 WW TECH DALI WH.	210
F41SF196MOTE830DW		FIL45 SUR 1960 3900 WW TECH DALI WH.	210
F41SF224MOTE830DW		FIL45 SUR 2240 4550 WW TECH DALI WH.	210
F41SF084MOTE840DW		FIL45 SUR 840 1300 NW TECH DALI WH.	210
F41SF112MOTE840DW		FIL45 SUR 1120 1950 NW TECH DALI WH.	210
F41SF140MOTE840DW		FIL45 SUR 1400 2600 NW TECH DALI WH.	210
F41SF168MOTE840DW		FIL45 SUR 1680 3250 NW TECH DALI WH.	210
F41SF196MOTE840DW		FIL45 SUR 1960 3900 NW TECH DALI WH.	210
F41SF224MOTE840DW		FIL45 SUR 2240 4550 NW TECH DALI WH.	210
F41SF084MOTE830DG		FIL45 SUR 840 1300 WW TECH DALI GR.	210
F41SF112MOTE830DG		FIL45 SUR 1120 1950 WW TECH DALI GR.	210
F41SF140MOTE830DG		FIL45 SUR 1400 2600 WW TECH DALI GR.	210
F41SF168MOTE830DG		FIL45 SUR 1680 3250 WW TECH DALI GR.	210
F41SF196MOTE830DG		FIL45 SUR 1960 3900 WW TECH DALI GR.	210
F41SF224MOTE830DG		FIL45 SUR 2240 4550 WW TECH DALI GR.	210
F41SF084MOTE840DG		FIL45 SUR 840 1300 NW TECH DALI GR.	210
F41SF112MOTE840DG		FIL45 SUR 1120 1950 NW TECH DALI GR.	210
F41SF140MOTE840DG		FIL45 SUR 1400 2600 NW TECH DALI GR.	210
F41SF168MOTE840DG		FIL45 SUR 1680 3250 NW TECH DALI GR.	210
F41SF196MOTE840DG		FIL45 SUR 1960 3900 NW TECH DALI GR.	210
F41SF224MOTE840DG		FIL45 SUR 2240 4550 NW TECH DALI GR.	210
F41RE084MOTE830DB		FIL45 REC 840 1300 WW TECH DALI BK.	210
F41RE112MOTE830DB		FIL45 REC 1120 1950 WW TECH DALI BK.	210
F41RE140MOTE830DB		FIL45 REC 1400 2600 WW TECH DALI BK.	210
F41RE168MOTE830DB		FIL45 REC 1680 3250 WW TECH DALI BK.	210
F41RE196MOTE830DB		FIL45 REC 1960 3900 WW TECH DALI BK.	210
F41RE224MOTE830DB		FIL45 REC 2240 4550 WW TECH DALI BK.	210
F41RE084MOTE840DB		FIL45 REC 840 1300 NW TECH DALI BK.	210
F41RE112MOTE840DB		FIL45 REC 1120 1950 NW TECH DALI BK.	210
F41RE140MOTE840DB		FIL45 REC 1400 2600 NW TECH DALI BK.	210
F41RE168MOTE840DB		FIL45 REC 1680 3250 NW TECH DALI BK.	210

Ref.	Plazo	Descripción	P.
F41RE196MOTE840DB		FIL45 REC 1960 3900 NW TECH DALI BK.	210
F41RE224MOTE840DB		FIL45 REC 2240 4550 NW TECH DALI BK.	210
F41RE084MOTE830DW		FIL45 REC 840 1300 WW TECH DALI WH.	210
F41RE112MOTE830DW		FIL45 REC 1120 1950 WW TECH DALI WH.	210
F41RE140MOTE830DW		FIL45 REC 1400 2600 WW TECH DALI WH.	210
F41RE168MOTE830DW		FIL45 REC 1680 3250 WW TECH DALI WH.	210
F41RE196MOTE830DW		FIL45 REC 1960 3900 WW TECH DALI WH.	210
F41RE224MOTE830DW		FIL45 REC 2240 4550 WW TECH DALI WH.	210
F41RE084MOTE840DW		FIL45 REC 840 1300 NW TECH DALI WH.	210
F41RE112MOTE840DW		FIL45 REC 1120 1950 NW TECH DALI WH.	210
F41RE140MOTE840DW		FIL45 REC 1400 2600 NW TECH DALI WH.	210
F41RE168MOTE840DW		FIL45 REC 1680 3250 NW TECH DALI WH.	210
F41RE196MOTE840DW		FIL45 REC 1960 3900 NW TECH DALI WH.	210
F41RE224MOTE840DW		FIL45 REC 2240 4550 NW TECH DALI WH.	210
F41RE084MOTE830DG		FIL45 REC 840 1300 WW TECH DALI GR.	210
F41RE112MOTE830DG		FIL45 REC 1120 1950 WW TECH DALI GR.	210
F41RE140MOTE830DG		FIL45 REC 1400 2600 WW TECH DALI GR.	210
F41RE168MOTE830DG		FIL45 REC 1680 3250 WW TECH DALI GR.	210
F41RE196MOTE830DG		FIL45 REC 1960 3900 WW TECH DALI GR.	210
F41RE224MOTE830DG		FIL45 REC 2240 4550 WW TECH DALI GR.	210
F41RE084MOTE840DG		FIL45 REC 840 1300 NW TECH DALI GR.	210
F41RE112MOTE840DG		FIL45 REC 1120 1950 NW TECH DALI GR.	210
F41RE140MOTE840DG		FIL45 REC 1400 2600 NW TECH DALI GR.	210
F41RE168MOTE840DG		FIL45 REC 1680 3250 NW TECH DALI GR.	210
F41RE196MOTE840DG		FIL45 REC 1960 3900 NW TECH DALI GR.	210
F41RE224MOTE840DG		FIL45 REC 2240 4550 NW TECH DALI GR.	210
F41SF084MOIO830NB		FIL45 SUR 840 1900 WW D/I OPAL BK.	211
F41SF112MOIO830NB		FIL45 SUR 1120 3350 WW D/I OPAL BK.	211
F41SF140MOIO830NB		FIL45 SUR 1400 4400 WW D/I OPAL BK.	211
F41SF168MOIO830NB		FIL45 SUR 1680 5450 WW D/I OPAL BK.	211
F41SF196MOIO830NB		FIL45 SUR 1960 6500 WW D/I OPAL BK.	211
F41SF224MOIO830NB		FIL45 SUR 2240 7550 WW D/I OPAL BK.	211
F41SF084MOIO840NB		FIL45 SUR 840 1900 NW D/I OPAL BK.	211
F41SF112MOIO840NB		FIL45 SUR 1120 3350 NW D/I OPAL BK.	211
F41SF140MOIO840NB		FIL45 SUR 1400 4400 NW D/I OPAL BK.	211
F41SF168MOIO840NB		FIL45 SUR 1680 5450 NW D/I OPAL BK.	211
F41SF196MOIO840NB		FIL45 SUR 1960 6500 NW D/I OPAL BK.	211
F41SF224MOIO840NB		FIL45 SUR 2240 7550 NW D/I OPAL BK.	211
F41SF084MOIO830NW		FIL45 SUR 840 1900 WW D/I OPAL WH.	211
F41SF112MOIO830NW		FIL45 SUR 1120 3350 WW D/I OPAL WH.	211
F41SF140MOIO830NW		FIL45 SUR 1400 4400 WW D/I OPAL WH.	211
F41SF168MOIO830NW		FIL45 SUR 1680 5450 WW D/I OPAL WH.	211
F41SF196MOIO830NW		FIL45 SUR 1960 6500 WW D/I OPAL WH.	211
F41SF224MOIO830NW		FIL45 SUR 2240 7550 WW D/I OPAL WH.	211
F41SF084MOIO840NW		FIL45 SUR 840 1900 NW D/I OPAL WH.	211
F41SF112MOIO840NW		FIL45 SUR 1120 3350 NW D/I OPAL WH.	211
F41SF140MOIO840NW		FIL45 SUR 1400 4400 NW D/I OPAL WH.	211
F41SF168MOIO840NW		FIL45 SUR 1680 5450 NW D/I OPAL WH.	211
F41SF196MOIO840NW		FIL45 SUR 1960 6500 NW D/I OPAL WH.	211
F41SF224MOIO840NW		FIL45 SUR 2240 7550 NW D/I OPAL WH.	211
F41SF084MOIO830NG		FIL45 SUR 840 1900 WW D/I OPAL GR.	211
F41SF112MOIO830NG		FIL45 SUR 1120 3350 WW D/I OPAL GR.	211
F41SF140MOIO830NG		FIL45 SUR 1400 4400 WW D/I OPAL GR.	211
F41SF168MOIO830NG		FIL45 SUR 1680 5450 WW D/I OPAL GR.	211
F41SF196MOIO830NG		FIL45 SUR 1960 6500 WW D/I OPAL GR.	211
F41SF224MOIO830NG		FIL45 SUR 2240 7550 WW D/I OPAL GR.	211
F41SF084MOIO840NG		FIL45 SUR 840 1900 NW D/I OPAL GR.	211
F41SF112MOIO840NG		FIL45 SUR 1120 3350 NW D/I OPAL GR.	211
F41SF140MOIO840NG		FIL45 SUR 1400 4400 NW D/I OPAL GR.	211
F41SF168MOIO840NG		FIL45 SUR 1680 5450 NW D/I OPAL GR.	211
F41SF196MOIO840NG		FIL45 SUR 1960 6500 NW D/I OPAL GR.	211
F41SF224MOIO840NG		FIL45 SUR 2240 7550 NW D/I OPAL GR.	211
F41SF084MOIO830DB		FIL45 SUR 840 1900 WW D/I OPAL DALI BK.	211
F41SF112MOIO830DB		FIL45 SUR 1120 3350 WW D/I OPAL DALI BK.	211
F41SF140MOIO830DB		FIL45 SUR 1400 4400 WW D/I OPAL DALI BK.	211
F41SF168MOIO830DB		FIL45 SUR 1680 5450 WW D/I OPAL DALI BK.	211
F41SF196MOIO830DB		FIL45 SUR 1960 6500 WW D/I OPAL DALI BK.	211
F41SF224MOIO830DB		FIL45 SUR 2240 7550 WW D/I OPAL DALI BK.	211
F41SF084MOIO840DB		FIL45 SUR 840 1900 NW D/I OPAL DALI BK.	211
F41SF112MOIO840DB		FIL45 SUR 1120 3350 NW D/I OPAL DALI BK.	211
F41SF140MOIO840DB		FIL45 SUR 1400 4400 NW D/I OPAL DALI BK.	211
F41SF168MOIO840DB		FIL45 SUR 1680 5450 NW D/I OPAL DALI BK.	211
F41SF196MOIO840DB		FIL45 SUR 1960 6500 NW D/I OPAL DALI BK.	211
F41SF224MOIO840DB		FIL45 SUR 2240 7550 NW D/I OPAL DALI BK.	211
F41SF084MOIO830DW		FIL45 SUR 840 1900 WW D/I OPAL DALI WH.	211
F41SF112MOIO830DW		FIL45 SUR 1120 3350 WW D/I OPAL DALI WH.	211
F41SF140MOIO830DW		FIL45 SUR 1400 4400 WW D/I OPAL DALI WH.	211
F41SF168MOIO830DW		FIL45 SUR 1680 5450 WW D/I OPAL DALI WH.	211
F41SF196MOIO830DW		FIL45 SUR 1960 6500 WW D/I OPAL DALI WH.	211
F41SF224MOIO830DW		FIL45 SUR 2240 7550 WW D/I OPAL DALI WH.	211
F41SF084MOIO840DW		FIL45 SUR 840 1900 NW D/I OPAL DALI WH.	211
F41SF112MOIO840DW		FIL45 SUR 1120 3350 NW D/I OPAL DALI WH.	211
F41SF140MOIO840DW		FIL45 SUR 1400 4400 NW D/I OPAL DALI WH.	211
F41SF168MOIO840DW		FIL45 SUR 1680 5450 NW D/I OPAL DALI WH.	211

Ref.	Plazo	Descripción	P.
F41SF196MOIO840DW		FIL45 SUR 1960 6500 NW D/I OPAL DALI WH.	211
F41SF224MOIO840DW		FIL45 SUR 2240 7550 NW D/I OPAL DALI WH.	211
F41SF084MOIO830DG		FIL45 SUR 840 1900 WW D/I OPAL DALI GR.	211
F41SF112MOIO830DG		FIL45 SUR 1120 3350 WW D/I OPAL DALI GR.	211
F41SF140MOIO830DG		FIL45 SUR 1400 4400 WW D/I OPAL DALI GR.	211
F41SF168MOIO830DG		FIL45 SUR 1680 5450 WW D/I OPAL DALI GR.	211
F41SF196MOIO830DG		FIL45 SUR 1960 6500 WW D/I OPAL DALI GR.	211
F41SF224MOIO830DG		FIL45 SUR 2240 7550 WW D/I OPAL DALI GR.	211
F41SF084MOIO840DG		FIL45 SUR 840 1900 NW D/I OPAL DALI GR.	211
F41SF112MOIO840DG		FIL45 SUR 1120 3350 NW D/I OPAL DALI GR.	211
F41SF140MOIO840DG		FIL45 SUR 1400 4400 NW D/I OPAL DALI GR.	211
F41SF168MOIO840DG		FIL45 SUR 1680 5450 NW D/I OPAL DALI GR.	211
F41SF196MOIO840DG		FIL45 SUR 1960 6500 NW D/I OPAL DALI GR.	211
F41SF224MOIO840DG		FIL45 SUR 2240 7550 NW D/I OPAL DALI GR.	211
F41SF084MOIP830NB		FIL45 SUR 840 1900 WW D/I PRISM. BK.	211
F41SF112MOIP830NB		FIL45 SUR 1120 3350 WW D/I PRISM. BK.	211
F41SF140MOIP830NB		FIL45 SUR 1400 4400 WW D/I PRISM. BK.	211
F41SF168MOIP830NB		FIL45 SUR 1680 5450 WW D/I PRISM. BK.	211
F41SF196MOIP830NB		FIL45 SUR 1960 6500 WW D/I PRISM. BK.	211
F41SF224MOIP830NB		FIL45 SUR 2240 7550 WW D/I PRISM. BK.	211
F41SF084MOIP840NB		FIL45 SUR 840 1900 NW D/I PRISM. BK.	211
F41SF112MOIP840NB		FIL45 SUR 1120 3350 NW D/I PRISM. BK.	211
F41SF140MOIP840NB		FIL45 SUR 1400 4400 NW D/I PRISM. BK.	211
F41SF168MOIP840NB		FIL45 SUR 1680 5450 NW D/I PRISM. BK.	211
F41SF196MOIP840NB		FIL45 SUR 1960 6500 NW D/I PRISM. BK.	211
F41SF224MOIP840NB		FIL45 SUR 2240 7550 NW D/I PRISM. BK.	211
F41SF084MOIP830NW		FIL45 SUR 840 1900 WW D/I PRISM. WH.	211
F41SF112MOIP830NW		FIL45 SUR 1120 3350 WW D/I PRISM. WH.	211
F41SF140MOIP830NW		FIL45 SUR 1400 4400 WW D/I PRISM. WH.	211
F41SF168MOIP830NW		FIL45 SUR 1680 5450 WW D/I PRISM. WH.	211
F41SF196MOIP830NW		FIL45 SUR 1960 6500 WW D/I PRISM. WH.	211
F41SF224MOIP830NW		FIL45 SUR 2240 7550 WW D/I PRISM. WH.	211
F41SF084MOIP840NW		FIL45 SUR 840 1900 NW D/I PRISM. WH.	211
F41SF112MOIP840NW		FIL45 SUR 1120 3350 NW D/I PRISM. WH.	211
F41SF140MOIP840NW		FIL45 SUR 1400 4400 NW D/I PRISM. WH.	211
F41SF168MOIP840NW		FIL45 SUR 1680 5450 NW D/I PRISM. WH.	211
F41SF196MOIP840NW		FIL45 SUR 1960 6500 NW D/I PRISM. WH.	211
F41SF224MOIP840NW		FIL45 SUR 2240 7550 NW D/I PRISM. WH.	211
F41SF084MOIP830NG		FIL45 SUR 840 1900 WW D/I PRISM. GR.	211
F41SF112MOIP830NG		FIL45 SUR 1120 3350 WW D/I PRISM. GR.	211
F41SF140MOIP830NG		FIL45 SUR 1400 4400 WW D/I PRISM. GR.	211
F41SF168MOIP830NG		FIL45 SUR 1680 5450 WW D/I PRISM. GR.	211
F41SF196MOIP830NG		FIL45 SUR 1960 6500 WW D/I PRISM. GR.	211
F41SF224MOIP830NG		FIL45 SUR 2240 7550 WW D/I PRISM. GR.	211
F41SF084MOIP840NG		FIL45 SUR 840 1900 NW D/I PRISM. GR.	211
F41SF112MOIP840NG		FIL45 SUR 1120 3350 NW D/I PRISM. GR.	211
F41SF140MOIP840NG		FIL45 SUR 1400 4400 NW D/I PRISM. GR.	211
F41SF168MOIP840NG		FIL45 SUR 1680 5450 NW D/I PRISM. GR.	211
F41SF196MOIP840NG		FIL45 SUR 1960 6500 NW D/I PRISM. GR.	211
F41SF224MOIP840NG		FIL45 SUR 2240 7550 NW D/I PRISM. GR.	211
F41SF084MOIP830DB		FIL45 SUR 840 1900 WW D/I PRISM. DA BK.	211
F41SF112MOIP830DB		FIL45 SUR 1120 3350 WW D/I PRISM. DA BK.	211
F41SF140MOIP830DB		FIL45 SUR 1400 4400 WW D/I PRISM. DA BK.	211
F41SF168MOIP830DB		FIL45 SUR 1680 5450 WW D/I PRISM. DA BK.	211
F41SF196MOIP830DB		FIL45 SUR 1960 6500 WW D/I PRISM. DA BK.	211
F41SF224MOIP830DB		FIL45 SUR 2240 7550 WW D/I PRISM. DA BK.	211
F41SF084MOIP840DB		FIL45 SUR 840 1900 NW D/I PRISM. DA BK.	211
F41SF112MOIP840DB		FIL45 SUR 1120 3350 NW D/I PRISM. DA BK.	211
F41SF140MOIP840DB		FIL45 SUR 1400 4400 NW D/I PRISM. DA BK.	211
F41SF168MOIP840DB		FIL45 SUR 1680 5450 NW D/I PRISM. DA BK.	211
F41SF196MOIP840DB		FIL45 SUR 1960 6500 NW D/I PRISM. DA BK.	211
F41SF224MOIP840DB		FIL45 SUR 2240 7550 NW D/I PRISM. DA BK.	211
F41SF084MOIP830DW		FIL45 SUR 840 1900 WW D/I PRISM. DA WH.	211
F41SF112MOIP830DW		FIL45 SUR 1120 3350 WW D/I PRISM. DA WH.	211
F41SF140MOIP830DW		FIL45 SUR 1400 4400 WW D/I PRISM. DA WH.	211
F41SF168MOIP830DW		FIL45 SUR 1680 5450 WW D/I PRISM. DA WH.	211
F41SF196MOIP830DW		FIL45 SUR 1960 6500 WW D/I PRISM. DA WH.	211
F41SF224MOIP830DW		FIL45 SUR 2240 7550 WW D/I PRISM. DA WH.	211
F41SF084MOIP840DW		FIL45 SUR 840 1900 NW D/I PRISM. DA WH.	211
F41SF112MOIP840DW		FIL45 SUR 1120 3350 NW D/I PRISM. DA WH.	211
F41SF140MOIP840DW		FIL45 SUR 1400 4400 NW D/I PRISM. DA WH.	211
F41SF168MOIP840DW		FIL45 SUR 1680 5450 NW D/I PRISM. DA WH.	211
F41SF196MOIP840DW		FIL45 SUR 1960 6500 NW D/I PRISM. DA WH.	211
F41SF224MOIP840DW		FIL45 SUR 2240 7550 NW D/I PRISM. DA WH.	211
F41SF084MOIP830DG		FIL45 SUR 840 1900 WW D/I PRISM. DA GR.	211
F41SF112MOIP830DG		FIL45 SUR 1120 3350 WW D/I PRISM. DA GR.	211
F41SF140MOIP830DG		FIL45 SUR 1400 4400 WW D/I PRISM. DA GR.	211
F41SF168MOIP830DG		FIL45 SUR 1680 5450 WW D/I PRISM. DA GR.	211
F41SF196MOIP830DG		FIL45 SUR 1960 6500 WW D/I PRISM. DA GR.	211
F41SF224MOIP830DG		FIL45 SUR 2240 7550 WW D/I PRISM. DA GR.	211
F41SF084MOIP840DG		FIL45 SUR 840 1900 NW D/I PRISM. DA GR.	211
F41SF112MOIP840DG		FIL45 SUR 1120 3350 NW D/I PRISM. DA GR.	211
F41SF140MOIP840DG		FIL45 SUR 1400 4400 NW D/I PRISM. DA GR.	211
F41SF168MOIP840DG		FIL45 SUR 1680 5450 NW D/I PRISM. DA GR.	211

Ref.	Plazo	Descripción	P.
F41SF196MOIP840DG		FIL45 SUR 1960 6500 NW D/I PRISM. DA GR.	211
F41SF224MOIP840DG		FIL45 SUR 2240 7550 NW D/I PRISM. DA GR.	211
F41SF112MOOP9TWDB		FIL45 SUR 1120 2800 TW OPAL DALI BK.	211
F41SF168MOOP9TWDB		FIL45 SUR 1680 4200 TW OPAL DALI BK.	211
F41SF224MOOP9TWDB		FIL45 SUR 2240 5600 TW OPAL DALI BK.	211
F41SF112MOOP9TWDW		FIL45 SUR 1120 2800 TW OPAL DALI WH.	211
F41SF168MOOP9TWDW		FIL45 SUR 1680 4200 TW OPAL DALI WH.	211
F41SF224MOOP9TWDW		FIL45 SUR 2240 5600 TW OPAL DALI WH.	211
F41SF112MOOP9TWDG		FIL45 SUR 1120 2800 TW OPAL DALI GR.	211
F41SF168MOOP9TWDG		FIL45 SUR 1680 4200 TW OPAL DALI GR.	211
F41SF224MOOP9TWDG		FIL45 SUR 2240 5600 TW OPAL DALI GR.	211
F41RE112MOOP9TWDB		FIL45 REC 1120 2800 TW OPAL DALI BK.	211
F41RE168MOOP9TWDB		FIL45 REC 1680 4200 TW OPAL DALI BK.	211
F41RE224MOOP9TWDB		FIL45 REC 2240 5600 TW OPAL DALI BK.	211
F41RE112MOOP9TWDW		FIL45 REC 1120 2800 TW OPAL DALI WH.	211
F41RE168MOOP9TWDW		FIL45 REC 1680 4200 TW OPAL DALI WH.	211
F41RE224MOOP9TWDW		FIL45 REC 2240 5600 TW OPAL DALI WH.	211
F41RE112MOOP9TWDG		FIL45 REC 1120 2800 TW OPAL DALI GR.	211
F41RE168MOOP9TWDG		FIL45 REC 1680 4200 TW OPAL DALI GR.	211
F41RE224MOOP9TWDG		FIL45 REC 2240 5600 TW OPAL DALI GR.	211
F4JO		FIL45 ACC. INTM JOINT B	211
F4SUECB		FIL45 ACC. SUR END COVER BK.	211
F4SUECW		FIL45 ACC. SUR END COVER WH.	211
F4SUECG		FIL45 ACC. SUR END COVER GR.	211
F4REECB		FIL45 ACC. REC END COVER BK.	211
F4REECW		FIL45 ACC. REC END COVER WH.	211
F4REECG		FIL45 ACC. REC END COVER GR.	211
F3 FIL 35 ACC.			
F3SUWIDE1000G		FIL35 ACC. QUICK STEEL CABLE 1M NK.	203
F3SUWIDE4000G		FIL35 ACC. QUICK STEEL CABLE 3M NK.	203
F3JO		FIL35 ACC. INTM JOINT B	203
F3SUECB		FIL35 ACC. SUR END COVER BK.	203
F3SUECW		FIL35 ACC. SUR END COVER WH.	203
F3SUECG		FIL35 ACC. SUR END COVER GR.	203
F3REECB		FIL35 ACC. REC END COVER BK.	203
F3REECW		FIL35 ACC. REC END COVER WH.	203
F3REECG		FIL35 ACC. REC END COVER GR.	203

Medio Ambiente: ECOTIC



Attached to ECOTIC Foundation for the Environment, applying the Community Directive 2002/96/CE RAEE'S, for recycling waste from electrical and electronic lighting devices. The ECORAEE economic management cost of luminaires is borne by Lamp Lighting. As regards the Lamps included in some of our luminaires, they shall be subject to the ECORAEE rate charged to us by the manufacturer.

Serán de aplicación a los sumistros efectuados por Lamp S.A.U. las condiciones de devolución de materiales de iluminación, que se indican a continuación:

1º Toda devolución que no se produzca por error del fabricante, necesita una autorización previa, por parte de la empresa.

2º No se aceptarán devoluciones de material especial, es decir, fuera de tarifa vigente.

3º Toda devolución hará siempre referencia a la factura y/o albarán, con que fué suministrado.

4º No se admitirá devolución en ningún caso de material alguno que tenga una antigüedad superior a 90 dias, referidos a la fecha de la factura del suministro.

5º En caso de que se acepte expresamente la devolución de un material, este deberá estar en su embalaje original, en cajas completas, sin abrir y en buen estado de conservación, como si de un producto nuevo se tratara.

6º La devolución del material se efectuará a portes pagados, y por cuenta y riesgo del cliente.

7º El abono relativo a toda devolución autorizada conllevará una depreciación mínima del 15% del importe neto de la factura.

General Terms and Conditions of Sale

The acceptance by **LAMP S.A.** of any order implies complete acceptation by the purchaser of these General Terms and Conditions of Sale.

1. Prices
Prices shall be those applicable at the date of receipt of the order, applying agreed discounts. A specific quotation must be sought for out-of-catalogue and specially-executed articles.

2. Deliveries
The place of delivery of the material ordered and thus that of the associated sale, is always deemed to be our factory or storage facility (ex-works). Goods thereafter travel at the purchaser's own risk and expense unless the order is accepted on a carriage paid basis. The risks relating to product return will always be assumed by the purchaser. In the event of serious difficulties, **LAMP** will cover the orders depending on their possibilities.

3. Delivery period
To provide our customers with guidance on likely availability of product in our warehouse, we have classified our products as follows:

- ● Guiding availability term: **1 week**
  (from the date of the formalization of the order)
- ●● Guiding availability term: **2 weeks**
  (from the date of the formalization of the order)
- ●●● Guiding availability term: **to be determined by LAMP**
  (from the date of the formalization of the order)

The blue dots ● are indicated before each product code.
Confirmation of delivery periods must be sought for each order. All these terms can be increaset in one day due to the expedition process. **LAMP S.A.** shall not be answerable nor liable for any penalty in the case of failure to meet such delivery periods.

4. Transport
Unless agreement is reached to the contrary, carriage shall always be borne by the purchaser.
The recipient shall have a duty to examine goods upon receipt and place on record any problems on the goods delivery note or make a claim with 48 hours to their transport agency if sent on a carriage forward basis, or to Lamp, if made on a freight paid basis.

5. Cancellation of orders
All cancellations of orders must be made in writing. Should cancellation occur after delivery of an order, it will be treated as a return, the procedure for which is governed by Clause 9. Specially-executed orders cannot be cancelled when production thereof has already commenced.

6. Samples
All samples of materials must be requested by means of an order and shall be invoiced. When returned, they shall be credited in full unless damaged or modified.

7. Specially-executed orders
Specific inquiries of any out-of-catalogue must be made prior to an order being placed to ascertain its viability, price and delivery period.

8. Lighting projects
We are happy to offer all our customers the free service provided by our **Technical Projects Department,** which can carry out a lighting calculation study.
Together with the technical report, you will receive a lighting quotation and plan to assist with the implementation of the works.
You can also request, free of charge, our lighting calculation program on CD.

9. Returns
LAMP S.A. will accept returns of all those goods marked in the price list with a symbol ● (a single blue dot).

• Required procedures:
- Customers must have made the original order in writing (fax, e-mail, letter, etc.)
- They must request a return merchandise authorisation (RMA) number from **LAMP S.A.**
- The relevant goods must not be damaged in any way.

• Return deadline:
- RMA numbers must be requested within 90 calendar days of the date of shipment of the relevant goods.
- Returns must be made within 30 calendar days of the date of receipt of the RMA number (which **LAMP S.A.** shall notify in writing).

• Conditions:
-**LAMP S.A.** shall be entitled not to accept any return, whatever the reason therefor, in any of the following cases:
  - Breach of required procedures and/or deadlines.
  - Out-of-catalogue items.
  - Specially-executed orders (non-standard electrics, measurements, etc.)
  - Goods painted in non-standard colours.
  - Goods marked in the prices list with the following symbols: ●● (two blue dots) and/or ●●● (three blue dots).
- All duly-authorised returns shall be sent to **LAMP S.A.** carriage paid.

• Credit notes:
LAMP S.A. shall issue credit notes for all returns which meet each and every one of the above requirements in respect of procedures, deadlines and conditions for 85% of the originally-invoiced sum. The remaining 15% shall be set aside to cover the costs in respect of the return (handling, packaging, quality control...
Credit notes arising due to causes other than returns (differences in prices, carriage, errors, etc.) shall also be subject to the above procedural and deadline requirements, that is, the original order must be made in writing and the related claim must be made within 90 calendar days of the date of issuing of the invoice.
A further prerequisite is that customer is fully up to date with all its payment duties.

10. Quality
All products supplied by **LAMP S.A.** have received CE certification, meet other standards and regulations and have been subject to strict quality controls which guarantee their proper working.
LAMP S.A. is continually working to improve and update its products. It therefore reserves the right to change, withdraw or expand its products without prior notice and without this giving rise to the right to make any form of claim or complaint.

11. Warranty
LAMP S.A.U. guarantees the perfect working order of each and every one of its products against any defect in relation to materials or labour involved in the manufacture of the same. The commercial warranty provided by **LAMP S.A.U.** is an extension of the mandatory six-month legal warranty (Law 23/2003) and is specified as follows: The warranty for LED products featuring the "5-year warranty" tag on the technical data sheet is extended to 5 (FIVE) years, and to 2 (TWO) years for all other standard products, valid as of the date of delivery. Furthermore, the warranty period for the repair or replacement of lamp products is extended to the 2 or 5 years specified in this legal warranty extension. The scope of the Lamp warranty covers all Spanish and international territory. The corresponding claim should be delivered to our commercial department in writing in order to render the warranty valid. Our warranty includes the repair, replacement or exchange of the product and/or components at no cost to the customer, excluding labour, in addition to transportation costs arising from compliance with the warranty. All the technical specifications of the Lamp warranty, in addition to the rights of the consumer, are set forth in the General Warranty Conditions document: ***http://www.lamp.es/files/64880.***

12. Reservation of title
LAMP S.A. reserves title over all the goods it supplies until the purchaser has paid for them in full.

13. Jurisdiction
In the case of any disagreement or dispute over these General Terms and Conditions of sale, both parties, expressly waiving any other jurisdiction, submit themselves to the authority of the Courts and Tribunals of the city of Terrassa (Barcelona).

NB: This document replaces all previous versions. Data valid for orders received from February 13th 2017.

LAMP

Worktitude for light

LAMP 9500411 , (01/2019)

Edita:
Published by:
Edition:

LAMP S.A.U.

Coordinación, Diseño Gráfico, Maquetación y Redacción:
Co-ordination, Graphic Desing, Layout and Editorial:
Coordination, Design Graphique, Maquete et Rédaction:

Dept. Marketing Lamp

Fotografía:
Photography:
Photographie:

Miquel Llonch, Xavier Graells, Pablo Sarabia, Jose Manuel Bielsa, Santos-Diez, Pablo Arza, Joan Villaplana, Biel Calafat, Jordi Pujol, Marc Sellarès, Emma Faucheux, Joan Roig, Julien Daviron, Isabel Marquès, Rafael Vargas, Andrew Lecky, Duccio Malagamba, Fernando Andrés Puerto, Meritxell Arjalaguer, Maria de Miguel, Rafael de la Torre, Jesús Granada, José Hevia, Gabriel Ramón, Sebastián Guerrico, Nico Saieh, Pepo Segura, Jordi Surroca, Mathieu Ducros, Estudi Bonjoch, Jordi Miralles Juan Roldán, Laura Guasco, Agne Motiekaityte, Alfredo Millan, Adrià Goula. y Dept. Marketing Lamp lighting.

Impresión:
Printed by:
Impression:

Litografifia Rosés

ISO 9001
ISO 14001
BUREAU VERITAS
Certification

CERTIFIED IQNet QUALITY SYSTEM

ecotic
FUNDACIÓN

Lamp EUROPE

Lamp HEADQUARTERS

Córdoba, 16
08226 TERRASSA (Spain)
T. +34 93 736 68 00
F. +34 93 786 15 51
lamp@lamp.es

Lamp FRANCE

Zac Garossos
100 Rue de Riou
31700 BEAUZELLE (France)
T. +33 (0) 5 62 13 91 14
F. +33 (0) 5 61 25 46 63
france@lamp.es

Lamp UK

52 Cromwell Road
Wimbledon
LONDON SW19 8LZ
(United Kingdom)
M. +44 (0) 7539 9943 63
uk@lamp.es

Lamp BALTICS

Satiju km., Abrikosu 14,
KAUNPO raj., LT-54432, (Lithuania)
T. +370 37 470005
M. +370 61698739
baltics@lamp.es

Lamp AMERICA

Lamp CHILE

DILAMPSA
Exequiel Fernández, 2251 Macul
SANTIAGO (Chile)
T. +56 2 2237 17 70
F. +56 2 2375 52 73
chile@lamp.cl

Lamp COLOMBIA

Calle 74B Nº 69-25
BOGOTÁ (Colombia)
T. +57 (1) 7430092
colombia@lamp.com.co

Lamp MEXICO

Granjas México
08400 CIUDAD DE MEXICO (México)
T. +52 55 5648 5350
mexico@lamp.es

Lamp ASIA - PACIFIC

Lamp ASIA - PACIFIC

2/179 17ª Floor, The Royal Place 1
Soi Mahat Lek Luang 1
Lumpini, Pathumwan, BANGKOK 10330 (Thailand)
T. +66 81 692 8066
thailand@lamp.es

Lamp MIDDLE EAST

Jumeirah Bay X2 - 3rd Floor
Cluster X - Jumeirah Lake Towers
P.O. BOX 126732
DUBAI (UAE)
T. +971 4 437 5716
uae@lamp.es

LAMP

Worktitude for light

Córdoba 16,
08226 Terrassa
(Barcelona) SPAIN
T. +34 93 736 68 00
F. +34 93 786 15 51
lamp@lamp.es
www.lamp.es