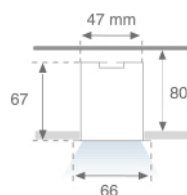


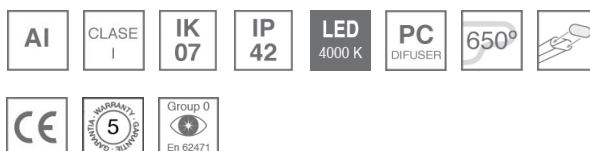
14740550

**FIL LED G2 PRISM REC 3000 NW WH.****Description:**

Recessed luminaire model FIL LED G2 PRISM REC 3000 NW WH., LAMP brand. Made of satin white painted extruded aluminium with prismatic polycarbonate diffuser. Model for MID-POWER LED, neutral white colour temperature and control gear included. Glare rating <19 (for 4h, 8h 70/50/20). With a IP42, IK07 protection rating. Insulation class I. Photobiological safety group 0.

Finish: Matte white RAL 9010**Dimensions:** 1.137 x 66 x 67 mm**Weight:** 2.166 g**Installation:** Recessed**Recessing measures:** 1,147 x 52 x 80 mm**TECHNICAL SPECIFICATIONS:**

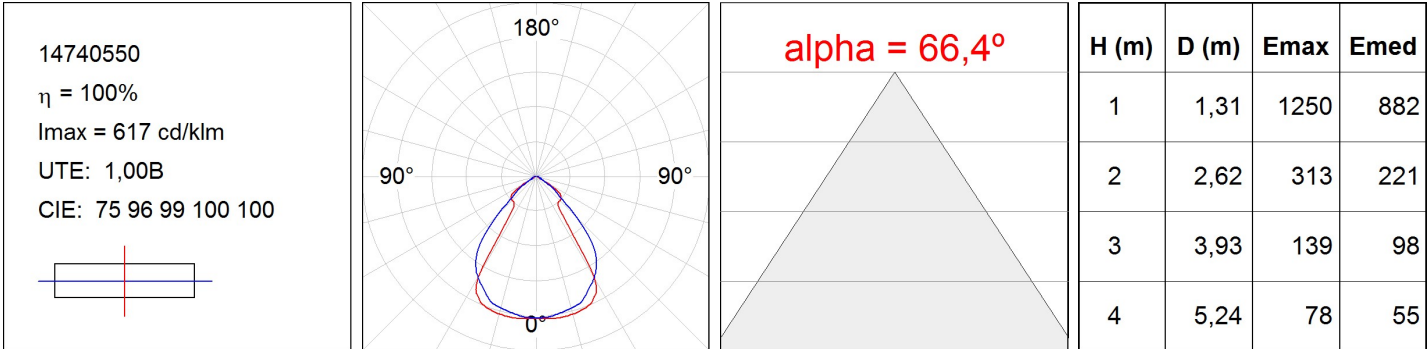
Light output:	2.050 lm	°K :	4000
Plum:	21,3W	CRI :	80
Efficacy:	96,2 lm/w	MacAdam:	3
Type:	MID POWER TRIDONIC	Power Supply:	220-240V 50/60Hz
LED Lifetime:	50000 L80 B10	Gear:	Electronic
Power:	19W		

Light output tolerance +/- 10%

14740550


FIL LED G2 PRISM REC 3000 NW WH.

PHOTOMETRIC DATA :



ACCESORIES :

Assembly

**Product code:**

4700580

4700583

4705100

4705103


Description:

FIL ACC. REC PROFILE X/MM WH.

FIL ACC. REC PROFILE X/MM GR.

FIL ACC. COVER X/MM WH.

FIL ACC. COVER X/MM GR.

**Product code:**


4705210

4705213

Description:

FIL ACC. REC 90° CORNER WH.

FIL ACC. REC 90° CORNER GR.

**Product code:**

4706450

4706453

Description:

FIL ACC. REC END COVER WH.

FIL ACC. REC END COVER GR.

**Product code:**

9600990

Description:

ACC. ELECTROSTATICS WRIST STRAP

**Product code:**

9606010

Description:

ACC. INTM JOINT B