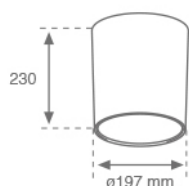


KOMBIC 200 SURFACE

K31SF4020OP830NRB




KOMBIC 200 SF 4000 IP20 WW OPAL BR/BK

Description:

Suspended or ceiling mounting Downlight model KOMBIC 200 SF, LAMP brand. Made of black colour injected polycarbonate with shiny metallized reflector and interior diffuser made of opal methacrylate. Passive dissipation for a proper thermal management. Model for MID POWER LED with 3000K temperature and CRI 80 and control gear included. Insulation class II. Photobiological safety group 0. Lifetime: 50.000h L80 B10

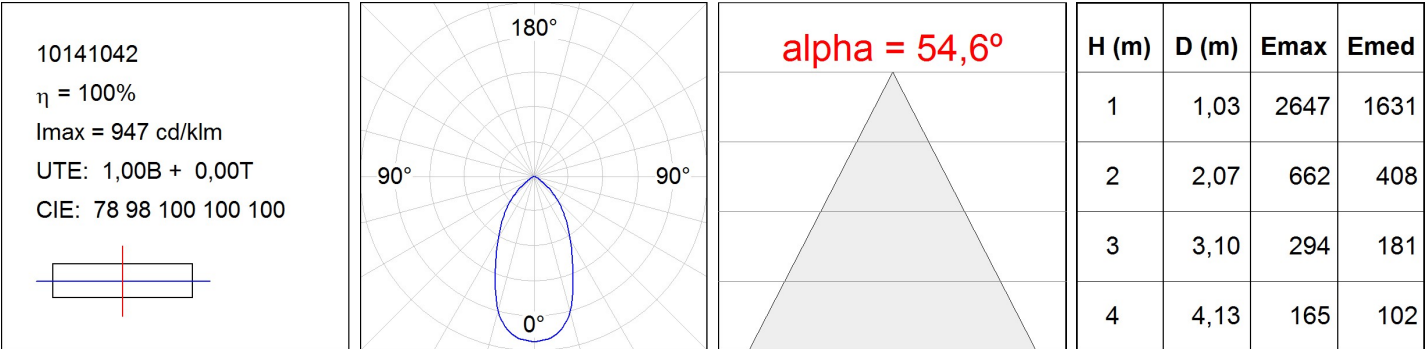
Finish: BRILLIANT METALLIC POLYCARBONATE**Weight:** 2.262 g**Installation:** Surface**TECHNICAL SPECIFICATIONS:**

Light output:	2.800 lm	°K :	3000
Plum:	25,8W	CRI :	80
Efficacy:	108,5 lm/w	MacAdam:	3
Type:	MID POWER TRIDONIC	Power Supply:	220-240V 50/60Hz
LED Lifetime:	50.000 L80 B10 (Ta=25°C)	Gear:	Electronic
Power:	24W		

Light output tolerance +/- 10%**CUSTOM MADE OPTIONS:**

K31SF40200P830NRB KOMBIC 200 SF 4000 IP20 WW OPAL BR/BK

PHOTOMETRIC DATA :



ACCESORIES :

Assembly



Product code:

K3SUCOW

Description:

KOMBIC 200 SF ACC. COVER

ACCESORIES :

Suspension



Product code:

SUCARG0100G

SUCARG0250G

SUCARG0500G

SUCARG1000G

Description:

ACC. ELECMEC RIGID SUSP 100MM GR.

ACC. ELECMEC RIGID SUSP 250MM GR.

ACC. ELECMEC RIGID SUSP 500MM GR.

ACC. ELECMEC RIGID SUSP 1000MM GR.



Product code:

SUCARG0100W

SUCARG0250W

SUCARG0500W

SUCARG1000W

Description:

ACC. ELECMEC RIGID SUSP 100MM WH.

ACC. ELECMEC RIGID SUSP 250MM WH.

ACC. ELECMEC RIGID SUSP 500MM WH.

ACC. ELECMEC RIGID SUSP 1000MM WH.



Product code:

SUEM2W3000NG

Description:

ACC. DB ELECMEC SUSP GR.



Product code:

SUEM2W3000NW

Description:

ACC. DB ELECMEC SUSP WH.