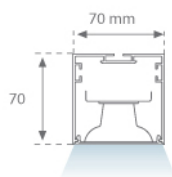


## F71SF200MOTS830NG



## FIL 70 TECH SUS 2M 3200 WW GR.

**Description:**

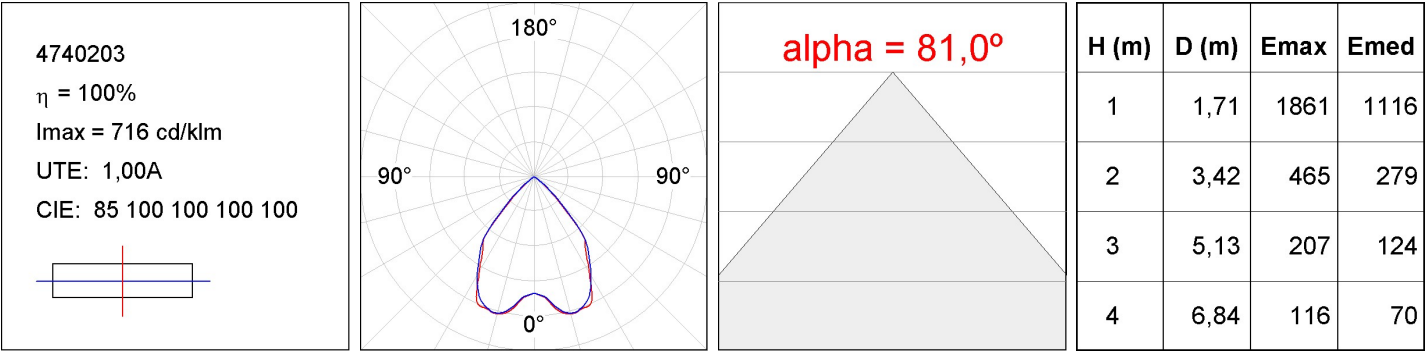
Suspended or surface mounted structure model FIL 70 TECH SUS 2M 3200 WW GR., LAMP brand. Made of satin grey painted extruded aluminium. Model for MID-POWER LED with warm white colour temperature and control gear included. Reflector designed by the optical concept named REDIL® (direct emission LED reflector), which consists of a two-phase reflection. Insulation class I. Photobiological safety group 0. Environmental Product Declaration - EPD@available, according to UNE-EN ISO 9001:2015 and UNE-EN ISO 14001:2015.

**Finish:** Gloss grey**Dimensions:** 2.000 x 70 x 70 mm**Weight:** 3.378 g**Installation:** Suspended**TECHNICAL SPECIFICATIONS:**

<b>Light output:</b>	3.060 lm	<b>°K :</b>	3000
<b>Plum:</b>	26,8W	<b>CRI :</b>	80
<b>Efficacy:</b>	114,1 lm/w	<b>MacAdam:</b>	3
<b>UGR:</b>	<19	<b>Power Supply:</b>	220-240V 50/60Hz
<b>Type:</b>	MID POWER LED	<b>Gear:</b>	Electronic
<b>LED Lifetime:</b>	50.000 L80 B10 (Ta=25°C)		
<b>Power:</b>	25W		

**Light output tolerance +/- 10%****CUSTOM MADE OPTIONS:**

PHOTOMETRIC DATA :



**ACCESORIES :**  
**Assembly**



**Product code:**  
ELWRST

**Description:**  
ACC. ELECTROSTATICS WRIST STRAP



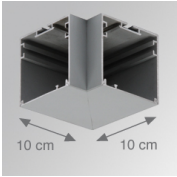
**Product code:**  
F7JO

**Description:**  
ACC. INTM JOINT



**Product code:**  
F7SUECG  
F7SUECW

**Description:**  
FIL 70 ACC. SUS END COVER PC GR.  
FIL 70 ACC. SUS END COVER PC WH.



**Product code:**  
F7TESUHCG  
F7TESUHCW

**Description:**  
FIL 70 TECH ACC. SUS 90° CORNER GR.  
FIL 70 TECH ACC. SUS 90° CORNER WH.

**ACCESORIES :**  
**Suspension**



**Product code:**  
SFRG41G  
SFRG41W

**Description:**  
ACC. SUR FIXING NK.  
ACC. SUR FIXING WH.



**Product code:**  
SUCA4000DG  
SUCA4000NG

**Description:**  
ACC. ELEC 5P SUSP GR.  
ACC. ELEC 3P SUSP GR.



**Product code:**  
SUCA4000DW  
SUCA4000NW

**Description:**  
ACC. ELEC 5P SUSP WH.  
ACC. ELEC 3P SUSP WH.



**Product code:**  
SUCAEMDEG

**Description:**  
ACC. ELECMEC SUR FIXING GR.



**Product code:**  
SUCAEWDEW

**Description:**  
ACC. ELECMEC SUR FIXING WH.



**Product code:**  
SUCAEWFA1000NG  
SUCAEWFA4000NG

**Description:**  
ACC. ELECMEC QUICK SUSP 1M GR.  
ACC. ELECMEC QUICK SUSP 4M GR.



**Product code:**  
SUCAEWFA1000NW  
SUCAEWFA4000NW

**Description:**  
ACC. ELECMEC QUICK SUSP 1M WH.  
ACC. ELECMEC QUICK SUSP 4M WH.



**Product code:**  
SUCARG0100G  
SUCARG0250G  
SUCARG0500G  
SUCARG1000G

**Description:**  
ACC. ELECMEC RIGID SUSP 100MM GR.  
ACC. ELECMEC RIGID SUSP 250MM GR.  
ACC. ELECMEC RIGID SUSP 500MM GR.  
ACC. ELECMEC RIGID SUSP 1000MM GR.



**Product code:**  
SUCARG0100W  
SUCARG0250W  
SUCARG0500W  
SUCARG1000W

**Description:**  
ACC. ELECMEC RIGID SUSP 100MM WH.  
ACC. ELECMEC RIGID SUSP 250MM WH.  
ACC. ELECMEC RIGID SUSP 500MM WH.  
ACC. ELECMEC RIGID SUSP 1000MM WH.



**Product code:**  
SUCAWI1000DG  
SUCAWI4000DG

**Description:**  
ACC. ELECMEC QUICK SUSP 1M 5P GR.  
ACC. ELECMEC QUICK SUSP 4M 5P GR.




**Product code:**  
SUCAWI1000DW  
SUCAWI4000DW

**Description:**  
ACC. ELECMEC QUICK SUSP 1M 5P WH.  
ACC. ELECMEC QUICK SUSP 4M 5P WH.



**Product code:**  
SURG0100W  
SURG0250W  
SURG0500W  
SURG1000W

**Description:**  
ACC. RIGID SUSP 100MM WH.  
ACC. RIGID SUSP 250MM WH.  
ACC. RIGID SUSP 500MM WH.  
ACC. RIGID SUSP 1000MM WH.



**Product code:**  
SURGJO41W

**Description:**  
ACC. RIGID SUSP FIXING JOINT WH.



**Product code:**  
SUWIDE1000G  
SUWIDE4000G

**Description:**  
ACC. QUICK STEEL CABLE 1M NK.  
ACC. QUICK STEEL CABLE 4M NK.

**ACCESORIES :**  
**Optical**



**Product code:**  
DIOPST1000

**Description:**  
ACC. DIF. SOFT TECH OPAL