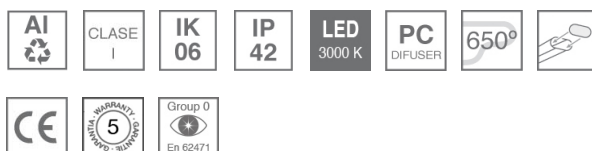


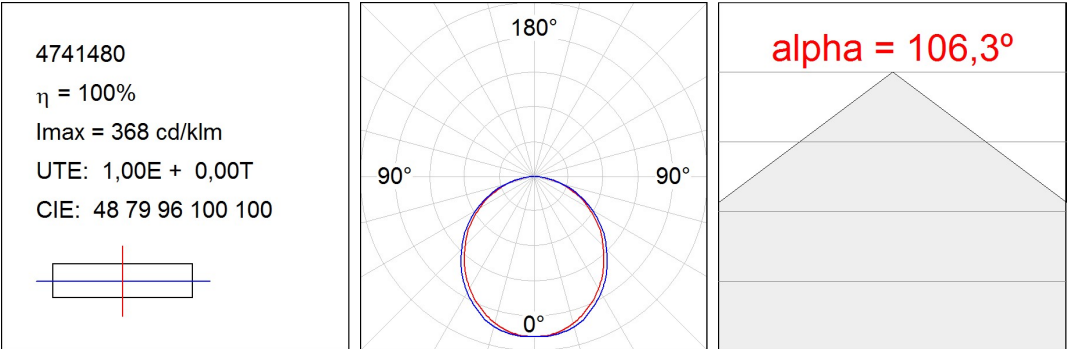
F71SF120LOOP830DW

**FIL 70 OPAL SUS 2600 WW DALI WH.****Description:**

Suspended or mounted surface luminaire model FIL 70 OPAL SUS 2600 WW DALI WH., LAMP brand. Made of matt white painted extruded aluminium with opal polycarbonate diffuser. Model for LED MID-POWER with warm white colour temperature and control DALI gear included. IP42, IK06 protection rating. Insulation class I. Photobiological safety group 0.

**Finish:** Matte white RAL 9010**Dimensions:** 1.162 x 70 x 70 mm**Weight:** 2.536 g**Installation:** Surface**TECHNICAL SPECIFICATIONS:****Light output:** 1.992 lm**Plum:** 19,2W**Efficacy:** 103,8 lm/w**Type:** MID POWER PHILIPS**LED Lifetime:** 60.000 L80 B10 (Ta=25°C)**Power:** 17W**°K :** 3000**CRI :** 80**MacAdam:** 3**Power Supply:** 220-240V 50/60Hz**Gear:** Adjustable DALI**Light output tolerance +/- 10%****CUSTOM MADE OPTIONS:**

PHOTOMETRIC DATA :



---

**ACCESORIES :**
**Assembly****Product code:**

ELWRST

**Description:**

ACC. ELECTROSTATICS WRIST STRAP

**Product code:**

F7COSUX/MMG

F7COSUX/MMW

F7PRSUX/MMG

F7PRSUX/MMW

**Description:**

FIL 70 ACC. COVER X/MM GR.

FIL 70 ACC. COVER X/MM WH.

FIL 70 ACC. SUS PROFILE X/MM GR.

FIL 70 ACC. SUS PROFILE X/MM WH.

**Product code:**

F7JO

**Description:**

ACC. INTM JOINT

**Product code:**

F7SFVCG

F7SFVCW

**Description:**

FIL 70 ACC. 90° WALL CORNER GR.

FIL 70 ACC. 90° WALL CORNER WH.

**Product code:**


F7SUECG

F7SUECW

**Description:**

FIL 70 ACC. SUS END COVER PC GR.

FIL 70 ACC. SUS END COVER PC WH.

**Product code:**

F7SUHCG

F7SUHCW

**Description:**

FIL 70 ACC. SUS 90° CORNER GR.

FIL 70 ACC. SUS 90° CORNER WH.

---

**ACCESORIES :**
**Suspension****Product code:**

SFRG41G

SFRG41W

**Description:**

ACC. SUR FIXING NK.

ACC. SUR FIXING WH.

**Product code:**

SUCA4000DW

SUCA4000NW

**Description:**

ACC. ELEC 5P SUSP WH.

ACC. ELEC 3P SUSP WH.



**Product code:**  
SUCADMDEW

**Description:**  
ACC. ELECMEC SUR FIXING WH.



**Product code:**  
SUCADMFA1000NW  
SUCADMFA4000NW

**Description:**  
ACC. ELECMEC QUICK SUSP 1M WH.  
ACC. ELECMEC QUICK SUSP 4M WH.



**Product code:**  
SUCARG0100W  
SUCARG0250W  
SUCARG0500W  
SUCARG1000W

**Description:**  
ACC. ELECMEC RIGID SUSP 100MM WH.  
ACC. ELECMEC RIGID SUSP 250MM WH.  
ACC. ELECMEC RIGID SUSP 500MM WH.  
ACC. ELECMEC RIGID SUSP 1000MM WH.



**Product code:**  
SUCAWI1000DG  
SUCAWI4000DG

**Description:**  
ACC. ELECMEC QUICK SUSP 1M 5P GR.  
ACC. ELECMEC QUICK SUSP 4M 5P GR.



**Product code:**  
SUCAWI1000DW  
SUCAWI4000DW

**Description:**  
ACC. ELECMEC QUICK SUSP 1M 5P WH.  
ACC. ELECMEC QUICK SUSP 4M 5P WH.



**Product code:**  
SURG0100W  
SURG0250W  
SURG0500W  
SURG1000W

**Description:**  
ACC. RIGID SUSP 100MM WH.  
ACC. RIGID SUSP 250MM WH.  
ACC. RIGID SUSP 500MM WH.  
ACC. RIGID SUSP 1000MM WH.



**Product code:**  
SURGJO41W

**Description:**  
ACC. RIGID SUSP FIXING JOINT WH.



**Product code:**  
SUWIDE1000G  
SUWIDE4000G

**Description:**  
ACC. QUICK STEEL CABLE 1M NK.  
ACC. QUICK STEEL CABLE 4M NK.

## ACCESSORIES :

### Support



**Product code:**

F5FX300W

**Description:**

ACC. WALL BRACKET 300MM WH.



**Product code:**

F5FX75W

**Description:**

ACC. WALL BRACKET 75MM WH.

---

**ACCESORIES :**

**Optical**



**Product code:**

F7DIX/MMOP

**Description:**

FIL 70 ACC. OPAL DIFFUSER X/MM

