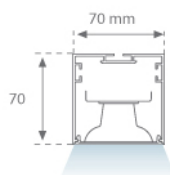


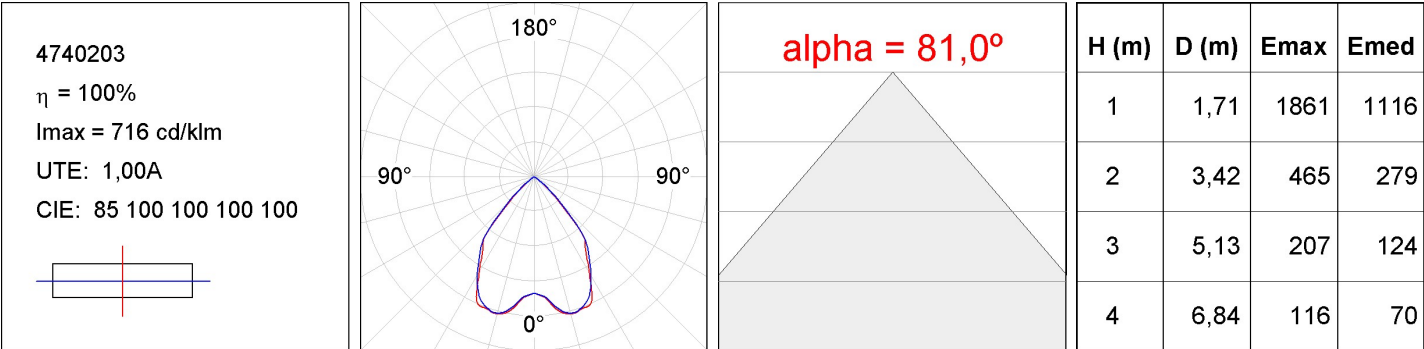
F71SF100MOTS830NW

**FIL 70 TECH SUS 1M 3200 WW WH.****Description:**

Suspended or surface mounted structure model FIL 70 TECH SUS 1M 3200 WW WH., LAMP brand. Made of matt white painted extruded aluminium. Model for MID-POWER LED with warm white colour temperature and control gear included, which consists of a two-phase reflection. Insulation class I. Photobiological safety group 0. Environmental Product Declaration - EPD@available, according to UNE-EN ISO 9001:2015 and UNE-EN ISO 14001:2015.

Finish: Matte white RAL 9010**Dimensions:** 1.000 x 70 x 70 mm**Weight:** 1.998 g**Installation:** Suspended**TECHNICAL SPECIFICATIONS:****Light output:** 2.400 lm**°K :** 3000**Plum:** 23,6W**CRI :** 80**Efficacy:** 101,6 lm/w**MacAdam:** 3**UGR:** <19**Power Supply:** 220-240V 50/60Hz**Type:** MID POWER LED**Gear:** Electronic**LED Lifetime:** 50.000 L80 B10 (Ta=25°C)**Power:** 21W**Light output tolerance +/- 10%****CUSTOM MADE OPTIONS:**

PHOTOMETRIC DATA :



ACCESORIES :
Assembly



Product code:
ELWRST

Description:
ACC. ELECTROSTATICS WRIST STRAP



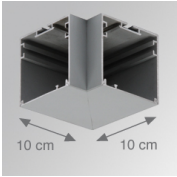
Product code:
F7JO

Description:
ACC. INTM JOINT



Product code:
F7SUECG
F7SUECW

Description:
FIL 70 ACC. SUS END COVER PC GR.
FIL 70 ACC. SUS END COVER PC WH.



Product code:
F7TESUHCG
F7TESUHCW

Description:
FIL 70 TECH ACC. SUS 90° CORNER GR.
FIL 70 TECH ACC. SUS 90° CORNER WH.

ACCESORIES :
Suspension



Product code:
SFRG41G
SFRG41W

Description:
ACC. SUR FIXING NK.
ACC. SUR FIXING WH.



Product code:
SUCA4000DG
SUCA4000NG

Description:
ACC. ELEC 5P SUSP GR.
ACC. ELEC 3P SUSP GR.



Product code:
SUCA4000DW
SUCA4000NW

Description:
ACC. ELEC 5P SUSP WH.
ACC. ELEC 3P SUSP WH.



Product code:
SUCAEMDEG

Description:
ACC. ELECMEC SUR FIXING GR.



Product code:
SUCAEWDEW

Description:
ACC. ELECMEC SUR FIXING WH.



Product code:
SUCAEWFA1000NG
SUCAEWFA4000NG

Description:
ACC. ELECMEC QUICK SUSP 1M GR.
ACC. ELECMEC QUICK SUSP 4M GR.



Product code:
SUCAEWFA1000NW
SUCAEWFA4000NW

Description:
ACC. ELECMEC QUICK SUSP 1M WH.
ACC. ELECMEC QUICK SUSP 4M WH.



Product code:
SUCARG0100G
SUCARG0250G
SUCARG0500G
SUCARG1000G

Description:
ACC. ELECMEC RIGID SUSP 100MM GR.
ACC. ELECMEC RIGID SUSP 250MM GR.
ACC. ELECMEC RIGID SUSP 500MM GR.
ACC. ELECMEC RIGID SUSP 1000MM GR.



Product code:
SUCARG0100W
SUCARG0250W
SUCARG0500W
SUCARG1000W

Description:
ACC. ELECMEC RIGID SUSP 100MM WH.
ACC. ELECMEC RIGID SUSP 250MM WH.
ACC. ELECMEC RIGID SUSP 500MM WH.
ACC. ELECMEC RIGID SUSP 1000MM WH.



Product code:
SUCAWI1000DG
SUCAWI4000DG

Description:
ACC. ELECMEC QUICK SUSP 1M 5P GR.
ACC. ELECMEC QUICK SUSP 4M 5P GR.



Product code:
SUCAWI1000DW
SUCAWI4000DW

Description:
ACC. ELECMEC QUICK SUSP 1M 5P WH.
ACC. ELECMEC QUICK SUSP 4M 5P WH.



Product code:
SURG0100W
SURG0250W
SURG0500W
SURG1000W

Description:
ACC. RIGID SUSP 100MM WH.
ACC. RIGID SUSP 250MM WH.
ACC. RIGID SUSP 500MM WH.
ACC. RIGID SUSP 1000MM WH.



Product code:
SURGJO41W

Description:
ACC. RIGID SUSP FIXING JOINT WH.



Product code:
SUWIDE1000G
SUWIDE4000G

Description:
ACC. QUICK STEEL CABLE 1M NK.
ACC. QUICK STEEL CABLE 4M NK.

ACCESORIES :
Optical



Product code:
DIOPST1000

Description:
ACC. DIF. SOFT TECH OPAL